

# Omron TM Collaborative Robots



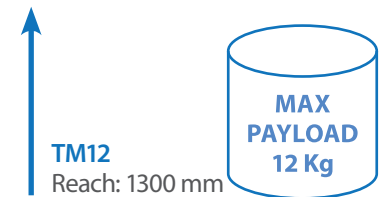

**OMRON**

# Omron TM Collaborative Robots

Omron's lineup of collaborative robots includes a variety of models to guarantee the right reach and payload capacity for different applications, including mobile robot-compatible (DC) versions.



Designed to meet safety regulations ISO 10218-1 (including TS 15066) and ISO 13849-1.



# Key industries and applications

Omron TM Collaborative Robots are designed for a wide variety of applications in a number of industries.

## Key Industries

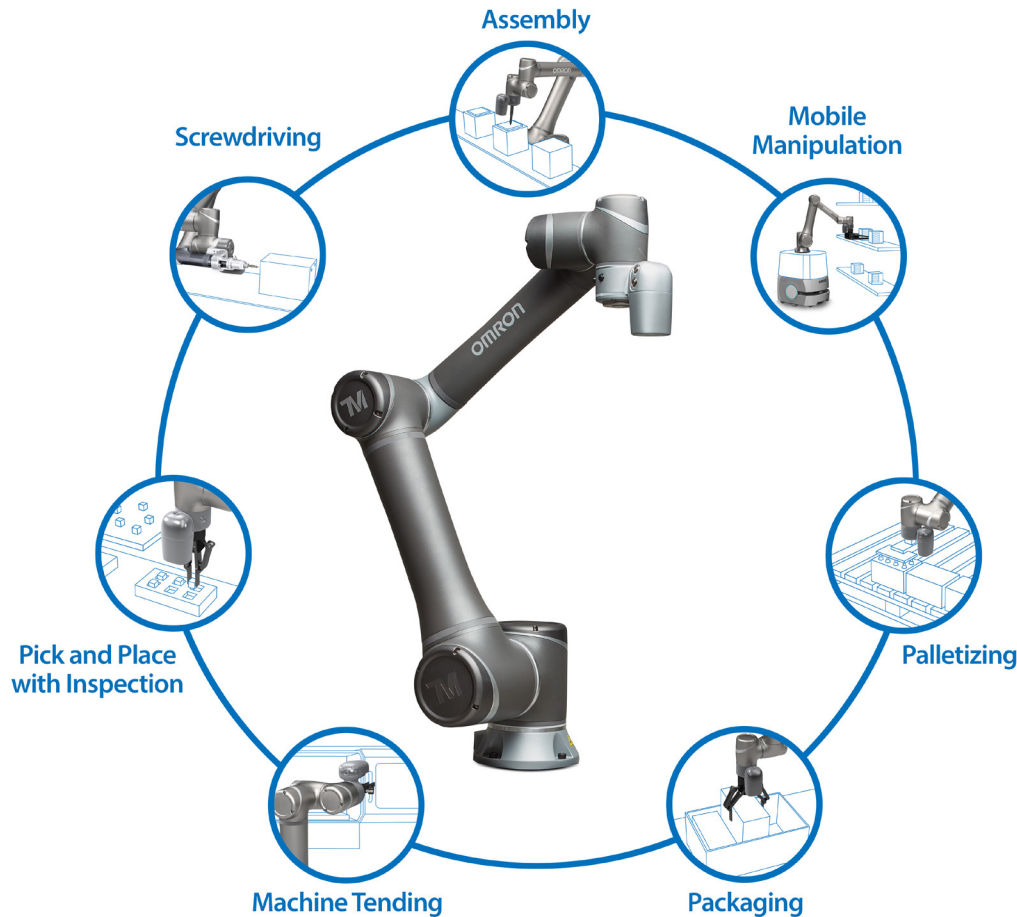
Automotive



Food & Commodities



Digital & Semiconductor



### Assembly:

Our cobots can improve throughput and consistency of repetitive or complex assembly tasks including part joining, insertion, tool changing, and working alongside people.

### Mobile Manipulation:

Mounting an Omron TM cobot onto an Omron LD mobile robot automates not only materials transport, but also complicated picking operations.

### Palletizing:

Our space-saving cobots can streamline end-of-line case stacking onto a pallet. With built-in vision, cases can be sorted by barcode or other visual indication.

### Packaging:

Our cobots can inspect and sort products, before putting them into cases. Customers can quickly adapt production lines to new products or seasonal models.

### Machine Tending:

A cobot can be used to tend CNC machines, injection molding machines, stamping and punch pressers, grinding, and cutting machines, relieving workers from repetitive and dangerous work.

### Pick and Place with Inspection:

Our cobots feature a built-in vision system that allows for easy pick-and-place together with sophisticated inspection, without the need for installing additional cameras or lighting equipment.

### Screwdriving:

Our cobots add precision and consistency to your screwdriving and parts fastening applications. A complete ready-to-use solution is provided with a screwdriving kit and pneumatic control box.

# Easy to use

With graphical programming, hand guidance, and intelligent vision, Omron TM cobots are designed to be easy and intuitive. Customers can set up simple applications in just a few minutes.

## Hand Guidance

Hand guidance mode allows users to easily set points and assign tasks to the robot. With buttons built into the cobot arm, users can guide the robot into position and automatically record the position in the software.




## ISO/TS 15066 Oriented Safety Settings

Our unique patented "body region safety settings" have preset safety parameter values, based on TS 15066 and robot kinematics. There is no need to understand complicated safety calculations to set up a safe application.

## Intelligent Vision

Our built-in vision system allows for quick setup of pick-and-place tasks, with the help of easy hand guiding and landmark positioning.

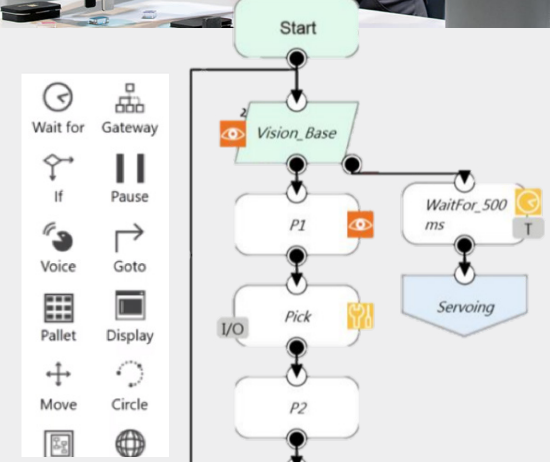


## Landmark

A landmark is a physical object that can be recognized by the robot's built-in camera, and acts as a beacon to help the robot navigate. The robot uses a Landmark as a reference point so it can better locate objects within the workspace. During high-mix, low-volume production with quick changeovers, customers can redeploy the robot without spending time to recalibrate the vision system.

## Graphical Programming

Intuitive programming allows users to automate a task with flow-based software, creating full workflows with a click-and-drag method.





# Designed for flexible manufacturing

Omron TM Collaborative Robots are designed to be easily redeployed to different tasks and applications, making production as flexible as needed.

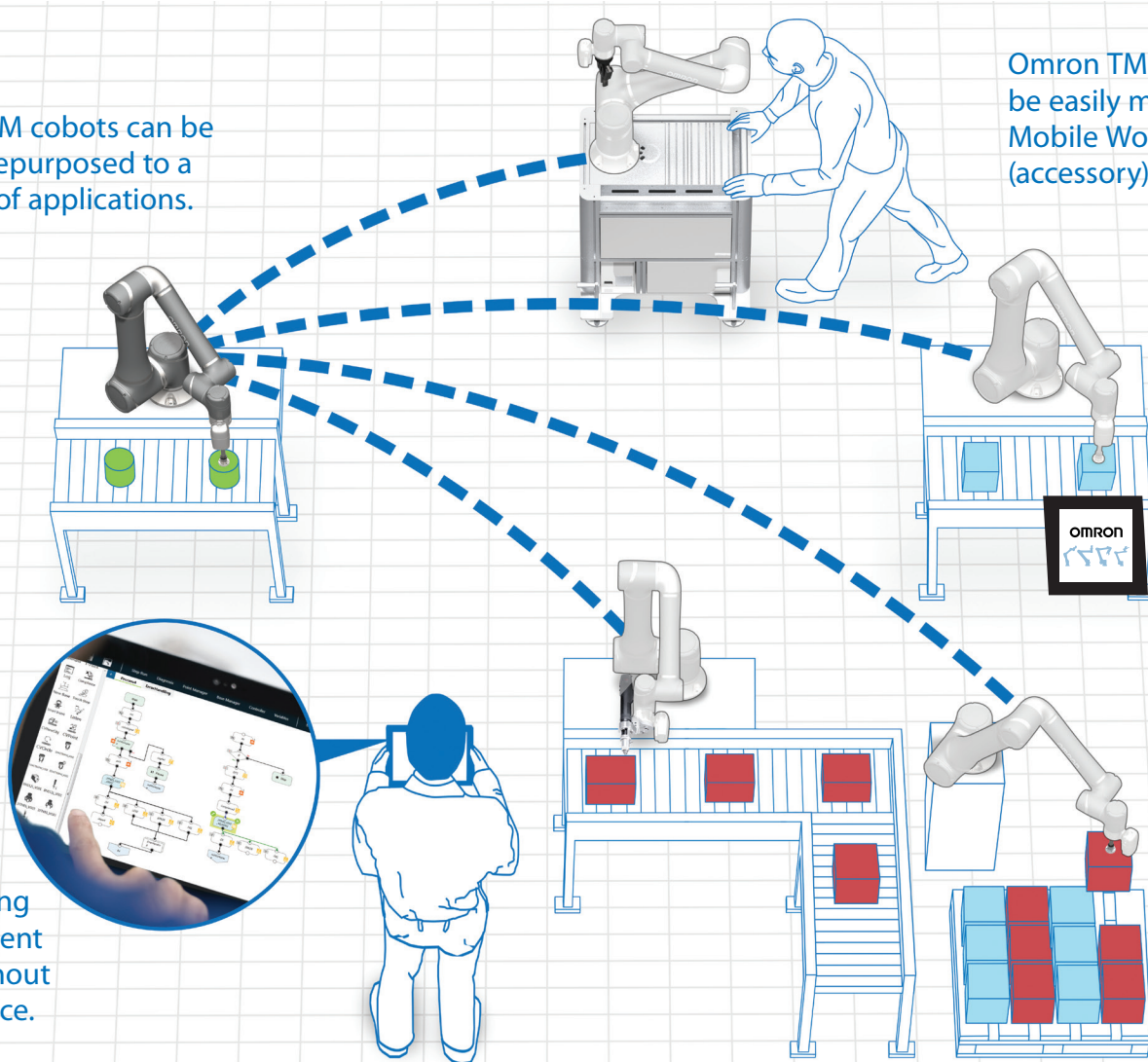
Omron TM cobots can be quickly repurposed to a number of applications.

Omron TM cobots can be easily moved on the Mobile Workstation (accessory).

The built-in vision system uses Landmarks that help the cobot navigate without the need for fixed jigs.

Omron TM Collaborative Robots can fit into small spaces, even inverted or at any angle, making them adaptable to almost any factory environment.

Graphical programming allows quick deployment and changeovers without prior coding experience.



# Built-In Vision

Users can set up vision tasks for immediate deployment without going through complex steps of integrating external cameras or lighting equipment. For even greater utility, users can choose to add up to two optional external cameras to best suit their unique application needs.



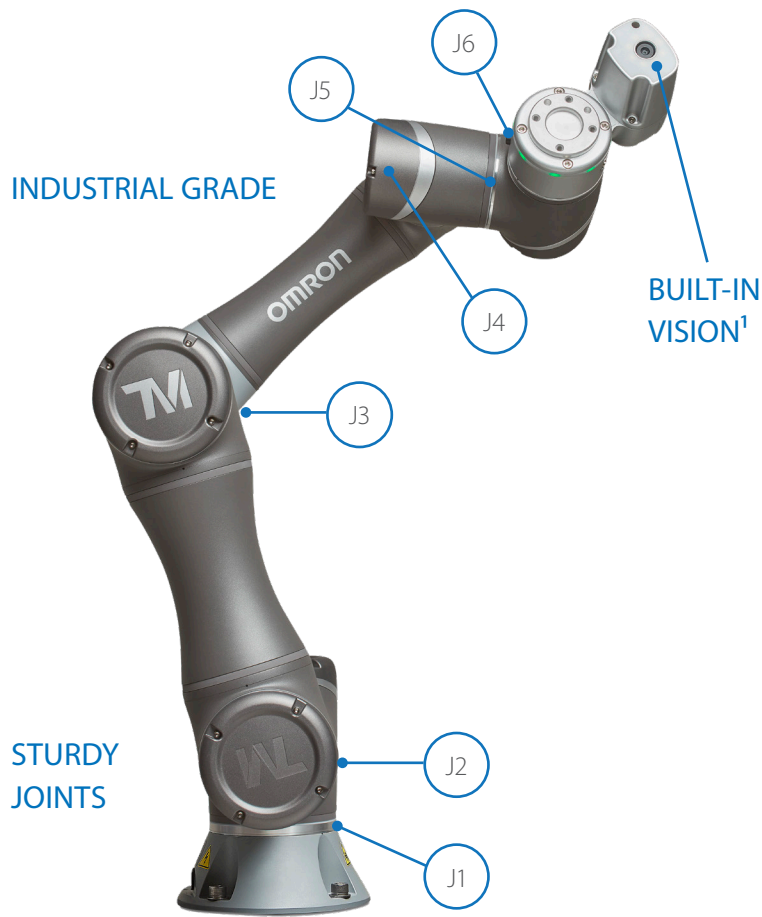
## Standard Vision Package

	Contrast Enhancement		Pattern Matching (Shape)		Barcode QR Code
	Color Plane Extraction		Pattern Matching (Image)		Color Classifier
	Smoothing		Blob Finder		String match
	Thresholding		Anchor		
	Morphology		Fiducial Mark Matching		
	Flip				


## Optional Vision Package

	Pose Variation (Shape)		Counting (Blobs)		Line Burr		Gauge (Distance & Angle)
	Pose Variation (Image)		Counting (Shape)		Circle Burr		OCR (Number)
	Specific Color Area Size		Counting (Image)		OCR (Letter)		
	Subtract Reference Image		Counting (Edges)				

# Anatomy of an Omron TM Cobot



1. VISION button teaches vision tasks and task sequences
2. POINT button records position in cobot program
3. FREE button allows hands-on teaching



4. Analog I/O port
5. Indicator light ring shows robot status
6. Digital I/O port



7. Built-in camera with integrated light
8. Gripper button
9. End-of-arm tooling flange

1. No-camera version is available on request.

# Plug & Play

Omron has partnered with a select number of companies to offer a wide variety of peripherals that quickly and easily integrate with our cobots, allowing for a faster deployment and return on investment. They are collectively referred to as Plug & Play devices and software, designed to serve a broad range of customer applications and meet the highest testing standards of Omron.

## Plug & Play Categories



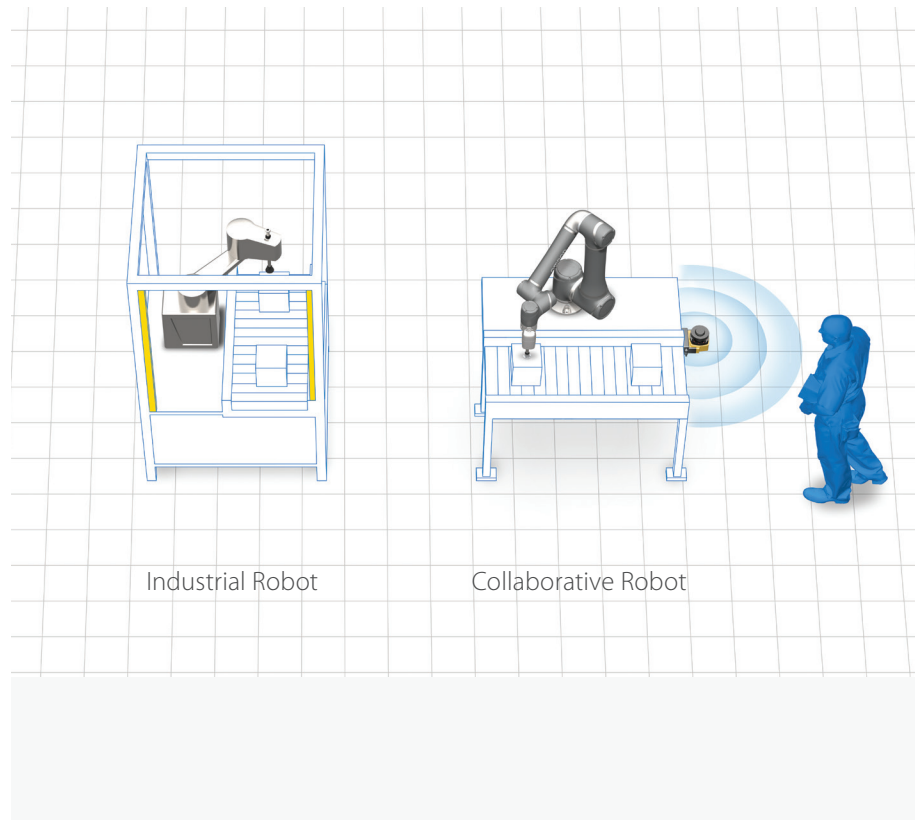
### Plug & Play Kits

All products come as a ready-to-use kit for easy installation.



# Choosing Cobots vs. Industrial Robot

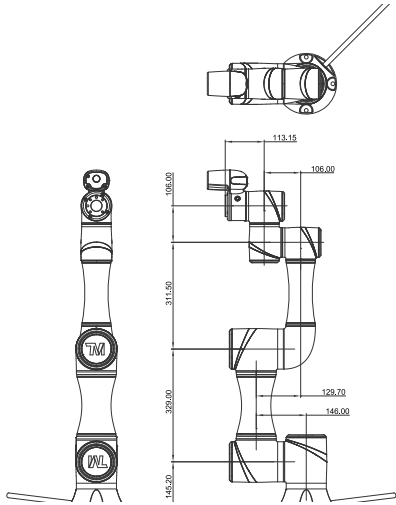
Collaborative Robots have changed the way the traditional factory used to work. Designed to “collaborate” with people, cobots offer users a safe and easy to use feature set that can eliminate physical cages as well as the need for highly trained robot programmers.



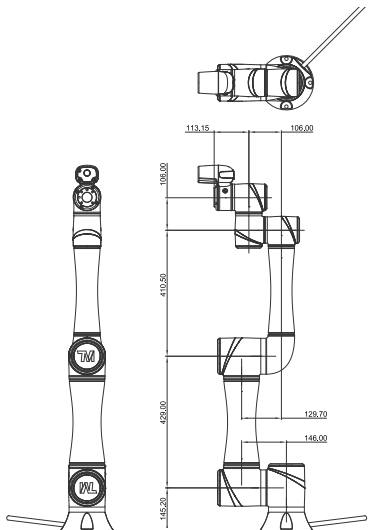
	Traditional Industrial Robots	Omron Cobots
<b>Safety</b>	Needs a physical barrier, such as a fence or cage, to ensure safety.	Designed to be inherently safe but may need safety sensors to ensure that the application is safe (e.g. Omron safety laser scanner) based on risk assessment. Typically does not need physical barrier if working in collaborative mode. Software safety setting is easy with graphical user interface.
<b>Workspace</b>	Separated from human workspace.	Can be shared with people.
<b>Footprint</b>	Large	Small
<b>Flexibility</b>	No. Fixed to one location and works on dedicated task.	Yes. Can be moved between locations during the day to work on different tasks. Built-in camera and Landmark positioning enable quick relocation.
<b>Programming</b>	Difficult. Requires skill and training.	Easy. Can be done with minimal training.
<b>Setup</b>	Requires advanced skills and is time-consuming.	Quick and easy.
<b>Application</b>	Fit for mass production at high speeds.	Fit for high-mix, low-volume production at a speed comparable to human workers. Can be used at high speeds with safety measures.
<b>Cycle Time (Pick &amp; Place)</b>	Down to seconds	Over 5 seconds
<b>Speed of Process (Path)</b>	Below 8.2 m/s	Below 1.4 m/s
<b>Repeatability</b>	+/- 0.02 mm	+/- 0.05 mm
<b>Environment</b>	IP requirements above IP54	IP54 (robot arm), IP32 (control box)
<b>Process Complexity</b>	Can be complex	Should be simple

# Technical Data

## TM5



TM5-700



TM5-900

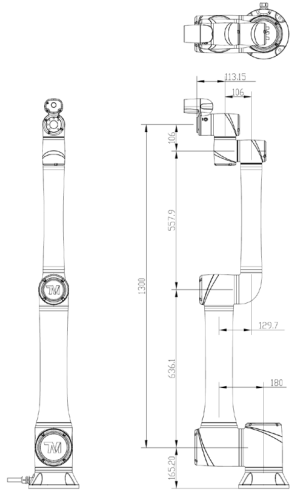
1. No-camera version available on request.

### TM5 Specifications

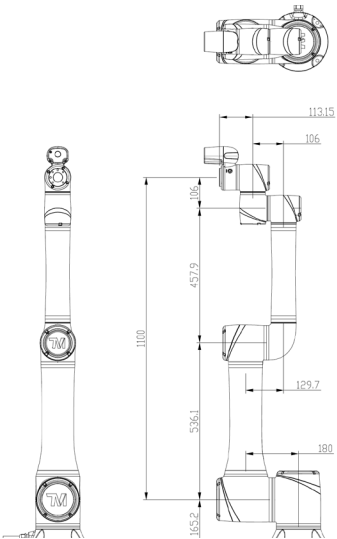
Model	TM5-700	TM5-900	TM5X-700	TM5X-900	
Weight	22.1kg	22.6kg	21.8kg	22.3kg	
Maximum Payload	6kg	4kg	6kg	4kg	
Reach	700mm	900mm	700mm	900mm	
Typical Speed	1.1m/s	1.4m/s	1.1m/s	1.4m/s	
Joint ranges	J1,J6	+/- 270°	+/- 270°	+/- 360°	
	J2,J4,J5	+/- 180°	+/- 180°	+/- 360°	
	J3	+/- 155°			
Speed	J1~J3	180°/s			
	J4~J6	225°/s			
Repeatability	+/- 0.05 mm				
Degrees of freedom	6 rotating joints				
I/O ports		Digital in	Digital out	Analog in	Analog out
	Control Box	16	16	2	1
	Tool	4	4	1	0
I/O power supply	24V 2.0A for control box and 24V 1.5A for tool				
IP classification	IP54 (Robot Arm); IP32 (Control Box)				
Power consumption	Typical 220 watts				
Temperature	The robot can work in a temperature range of 0-50°C				
Power supply	100-240 VAC, 50-60 Hz or 22-60 VDC				
I/O Interface	3×COM, 1×HDMI, 3×LAN, 4×USB2.0, 2×USB3.0				
Communication	RS232, Ethernet, Modbus TCP/RTU (master & slave), Optional EtherNet/IP or PROFINET				
Programming Environment	TMflow, flowchart based				
Certification	CE, SEMI S2 (optional)				
Robot Vision					
Eye in Hand (Built in)	1.2M/5M pixels, color camera		N/A		
Eye to Hand (Optional)	Support Maximum 2 GigE cameras				

# Technical Data

## TM12/14



TM12



TM14

### TM12/14 Specifications

Model	TM14	TM12	TM14X	TM12X	
Weight	32.6Kg	33.3Kg	32.3Kg	33Kg	
Maximum Payload	14kg	12kg	14kg	12kg	
Reach	1100mm	1300mm	1100mm	1300mm	
Typical Speed	1.1m/s	1.3m/s	1.1m/s	1.3m/s	
Joint ranges	J1,J6	+/- 270°	+/- 270°	+/- 360°	+/- 360°
	J2,J4,J5	+/- 180°	+/- 180°	+/- 360°	+/- 360°
	J3	+/- 163°	+/- 166°	+/- 163°	+/- 166°
Speed	J1~J2	120°/s			
	J3	180°/s			
	J4~J5	150°/s	180°/s	150°/s	180°/s
	J6	180°/s			
Repeatability	+/- 0.1 mm				
Degrees of freedom	6 rotating joints				
I/O ports		<b>Digital in</b>	<b>Digital out</b>	<b>Analog in</b>	<b>Analog out</b>
	<b>Control Box</b>	16	16	2	1
	<b>Tool</b>	4	4	1	0
I/O power supply	24V 2.0A for control box and 24V 1.5A for tool				
IP classification	IP54 (Robot Arm); IP32 (Control Box)				
Power consumption	Typical 220 watts				
Temperature	The robot can work in a temperature range of 0-50°C				
Power supply	100-240 VAC, 50-60 Hz or 22-60 VDC				
I/O Interface	3×COM, 1×HDMI, 3×LAN, 4×USB2.0, 2×USB3.0				
Communication	RS232, Ethernet, Modbus TCP/RTU (master & slave), Optional EtherNet/IP or PROFINET				
Programming Environment	TMflow, flowchart based				
Certification	CE, SEMI S2 (optional)				
Robot Vision					
Eye in Hand (Built in)	1.2M/5M pixels, color camera		N/A		
Eye to Hand (Optional)	Support Maximum 2 GigE cameras				

1. No-camera version available on request.

# Global Network

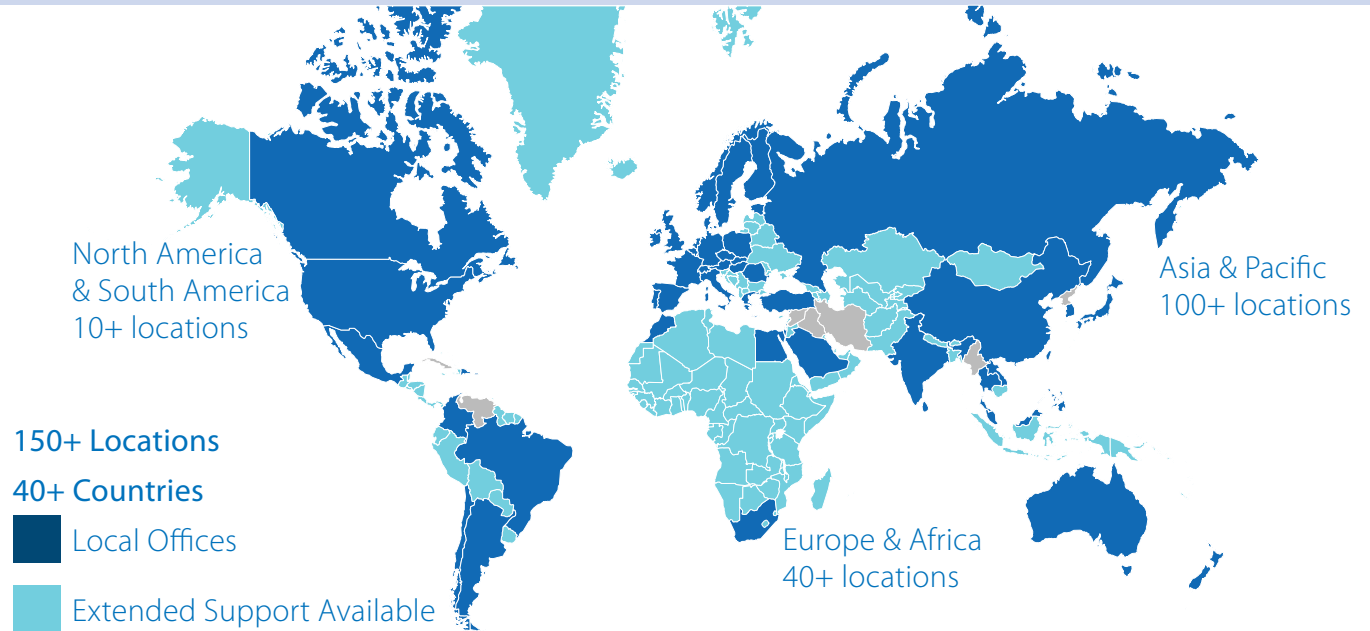
For decades, Omron's safety services have been the partner of choice of global brands and machine manufactures in automotive, food and beverage, consumer electronics and cosmetics industries. Our expertise in industrial, mobile, and collaborative robotics combined with 85+ years of experience in industrial automation gives us unparalleled expertise in safety.

## Risk Assessment Service

Omron's Risk Assessment Service helps customers mitigate potential safety hazards before deploying a robotics solution. Our functional safety engineers bring unrivaled expertise to work with customers onsite, to identify relevant standards and requirements for human-machine interaction.

### We offer:

- Support with process analysis, identification of application use cases, tasks, and potential collision points.
- Risk, compliance, and conformity assessment according to latest industry standards.
- Risk reduction strategies with a focus on shared human-robot workspace and end-effector design.



**OMRON AUTOMATION AMERICAS HEADQUARTERS** • Chicago, IL USA • 847.843.7900 • 800.556.6766 • [automation.omron.com](http://automation.omron.com)

**OMRON CANADA, INC. • HEAD OFFICE**  
Toronto, ON, Canada • 416.286.6465 • 866.986.6766 • [automation.omron.com](http://automation.omron.com)

**OMRON ELECTRONICS DE MEXICO • HEAD OFFICE**  
Ciudad de México • 52.55.5901.4300 • 01.800.386.6766 • [mela@omron.com](mailto:mela@omron.com)

**OMRON ELECTRONICS DE MEXICO • SALES OFFICE**  
San Pedro Garza García, N.L. • 81.12.53.7392 • 01.800.386.6766 • [mela@omron.com](mailto:mela@omron.com)

**OMRON ELECTRONICS DE MEXICO • SALES OFFICE**  
Eugenio Garza Sada, León, Gto • 01.800.386.6766 • [mela@omron.com](mailto:mela@omron.com)

**OMRON ELETRÔNICA DO BRASIL LTDA • HEAD OFFICE**  
São Paulo, SP, Brasil • 55 11 5171-8920 • [automation.omron.com](http://automation.omron.com)

**OMRON ARGENTINA • SALES OFFICE**  
Buenos Aires, Argentina • +54.11.4521.8630 • +54.11.4523.8483  
[mela@omron.com](mailto:mela@omron.com)

**OTHER OMRON LATIN AMERICA SALES**  
+54.11.4521.8630 • +54.11.4523.8483 • [mela@omron.com](mailto:mela@omron.com)