

CATALOG NO. 2021

THE ARSENAL
of **INDUSTRY**



INDUSTRIAL AIR TOOLS

SERVING ALL INDUSTRIES

PETROCHEMICAL • CONSTRUCTION • SHIP BUILDING • AUTOMOTIVE • ASSEMBLY • FOUNDRY • AIRCRAFT • RENTAL



MICHIGAN PNEUMATIC TOOL

WWW.MICHIGANPNEUMATIC.COM • 800-521-8104



MICHIGAN PNEUMATIC TOOL

**America's Largest, Most Dependable Air Tool Dealer,
Featuring Top Quality, Guaranteed Air Tools and Equipment
for Immediate Delivery at Competitive Prices**

The MPT Promise

Michigan Pneumatic Tool is committed to providing top quality products designed to withstand the most rigorous applications, as well as providing fully personalized service for every sale by our qualified staff. Every MPT distributor and end user has our promise of dependable tools and service at a competitive price. We insist upon quality and back up every product with our MPT warranty. That's a promise we strive to keep.

Full Line Inventory

MPT maintains millions of dollars of inventory, in a wide selection of tools and equipment, for a vast range of businesses and industries. Our product line includes a complete line of air tools and accessories for every job, from sanders, hammers, impacts and grinders to powerful tuggers. Our service-oriented company and well-stocked warehouse assure fast, dependable delivery to rental, construction, aircraft and foundry industries.

Parts Department

At MPT, we take pride in the size and efficiency of our parts department. Our goal is to keep a continuous stock of replacement parts for immediate delivery. From the smallest washer to any large housing, you can rely on our parts department for speedy, efficient service. We carry a comprehensive parts inventory for all air tools sold by MPT, as well as ensuring all parts are available for quick delivery. Rest assured that when replacement parts are needed, our qualified staff can select from one of the largest parts departments in the nation.

Unique Trade-In Offer

MPT offers a generous trade-in allowance on used air tools. This allowance will be applied toward the purchase of any new MPT tool. We will gladly assign a value upon receipt of your surplus or unneeded tools. We are sure you will be pleased with our favorable quotations. Send in your old tools and save dollars, increasing your bottom line.

Repair Department

Our repair department is staffed by experienced technicians who know air tools. They are trained to rebuild any make of air tool, the factory way. Every tool is completely torn down and examined for wear and tear. Worn parts are replaced to reduce maintenance costs and unnecessary tool replacement. We will furnish an estimate for a replacement tool when the cost to repair exceeds 50% of the price of the tool, or when requested. Every repair is completely guaranteed. Send your tools in today.

Pricing Policy

MPT promises dependability and fair pricing. We offer savings of up to 50% in comparison with other manufacturers selling quality industrial tools. How do we do it? We buy efficiently in large quantities and work on small markups and fast turnover. The customer benefits on the price. You buy with complete confidence because every tool is completely guaranteed.



Dear Customer,

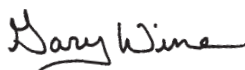
Michigan Pneumatic Tool is proud to share our most current and relevant product line in our more than 75-year history. In the following pages, you will find our wide selection of quality products at a reasonable and competitive price. We believe that inventory rules, so we stock more tools, parts and accessories than our competitors. We have more than one million feet of shelving filled with not only the products that you know and trust, but we are constantly innovating and leading the industry with new solutions for your air tool and accessory needs.

Michigan Pneumatic Tool has always been a solution-oriented company, stocking a tremendous variety of tools and accessories for immediate delivery. Most orders are shipped from stock the same day they are received. Our repair department provides you with expert service and replacement parts for most brands of air tools.

All of our products are covered by our unconditional money-back guarantee. We take special pride in our selection of tools and the service provided by Michigan Pneumatic Tool, where more than 75 years of experience accompanies everything we ship.

Our staff promises to provide you with fast and efficient service for all of your air tool requirements.

Yours truly,



President
Michigan Pneumatic Tool, Inc.

Michigan Pneumatic Tool Stretches Air Tool Buying Power

As a leader in the industry, Michigan Pneumatic Tool was the first to import quality air tools over fifty years ago. Today, combined expertise in this field and tremendous buying power assures you, the customer, of getting more for your money with MPT.

Significant savings are only part of the MPT objective. We save you time by offering the ability to compare the advantages of various tools at your convenience. Buy with complete confidence knowing every product is quality tested and completely guaranteed. MPT insists on quality, and every product is backed up with the MPT warranty.

LIMITED EXPRESS WARRANTY

MPT makes every effort to ensure that its products are of high quality and warrants all new products it sells to be free from defects in materials and workmanship for a period of three hundred sixty five (365) days from the date of original purchase. All rebuilt products carry a ninety (90) day warranty. This warranty shall not apply to defects due, directly or indirectly, to abuse, misuse, negligence, normal wear and tear or improper maintenance, nor shall it apply to any product which has been repaired or altered outside of our facilities. Should any product fail to provide satisfactory service, return the complete product requiring warranty service to MPT for examination, with transportation charges prepaid, together with an explanation of the complaint and proof of purchase. MPT guarantees to repair or replace any product found upon our inspection to be so defective. **MPT makes no other warranty expressed or implied and expressly disclaims any implied warranty of merchantability or fitness for a**

particular purpose. There are no warranties that extend beyond the description contained herein. MPT shall in no event be liable for death, injuries to persons or property, or for incidental, consequential, indirect or special damages of any nature arising from the sale or use of the products, excepting only the cost or expense of repair and replacement as described above. This warranty gives the customer specific legal rights. Other legal rights may vary from state to state.

DeliveryWe ship UPS, FedEx, USPS, Air and Freight to all parts of the world. Any shipments over 150 lbs. will be shipped via truck, freight collect.
TermsNet 30 days, FOB Romulus. 1-1/2% service charge per month (18% per annum) will be added on past due invoices. For immediate delivery, if credit has not yet been established, we will gladly ship C.O.D., freight collect, or accept MC/VISA (Some restrictions may apply). When sending a check with your order, add a minimum shipping and handling charge of \$8.50. We will bill you for any difference in freight charges.
Handling Fee\$4.25 per package (UPS), \$5.00 per pallet LTL
Minimum Billing\$50.00 Net. (\$100.00 if using Credit Card)
ReturnsThere is a 20% restocking charge on all returns. Before returning items, you must obtain a Return Authorization Number. This must be done within five (5) days of receipt of items. Ship returns, freight prepaid, in the original cartons. Upon receipt of the returned items, in unused and acceptable condition, we will issue a credit to your account.
Damages/ShortagesOn arrival, the consignments should be carefully and thoroughly inspected for any sign of damage or shortage.

Any damage or shortage should be noted on the freight bill before signing the receipt. If the item cannot be inspected properly, we recommend you sign the freight bill marked "Subject To Inspection". It is your responsibility to report immediately to the carrier any package or crate received in a damaged condition, and to request an inspection report. If you notice any damage after unpacking the shipment, notify the transport company immediately and request an inspection. Damage claims must be made with the carrier.

NOTE: All packaging material must be retained until the shipment is inspected by the carrier and your claim is settled.

Prices Prices of any product are subject to change or withdrawal without notice.









New Accounts To open a new account requires a good Dun & Bradstreet rating. New customers should submit a completed credit application. Please allow up to three weeks for processing.



When using a credit card, please have your card number, expiration date, V-code and cardholder's name ready.

Call Today to Order • 800-521-8104

TABLE OF CONTENTS



**America's Largest Manufacturer of Air Tools
and Replacement Parts**

**Serving All Industries: Aircraft, Assembly,
Automotive, Construction, Foundry
Petrochemical and Rentals**



PRICES SUBJECT TO CHANGE WITHOUT NOTICE. THIS CATALOG SUPERSEDES ALL PREVIOUS CATALOGS.
All pictures shown are for illustration purposes only. Actual product may vary due to color and product enhancement.

Copyright ©2021 Michigan Pneumatic® Tool, Inc.

No material in this catalog may be reprinted in any form without written permission from Michigan Pneumatic Tool, Inc.



VDEX

Vacuum Dust  Extraction

Call Today to Order • 800-521-8104

Section 1 - VDEX

Don't Get Caught Without the Right Tool Attachments

VDEX™ is our **V**acuum **D**ust **E**xtraction system = **VDEX™**

Protect your workers from Respirable Silica Dust and other harmful dusts on your next construction job. VDEX from Michigan Pneumatic Tool is the most comprehensive collection of effective, universal adapters for popular construction tools.

- OSHA TABLE 1 COMPLIANT
- Unique system with a pneumatic powered vacuum and water bath filtration system.
- Universal adapter system that fits virtually every common brand of pavement breaker, rivet buster, chipping hammer and more.
- Beat the dust – avoid the fines!

VDEX Attachments - US Patent No. 10,780,541





RB-VDEX

One Size Fits All Rivet Busters

Rivet buster VDEX attachments are designed to fit every rivet buster in the rental and industrial market today.

Tool Not Included



NOTE: For job sites requiring water dust suppression use the **VDEX WATER PLUG**.



CH-VDEX

Solid Retainer Series: Oval and Round Collar for Four-Bolt or Gooseneck Chipping Hammers

CH-VDEX attachments are brand specific. The CH-VDEX attaches to the chipping hammer using the solid metal retainer as the anchoring mechanism. The retainers have specific tapers or straight shank diameter mounts.

Tool Not Included

CH-VDEX Components



CH-VDEX Kit Consists of:

Part No.	Description
1. 2198-VDEX	Bellow O.A.L. 8"
2. 2199-VDEX	Snorkel
3. OR-6X38	O-Ring
4. 2105-VDEX	Coupler
5. 1194-2	Retainer Spring
6. See Chart	Chipping Hammer Retainer
7. HS16	1-1/4" Hose Clamp
8. HS24	1-1/2" Hose Clamp

* W-Series and Mini Retainers are not the same price as standard kits



Round Collar Retainer Kits


Retainer Only Part No.	Tool Specific Kits
1190R-CPT-VDEX	CH-VDEX-CPT-RC (fits MPT, CP, SUL)
1190R-IR-VDEX	CH-VDEX-IR-RC
1190R-1.942-VDEX	CH-VDEX-APT-RC
HHW1-300-VDEX	CH-VDEX-W-SERIES

Oval Collar Retainer Kits

Retainer Only Part No.	Tool Specific Kits
1190-CPT-VDEX	CH-VDEX-CPT (fits MPT, CP, SUL)
1190-IR-VDEX	CH-VDEX-IR (fits IR)
1190-APT-VDEX	CH-VDEX-APT (fits APT)
1190-MINI-VDEX	*CH-VDEX-MINI
HHW1-300-VDEX	*CH-VDEX-W-SERIES

NOTE: For job sites requiring water dust suppression use the **VDEX WATER PLUG**.

Call Today to Order • 800-521-8104




CH-VDEX-1291

Quick Change Retainer Series: Round Collar for Four-Bolt or Gooseneck Chipping Hammers

One size fits most common industry standard 1291 series quick change retainers. The unique design of the VDEX clamshell allows the **CH-VDEX-1291** series to be installed over the sleeve of the quick change retainer, regardless of the tool manufacturer (brand) or handle configuration.

Tool Not Included

CH-VDEX-1291 Components



CH-VDEX-1291 Kit Consists of:

Part No.	Description
1. 2198-VDEX	Bellow O.A.L. 8"
2. 2199-VDEX	Snorkel
3. OR-6X38	O-Ring
4. 2105-VDEX	Coupler
5. 1194-2	Retainer Spring
6. VV-0199-1291QC	Clamshell Adapter
7. OR-6230-6	O-Rings
8. HS16	1-1/4" Hose Clamp
9. HS24	1-1/2" Hose Clamp



Clamshell Adapter & O-Rings

One Size Fits All Q.C. Retainers

VV-0199-1291QC



Quick Change Retainer Kits

Retainer with Clamshell & O-Rings

1291-SUL2-VDEX (MPT, CP, SUL)

1291-IRC2-VDEX (IR)

1291-1.942-VDEX (APT)

NOTE: For job sites requiring water dust suppression use the **VDEX WATER PLUG**.



SC-VDEX-1BL

Chisel Scaler Steel Body Industrial Grade Attachment

SC-VDEX-1BL is designed to slip over the nose of the 1BL chisel scaler and attach like a normal needle tube, using the chisel latch as the lock support.

Tool Not Included

NOTE: Must use longer chisels when using the SC-VDEX-1BL.

NOTE: Chisels should be installed prior to installing the SC-VDEX-1BL.

NOTE: SC-VDEX-1BL may not fit all brands or manufacturers of scalers.

NOTE: VDEX WATER PLUG not suitable for this model.



RH-VDEX

Roto Hammer Retainer Kits Clamshell Design Fits Over Tool

RH-VDEX attachments are designed to fit a variety of tool brands.

The RH-VDEX attaches to the roto hammer using the VDEX clamshell design. Simply install the clamshell over the nose of the roto hammer and install o-rings. Then attach the poly coupler with retainer springs to the snorkel and bellow assembly.

Tool Not Included

RH-VDEX Components

RH-VDEX Kit Consists of:

Part No.	Description
1. 2198-VDEX	Bellow O.A.L. 8"
2. 2199-VDEX	Snorkel
3. OR-6X38	O-Ring
4. 2105-VDEX	Coupler
5. 1194-2	Retainer Spring
6. See Chart	Roto Hammer Clamshell
7. OR-6230-2	O-Rings (3)
8. HS16	1-1/4" Hose Clamp
9. HS24	1-1/2" Hose Clamp



RH-VDEX

Clamshell Adapters Only	Roto Hammer Kits
VV-0199-9B	RH-VDEX-9B (MP-9B, CP-9B)
VV-0199-MRD9	RH-VDEX-MRD9 (SUL-MRD9)
VV-0199-THD1100	RH-VDEX-THD1100 (TOKU THD-1100N)

NOTE: For job sites requiring water dust suppression use the **VDEX WATER PLUG**.



SC-VDEX-1BLNS

Needle Scaler Aluminum Body Industrial Grade Attachment

SC-VDEX-1BLNS is designed to fit over the needle tube on the 1BL style needle scaler. The aluminum snorkel slides over the nose of the needle scaler and an o-ring on the inside of the snorkel keeps the attachment from sliding off the needle tube.

Tool Not Included

NOTE: SC-VDEX-1BLNS may not fit all brands or manufacturers of needle scalers.

NOTE: VDEX WATER PLUG not suitable for this model.



S1-VDEX

Industrial Grade Attachment

The **S1-VDEX** is designed to easily attach to S1 single piston scabblers using the factory live handle assembly. The bristled skirt surrounds the piston to contain dust and debris, allowing the vacuum to draw the dust away from the work area.

Tool Not Included

NOTE: For job sites requiring water dust suppression use the **VDEX WATER PLUG**.




T3-VDEX

Industrial Grade Attachment

T3-VDEX is designed to easily attach to T3 triple piston scabblers using the factory live handle assembly. The live handle can be installed in either side of the T3 scabbler (shown in perpendicular configuration.) The live handle and dead handle retain the aluminum skirt and steel frame on to the body of the T3 scabbler. The bristled skirt surrounds the piston to contain dust and debris, allowing the vacuum to draw the dust away from the work area.

Tool Not Included

NOTE: For job sites requiring water dust suppression use the **VDEX WATER PLUG**.



S2-VDEX

Industrial Grade Attachment

The **S2-VDEX** is designed to easily attach to S2 single piston scabblers using the factory live handle and pipe assembly. The bristled skirt surrounds the piston to contain dust and debris, allowing the vacuum to draw the dust away from the work area.

Tool Not Included

NOTE: For job sites requiring water dust suppression use the **VDEX WATER PLUG**.



903-VDEX

Industrial Grade Attachment

903-VDEX is designed to easily attach to 903 triple piston scabblers using the factory live handle and pipe assemblies. The bristled skirt surrounds the piston to contain dust and debris, allowing the vacuum to draw the dust away from the work area.

Tool Not Included

NOTE: For job sites requiring water dust suppression use the **VDEX WATER PLUG**.



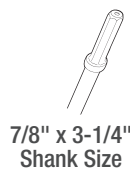
PB-RD-VDEX

Pavement Breaker Attachment

- PB-RD-VDEX fits all pneumatic, electric and hand held hydraulic pavement breakers, regardless of weight class and shank size.
- Our patented friction mag design attaches to the chisel rather than the tool.

Tool Not Included

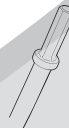
NOTE: For job sites requiring water dust suppression use the **VDEX WATER PLUG**.



7/8" x 3-1/4"
Shank Size



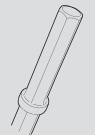
7/8" x 4-1/4"
Shank Size



1" x 4-1/4"
Shank Size



1-1/8" x 6"
Shank Size



1-1/4" x 6"
Shank Size



VDEX-NZL-4IN

PB-RD-VDEX

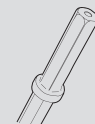
Rock Drill Attachment

- PB-RD-VDEX fits all pneumatic, electric and hand held hydraulic rock drills.
- Our patented friction mag design attaches to the drill steel rather than the tool.
- The friction mag device rotates when used with rock drills.
- The friction mag device allows the **PB-RD-VDEX** to be easily installed over the shank and collar end of all rock drill steel.
- When using rock drill bits over 1-7/8" diameter it is recommended that you use the VDEX-NZL-4IN bristle foot.

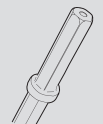
Tool Not Included



7/8" x 3-1/4"
Shank Size



7/8" x 4-1/4"
Shank Size



1" x 4-1/4"
Shank Size

NOTE: For job sites requiring water dust suppression use the **VDEX WATER PLUG**.

Call Today to Order • 800-521-8104

JAC-3P Vacuum Dust Extraction Vacuum System for All VDEX Attachments

The VDEX system was designed for OSHA Table 1 compliance, when used according to manufacturer instructions. The **JAC-3P** utilizes a water-based filtration system making it compact, affordable and user-friendly.




JAC-3P
Venturi Vacuum
Complete with Pail & 1-1/4" x 10 ft
Anti-Static Vacuum Hose



VDEX-WHIP
3-Way Whip Hose

Coupler End



Tool Not Included



2199-VDEX-WP-ASM

2199-VDEX-WP-ASM Water Plug for Use with VDEX Attachments

The VDEX water plug attachment was designed for applications that require water to suppress dust. It can easily be used with your existing **2199-VDEX** snorkel or **PB-RD-VDEX** pavement breaker/rock drill attachment.



2199-VDEX shown with
Water Plug Attachment.
For use with chipping
hammers, roto
hammers, and rivet
busters.



PB-RD-VDEX shown
with Water Plug
Attachment.
For use with
pavement breakers
and rock drills.

Note: Water plug kits cannot to be used with vacuums.

NOTE: VDEX WATER PLUG, not for use with electric tools or electric tool applications.



Clay Diggers, Pavement Breakers & Rock Drills

Call Today to Order • 800-521-8104



MP-955T-LAT95-78

MP-30-1T



273H-22
Hitch Cutter Retainer

20 lb & 30 lb Class Clay Diggers

Versatile, powerful series of tools designed for digging clay, cutting hardpan or loosening compacted or frozen ground. Ideal for trench digging and demolition work, excavating, cutting brick or asphalt and breaking light concrete. Latch-type retainer models allow operator to change chisels easily. Available in a variety of shanks and sizes. Please specify.



MP-733-34



MP-733-LAT95-78



MP-955-34

Model	Shank Size	Retainer Type	Piston Stroke	Piston Diameter	Blows Per Minute	Length	Weight	Air Inlet Thread	Rec'd Hose Size	Avg. Air Consumption
MP-733-34	3/4" Square x 2-3/4"	Sleeve	2-1/2"	1-11/16"	2350	19-1/4"	22 lbs	3/8"	1/2"	39 cfm
MP-733-78	7/8" Hex x 3-1/4"	Sleeve	2-1/2"	1-11/16"	2350	19-1/4"	22 lbs	3/8"	1/2"	39 cfm
MP-733-LAT95-78	7/8" Hex x 3-1/4"	Latch	2-1/2"	1-11/16"	2350	18-7/8"	26 lbs	3/8"	1/2"	39 cfm
MP-955-34	3/4" Square x 2-3/4"	Sleeve	4-3/8"	1-11/16"	1850	21-3/4"	28.5 lbs	3/8"	1/2"	47 cfm
MP-955-78	7/8" Hex x 3-1/4"	Sleeve	4-3/8"	1-11/16"	1850	21-3/4"	28.5 lbs	3/8"	1/2"	47 cfm
MP-955-LAT95-78	7/8" Hex x 3-1/4"	Latch	4-3/8"	1-11/16"	1850	21-3/4"	35.25 lbs	3/8"	1/2"	47 cfm
MP-955T-LAT95-78	7/8" Hex x 3-1/4"	Latch	4-3/8"	1-11/16"	1850	30-3/4"	39.2 lbs	3/8"	1/2"	47 cfm
MP-30-1T	1" Hex x 4-1/4"	Latch	3-3/8"	1-3/4"	1550	31-1/2"	36.75 lbs	3/8"	1/2"	39 cfm



MP-TCA-7 Pick Hammer

Suitable for working with relatively hard concrete in renovation and pile-capping for bridge deck applications. Lightweight and easy to handle with automatic push-start mechanism for smooth operation.

Stroke	Bore	Blows Per Minute	Length	Weight	Air Inlet Thread	Rec'd Hose Size	Avg. Air Consumption
4.72"	1.38"	1250	18"	16 lbs	3/4"	1/2"	35.3 cfm

Replacement Parts

TCA7-MP Moil Point

TCA7-FC Flat Chisel



60222
Mufflers on
page 2-10

MP-2255 20 lb Class Clay Digger

Very popular multi-purpose clay digger and pick, with good power-to-weight ratio and latch retainer for quick and easy change of steel.

Shank Size	Retainer Type	Piston Stroke	Piston Diameter	Blows Per Minute	Length	Weight	Air Inlet Thread	Rec'd Hose Size	Avg. Air Consumption
7/8" Hex x 3-1/4"	Latch	3-7/16"	1-9/16"	1700	21-5/8"	22 lbs	1/2"	1/2"	41 cfm



6016
Mufflers on
page 2-10

MP-TC16-78 20 lb Class Clay Digger

Features a latch retainer and built in oiler. Heavy-duty forged tool for all construction and demolition applications, including digging clay, gravel, hardpan, and frozen ground. Ideal for excavating in tunnels and other restricted quarters. Exceptional power for light demolition.

Shank Size	Retainer Type	Piston Stroke	Piston Diameter	Blows Per Minute	Length	Weight	Air Inlet Thread	Rec'd Hose Size	Avg. Air Consumption
7/8" Hex x 3-1/4"	Latch	2-3/8"	1-11/16"	2000	20"	22 lbs	1/2"	1/2"	38-42 cfm



MP-TC18-78



6030
Mufflers on
page 2-10

30 lb Class Clay Diggers


Heavy-duty tools for all construction applications, including digging clay, gravel, hardpan and frozen ground. Ideal for excavating in tunnels and other restricted quarters. Exceptional power for light demolition, wall breaking and stake driving.

Model	Shank Size	Retainer Type	Piston Stroke	Piston Diameter	Blows Per Minute	Length	Weight	Air Inlet Thread	Rec'd Hose Size	Avg. Air Consumption
MP-TC18-78	7/8" Hex x 3-1/4"	Latch	3-3/8"	1-3/4"	1550	22"	30 lbs	3/4"	1/2"	39 cfm
MP-TC18-1	1" Hex x 4-1/4"	Latch	3-3/8"	1-3/4"	1550	22"	30 lbs	3/4"	1/2"	39 cfm



Pavement Breakers

This family of four breakers is the industry standard for all concrete breaking and asphalt cutting applications. The lightweight 30 and 40 lb tools are ideal for bridge deck, parking deck or concrete balconies where there is a concern of creating additional stress fractures to the adjacent surfaces. The heavy-duty 60 and 90 lb tools feature the use of a tappet and tappet seat. This extra element seals the cylinder chamber and acts as a buffer which helps prevent foreign material from entering the tool body while delivering the blow from the piston.



Model	Shank Size	Piston Stroke	Piston Diameter	Blows Per Minute	Length	Weight	Air Inlet Thread	Rec'd Hose Size	Avg. Air Consumption
MP-30-78	7/8" Hex x 3-1/4"	3-3/8"	1-3/4"	1550	22-1/2"	33 lbs	3/8"	1/2"	39 cfm
MP-30-1	1" Hex x 4-1/4"	3-3/8"	1-3/4"	1550	22-1/2"	33 lbs	3/8"	1/2"	39 cfm
MP-TPB40-C	1" Hex x 4-1/4"	5-3/4"	1-3/4"	900	26"	41.5 lbs	3/4"	1/2"	45-50 cfm
MP-TPB60-118	1-1/8" Hex x 6"	5"	2-1/4"	1400	25-3/8"	66 lbs	3/4"	3/4"	58 cfm
MP-TPB60-114	1-1/4" Hex x 6"	5"	2-1/4"	1400	25-3/8"	66 lbs	3/4"	3/4"	58 cfm
MP-TPB90-118	1-1/8" Hex x 6"	6-1/2"	2-5/8"	1200	28-3/4"	91 lbs	3/4"	3/4"	75 cfm
MP-TPB90-114	1-1/4" Hex x 6"	6-1/2"	2-5/8"	1200	28-3/4"	91 lbs	3/4"	3/4"	75 cfm



F814928
Mufflers on
page 2-10

MP-17A

35 lb Pavement Breaker

Hard-hitting, heavyweight breaker features smooth operation for general use breaking asphalt, concrete and brick. Features extra-sturdy four bolt head-to-cylinder construction, full control throttle, efficient valve chest for low-maintenance operation, drop-forged cylinder, chisel retainer latch and rubber handgrips.

Shank Size	Piston Stroke	Piston Diameter	Blows Per Minute	Length	Weight	Air Inlet Thread	Rec'd Hose Size	Avg. Air Consumption
1" Hex x 4-1/4"	4-1/4"	1-7/8"	1500	21"	47.6 lbs	1/2"	3/4"	53 cfm



MP-PB59A

40 lb Pavement Breaker

Ideal for bridge deck work, and proudly made in the USA. The durability of this tool makes it an excellent choice for remote field and rental applications. Features a tappet and tappet seat. This extra element seals the cylinder chamber and acts as a buffer to help prevent foreign material from entering the tool body while delivering the blow from the piston.

Shank Size	Piston Stroke	Piston Diameter	Blows Per Minute	Length	Weight	Air Inlet Thread	Rec'd Hose Size	Avg. Air Consumption
1" Hex x 4-1/4"	3-1/2"	1-7/8"	1500	21-1/4"	38 lbs	3/4"	3/4"	50 cfm



MP-B67C-114



B67 & B87 Series

60 lb & 80 lb Pavement Breakers

Hard hitting tool for medium and heavy-duty demolition work. Ideal for plant maintenance, breaking concrete floors, frozen ground, or masonry walls. Heavy-duty design is ideal for ripping out reinforced concrete and tearing out streets. Features durable, rugged piston for extremely versatile demolition purposes.

Model	Shank Size	Piston Stroke	Piston Diameter	Blows Per Minute	Length	Weight	Air Inlet Thread	Rec'd Hose Size	Avg. Air Consumption
MP-B67C-118	1-1/8" Hex x 6"	5-3/4"	2"	1400	23-1/4"	67 lbs	3/4"	3/4"	65-91 cfm
MP-B67C-114	1-1/4" Hex x 6"	5-3/4"	2"	1400	23-1/4"	67 lbs	3/4"	3/4"	65-91 cfm
MP-B87C-118	1-1/8" Hex x 6"	6-1/4"	2-1/2"	1200	26-1/2"	83 lbs	3/4"	3/4"	80 cfm
MP-B87C-114	1-1/4" Hex x 6"	6-1/4"	2-1/2"	1200	26-1/2"	83 lbs	3/4"	3/4"	80 cfm



MP-TPB60-SD



6467
Mufflers on
page 2-10



MP-TPB90-SD



6052
Mufflers on
page 2-10

60 lb & 90 lb Spike Drivers

The railroad spike drivers are specifically designed for use on railroad spikes. These powerful tools offer the same performance of our pavement breakers but come equipped with a spike driving dolly and a special railroad spike front head, designed to keep the striking power centered on the railroad spike. Perfect for rail maintenance applications.

Model	Piston Stroke	Piston Diameter	Blows Per Minute	Length	Weight	Air Inlet Thread	Rec'd Hose Size	Avg. Air Consumption
MP-TPB60-SD	5"	2-1/4"	1400	25-3/8"	66 lbs	3/4"	3/4"	58 cfm
MP-TPB90-SD	6-1/2"	2-5/8"	1200	28-3/4"	91 lbs	3/4"	3/4"	75 cfm



MP-50400




MP-50400-RE
Rear Exhaust

Crust Breakers

These super-duty crust breakers are 100% made in the USA. Precision-machined, heat-treated and ground components ensure power and durability when needed. Tight tolerances on piston, tappet and valve components provide the quality that aluminum smelters expect. Chisel not included.

Model	Bore	Piston Stroke	Shank Diameter	Length	Weight	Air Inlet Thread	Rec'd Hose Size	Avg. Air Consumption
MP-50400	3-3/4"	5"	2-3/8"	27-1/2"	169 lbs	1"	1"	155 cfm
MP-50400-RE	3-3/4"	5"	2-3/8"	27-1/2"	173 lbs	1"	1"	155 cfm





60RD30
Mufflers on
page 2-10

MP-RD30-78314



RD62-58
Mufflers on
page 2-10

MP-RD62-78314



MP-232A-78314



60RD60
Mufflers on
page 2-10


MP-ERD60

Rock Drills

Powerful, heavy-duty rock drills are recommended for heavy industrial maintenance work. The relatively lightweight, fast drilling speed, stamina and easy holding of these drills has made them the standard of comparison the world over. Ideal for continuous service in quarries and mines and highly effective for general excavation work. Equipped with a latch type retainer.

MP-RD62 - Great for horizontal drilling, this versatile tool can be used for both wet or dry drilling jobs, in concrete or soft to medium rock. Features easy access 3-speed throttle, reversible pawls, integral muffler with directional exhaust.

Model	Shank Size	Piston Stroke	Piston Diameter	Blows Per Minute	Length	Weight	Air Inlet Thread	Rec'd Air Hose	Avg. Air Consumption
MP-RD30-78314	7/8" Hex x 3-1/4"	1-3/4"	2-1/8"	2450	18-1/2"	31 lbs	3/4"	3/4"	56 cfm
MP-RD30-78414	7/8" Hex x 4-1/4"	1-3/4"	2-1/8"	2450	19-1/2"	31 lbs	3/4"	3/4"	56 cfm
MP-RD62-78314	7/8" Hex x 3-1/4"	1-7/16"	2-7/16"	2700	19-1/2"	29 lbs	3/4"	3/4"	70 cfm
MP-RD62-78414	7/8" Hex x 4-1/4"	1-7/16"	2-7/16"	2700	20-1/2"	30 lbs	3/4"	3/4"	70 cfm
MP-232A-78314	7/8" Hex x 3-1/4"	2"	2-5/8"	2100	23"	58 lbs	3/4"	3/4"	102 cfm
MP-232A-1414	1" Hex x 4-1/4"	2"	2-5/8"	2100	23"	58 lbs	3/4"	3/4"	102 cfm
MP-ERD60-783	7/8" Hex x 3-1/4"	3"	2-5/8"	2100	22-3/8"	60 lbs	3/4"	3/4"	92 cfm
MP-ERD60-78414	7/8" Hex x 4-1/4"	3"	2-5/8"	2100	22-3/8"	60 lbs	3/4"	3/4"	92 cfm
MP-ERD60	1" Hex x 4-1/4"	3"	2-5/8"	2100	22-3/8"	60 lbs	3/4"	3/4"	92 cfm





60RD60
Mufflers on
page 2-10

MP-S55-78414

S55 Series 60 lb Rock Drills

Powerful, heavy-duty rock drill. Recommended for heavy industrial maintenance work. Its lightweight design combined with its drilling speed and manageability makes it ideal for continuous service in quarries and mines and highly effective for general excavation work. Equipped with a latch type retainer.



Model	Shank Size	Piston Stroke	Piston Diameter	Blows Per Minute	Length	Weight	Air Inlet Thread	Rec'd Hose Size	Avg. Air Consumption
MP-S55-78414	7/8" Hex x 4-1/4"	2-9/16"	2-5/8"	1800	22-3/8"	60 lbs	3/4"	3/4"	90 cfm
MP-S55-1414	1" Hex x 4-1/4"	2-9/16"	2-5/8"	1800	22-3/8"	60 lbs	3/4"	3/4"	90 cfm




MP-RH658-5L-78414

658 Series 60 lb Rock Drills

The high power-to-weight ratio makes this tool an excellent choice for any job you have. Features rifle bar rotation with high impact energy for drilling in hard rock. High penetration rate and blower type air valve provides rapid cleaning of the hole for increased operational efficiency. Sturdy latch type retainer keeps your drill steel locked on track. A great choice for blast hole drilling, maintenance work and mud jacking. Easy drill depths up to 20 feet.



Model	Shank Size	Piston Stroke	Piston Diameter	Blows Per Minute	Length	Weight	Air Inlet Thread	Rec'd Hose Size	Avg. Air Consumption
MP-RH658-5L-78414	7/8" Hex x 4-1/4"	2-3/4"	2-9/16"	2040	22-1/4"	53 lbs	3/4"	3/4"	120 cfm
MP-RH658-5L-1414	1" Hex x 4-1/4"	2-3/4"	2-9/16"	2040	22-1/4"	53 lbs	3/4"	3/4"	120 cfm



60155
Mufflers on
page 2-10

MP-155-78314 60 lb Rock Drill

Powerful, heavy-duty rock drill recommended for heavy industrial maintenance work. The relative lightweight, fast drilling speed, stamina and easy holding of these drills has made them the standard of comparison the world over. Ideal for continuous service in quarries and mines and highly effective for general excavation work. Equipped with a latch type retainer.



Shank Size	Piston Stroke	Piston Diameter	Blows Per Minute	Length	Weight	Air Inlet Thread	Rec'd Hose Size	Avg. Air Consumption
7/8" Hex x 3-1/4"	3"	2-5/8"	2100	22-3/8"	61 lbs	3/4"	3/4"	110-120 cfm



MP-RD16LT-78414



RD16-32DH
Optional Dead Handle



RD16 Series

20 lb Hand Held Rock Drills

Lightweight, powerful handheld drill ideal for horizontal rock and concrete drilling and a wide variety of construction applications.

Model	Retainer Type	Shank Size	Piston Stroke	Bore	Blows Per Minute	Length	Weight	Air Inlet Thread	Rec'd Hose Size	Avg. Air Consumption
MP-RD16LT-78314	Latch	7/8" Hex x 3-1/4"	1-5/8"	1-3/4"	2580	22"	20 lbs	1/2"	1/2"	51 cfm
MP-RD16LT-78414	Latch	7/8" Hex x 4-1/4"	1-5/8"	1-3/4"	2580	22"	20 lbs	1/2"	1/2"	51 cfm



R137586
Converts MP-9B to accept SDS-Plus bits.



6009A
Mufflers on page 2-10

MP-9B

9 lb Roto Hammer

Self-rotating hammer drill offers versatile service as a masonry drill or demolition tool. Ideal for drilling hard materials such as bricks and concrete. With non-rotating chisels, the tool can be used for chipping and caulking jobs. Quick change chisel retainer allows for fast conversion. Round bushing and clockwise rotation are standard. Uses 3/4" round shank bits.



Replacement Part

Z8375412 Retainer Sleeve Complete

Includes:

- F815566 Retainer
- F826683 Retainer Plate
- F826893 Retainer Snap Ring
- F815343 Dust Excluder

Piston Stroke	Piston Diameter	Blows Per Minute	Length	Weight	Air Inlet Thread	Rec'd Hose Size	Avg. Air Consumption
1-3/8"	1"	3400	14-3/4"	8.65 lbs	3/8"	1/2"	20-23 cfm



Call Today to Order • 800-521-8104

2-9

Pavement Breaker & Rock Drill Mufflers

These rubber molded mufflers reduce the output noise of the pavement breakers and rock drills. Ideal for use in major metropolitan areas where decibel controls are enforced.



6016



6030



410231D8G



6467



6052



60RD30



60155



60222



RD62-58



60RD60



6009A



SA7404-PM



83-AM



F814004



3303005007



R122152



F814928

For Models	Description	Muffler Part No.
MP-TCD16-78	Clay Digger	6016
MP-30 / MP-TCD18	Pavement Breaker/ Rock Drill	6030
MP-TPB40	Pavement Breaker	410231D8G
MP-TPB60-118 / MP-TPB60-114	Pavement Breaker	6467
MP-TPB90-118 / MP-TPB90-114	Pavement Breaker	6052
MP-RD30 / TJ15	Rock Drill	60RD30
MP-155 / THOR75	Rock Drill	60155
MP-2255 / CP-222	Rock Drill	60222
MP-RD62	Rock Drill	RD62-58
ERD60 / MP-S55	Rock Drill	60RD60
MP-9B / CP-9A	Roto Hammer	6009A
MP-1100, 2200, 3300, 4400	Chipping Hammer	SA7404-PM
CP-117	Pavement Breaker	83-AM
CP-1210	Pavement Breaker	F814928
CP-1210B	Pavement Breaker	3303005007
CP-1230	Pavement Breaker	R122152
CP-1240	Pavement Breaker	F814004

Construction Tool Stand Display MPT New Jersey Tool Stand

Barrier with logo, a popular marketing tool for retail and rental operations. Ask your sales rep for more information.





Pavement Breaker and Rock Drill Retainer Latch Kits

Ideal for rental companies. Take the guessing work out of the equation. Keep retainer latch kits on hand to ensure all of the necessary parts are replaced when maintaining pavement breakers, rock drills, clay diggers and trenches.



LKIT-TPB60-90

MPT Latch Kits

Kit No.	Model No.
LKIT-955LAT	MP-733-LAT95-78 MP-955-LAT95-78 MP-955T-LAT95-78
LKIT-MP2255	MP-2255
LKIT-TC16	MP-TC16-78
LKIT-TC18	MP-30-78, MP-30-1 MP-30-1T MP-TC18-78 MP-TC18-1
LKIT-TPB40	MP-TPB40-C
LKIT-TPB60-90	MP-TPB60-118 MP-TPB60-114 MP-TPB90-118 MP-TPB90-114
LKIT-17A	MP-17A
LKIT-PB59A	MP-PB59A
LKIT-B87-118	MP-B67C-118 MP-B87C-118
LKIT-B87-114	MP-B67C-114 MP-B87C-114
LKIT-RD30	MP-RD30-78314 MP-RD30-78414
LKIT-RD62	MP-RD62-78314 MP-RD62-78414
LKIT-ERD60-314	MP-ERD60-783
LKIT-ERD60-414	MP-ERD60-78414 MP-ERD60 MP-S55-78414 MP-S55-1414
LKIT-RH658	MP-RH658-5L-78414 MP-RH658-5L-1414
LKIT-MP155	MP-155-78314
LKIT-RD16LT	MP-RD16LT-78314 MP-RD16LT-78414

NPK Latch Kit

Kit No.	Model No.
LKIT-NPKCB152	CB-152, CB-153



LKIT-CP1230

CP Latch Kits

Kit No.	Model No.
LKIT-CP32-69-78	CP-32-78 CP-69-78
LKIT-CP32-69-1	CP-32-1 CP-69-1
LKIT-CP111	CP-0111
LKIT-CP1210	CP-1210
LKIT-CP1230	CP-1230, CP-1260
LKIT-CP1240	CP-1240, CP-1290
LKIT-CP112	CP-0112-78314 CP-0112-1414
LKIT-CP222	CP-0222-CHIT



LKIT-IR93LA1

IR Latch Kits

Kit No.	Model No.
LKIT-IR93LA1	IR-93A, IR-95A
LKIT-IRPB8	IR-PB8, IR-PB8A
LKIT-PB35A	IR-PB35A
LKIT-PB50A	IR-PB50A
LKIT-MX60-90	IR-MX60 IR-MX90



LKIT-APT117

American Pneumatic Latch Kits

Kit No.	Model No.
LKIT-APT117	APT-117, APT-118, APT-119, APT-125
LKIT-APT140	APT-140
LKIT-APT160-190	APT-160, APT-190 (poly)
LKIT-APT190-ST	APT-160, APT-190 (steel)
LKIT-APT115	APT-115



LKIT-GDB87C-118

Gardner Denver Latch Kits

Kit No.	Model No.
LKIT-GDB37	GD-B37
LKIT-GDB87C-118	GD-B67C-118 GD-B87C-118
LKIT-GDB87C-114	GD-B67C-114 GD-B87C-114



LKIT-SULMPB35A

Sullair Latch Kits

Kit No.	Model No.
LKIT-SULMPB35A	MPB-30A, MPB-35A, MPB-35B, MPB-35C, MDT-22, MCD-30A, MX-22
LKIT-SUL-60/90	MPB-60A, MPB-90A

Pavement Breaker Side Rod Kits

MPT offers the widest variety of pavement breaker side rod kits. We supply side rod kits for all name brand air tool manufacturers. Side rod kits should be replaced in pairs in order to keep equal pressure on both side of the fronthead.

MPT Side Rod Kits

Kit No.	Model No.
SRKIT-TPB60-90	MP-TPB60-118
	MP-TPB60-114
	MP-TPB60-SD
	MP-TPB90-118
	MP-TPB90-114
SRKIT-17A	MP-17A
SRKIT-PB59A	MP-PB59A
SRKIT-B67B	MP-B67C-118
	MP-B67C-114
SRKIT-B87B	MP-B87C-118
	MP-B87C-114



SRKIT-TPB60-90

APT Side Rod Kits

Kit No.	Model No.
SRKIT-APT140	APT-140
SRKIT-APT160	APT-160
SRKIT-APT180	APT-180
SRKIT-APT190	APT-190
SRKIT-APT109	APT-109
SRKIT-APT115	APT-115
SRKIT-APT137	APT-137
SRKIT-APT155	APT-155



SRKIT-APT180

CP Side Rod Kits

Kit No.	Model No.
SRKIT-CP117 (1 set)	CP-117
3303005058 (2 sets)	CP-117
SRKIT-CP1210 (1 set)	CP-1210
3303005044 (2 sets)	CP-1210
SRKIT-CP1230 (1 set)	CP-1230
3303005056 (2 sets)	CP-1230
SRKIT-CP1240 (1 set)	CP-1240
3303005057 (2 sets)	CP-1240
SRKIT-CP1260 (1 set)	CP-1260
3303005385 (2 sets)	CP-1260
SRKIT-CP1290 (1 set)	CP-1290
3303005374 (2 sets)	CP-1290



SRKIT-CP1230

IR Side Rod Kits

Kit No.	Model No.
SRKIT-IRPB6	IR-PB6
SRKIT-IRPB8	IR-PB8



SRKIT-IRPB8

Gardner Denver Side Rod Kits

Kit No.	Model No.
SRKIT-GDB37	GD-B37
SRKIT-GDB67B	GD-B67C-118
	GD-B67C-114
SRKIT-GDB87B	GD-B87C-118
	GD-B87C-114



SRKIT-GDB867B





Pavement Breaker Chisels and Parts

MPT stocks the highest grade of pavement breaker steel on the market today. Made from alloy steel for the toughest of hammering applications.



Narrow Chisel & Moil Point - Standard

Shank Size	Length Under Collar	Chisel No.	Point No.
7/8" Hex x 3-1/4"	14"	923NC	1011
	18"	924	1012
	24"	924-2	1012-2
	36"	924-3	1012-3
1" Hex x 4-1/4"	14"	925	1013
	18"	926	1014
	24"	926-2	1014-2
	36"	926-3	1014-3
1-1/8" Hex x 6"	14"	1030	1019
	18"	1031	1020
	24"	1031-2	1020-2
	36"	1031-3	1020-3
1-1/4" Hex x 6"	14"	1034	1023
	18"	1035	1024
	24"	1035-2	1024-2
	36"	1035-3	1024-3

Longer lengths available.



Narrow Chisel & Moil Point - Super Duty

Shank Size	Length Under Collar	Chisel No.	Point No.
3/4" Sq. x 2-3/4"	14"	1087C	1087P
	18"	1088C	1088P
7/8" Hex x 3-1/4"	14"	923R	1011R
	18"	924R	1012R
1" Hex x 4-1/4"	14"	925R	1013R
	18"	926R	1014R
1-1/8" Hex x 6"	14"	1030R	1019R
	18"	1031R	1020R
1-1/4" Hex x 6"	14"	1034R	1023R
	18"	1035R	1024R



3" Wide Chisel

Shank Size	Length Under Collar	Standard Duty	Heavy Duty
7/8" Hex x 3-1/4" (2-1/2" blade)	14"	934	934R
	18"	935WC	935R
	24"	935-2	-
	36"	935-3	-
1" Hex x 4-1/4"	14"	936	936R
	18"	937	937R
	24"	937-2	-
	36"	937-3	-
1-1/8" Hex x 6"	14"	1040WC	1040R
	18"	1041WC	1041R
	24"	1041-2	-
	36"	1041-3	-
1-1/4" Hex x 6"	14"	1042WC	1042R
	18"	1043	1043R
	24"	1043-2	-
	36"	1043-3	-

Longer lengths available.



Digging Chisel - 3" Blade Width

Shank Size	Length Under Collar	Chisel No.
1" Hex x 4-1/4"	16"	946
1-1/8" Hex x 6"	16"	1048
1-1/4" Hex x 6"	16"	1049



Asphalt Wedge - 3" Width x 6" Blade Length

Shank Size	Length Under Collar	Chisel No.
1" Hex x 4-1/4"	12"	836
1-1/8" Hex x 6"		837
1-1/4" Hex x 6"		838

Call Today to Order • 800-521-8104

2-13



Bushing Tool - 16 Teeth, 2" x 2" Face

Shank Size	Length Under Collar	Chisel No.
3/4" Sq. x 2-3/4"	9"	851
7/8" Hex x 3-1/4"	9-1/2"	846
1" Hex x 4-1/4"	8"	847
1-1/8" Hex x 6"	8"	848
1-1/4" Hex x 6"	8"	849



Clay Spade - 5-1/2" Width x 8-1/2" Blade Length

Shank Size	Length Under Collar	Chisel No.
3/4" Sq. x 2-3/4"	16"	1078
7/8" Hex x 3-1/4"		982
1" Hex x 4-1/4"		972
1-1/8" Hex x 6"		1075
1-1/4" Hex x 6"		1077



Former Pin Driver - 3/8" Depth x 1-3/4" Dia.

Shank Size	Length Under Collar	Chisel No.
7/8" Hex x 3-1/4"	8"	83-3
1" Hex x 4-1/4"		B21991
1-1/8" Hex x 6"		B31991
1-1/4" Hex x 6"		B41991



Asphalt Cutter - 5" Width x 6" Blade Length

Shank Size	Length Under Collar	Chisel No.
7/8" Hex x 3-1/4"	11"	942
1" Hex x 4-1/4"		943
1-1/8" Hex x 6"		1045
1-1/4" Hex x 6"		1046



Detachable Shank - 1-5/8" Small Diameter for Tamping Pads & Sheathing Driver Shoes

Shank Size	Length Under Collar	Chisel No.
7/8" x 3-1/4"	9-3/4"	864DS
1" x 4-1/4"		865
1-1/8" x 6"		867DS
1-1/4" x 6"		868



Frost Wedge - 1-1/2" Width x 12" Blade Length

Shank Size	Length Under Collar	Chisel No.
1" Hex x 4-1/4"	17"	810
1-1/8" Hex x 6"		812
1-1/4" Hex x 6"		813

Sheathing Driver Shoes

Shank Size	Part
2"	1051
3"	1052



Tamping Pads

Shank Size	Part
6" Square	968
7" Round	965RP
8" Square	969SP





Rock Drill Hollow Steel

MPT stocks rock drill steel in various lengths and thread sizes. Drill steel is hollow and must have a hole down the center to shoot air down the hole to displace the pulverized stone and to clear the hole or the drill steel and bit will get stuck.



Length Under Collar	7/8" Hex x 3-1/4" Steel Shank Size		1" Hex x 4-1/4" Steel Shank Size	
	"H" Thread	"E" Thread	"H" Thread	"D" Thread
	Part	Part	Part	Part
1 ft	731-H	731-E	141-H	141-D
1-1/2 ft	73112-H	73112-E	14112-H	14112-D
2 ft	732-H	732-E	142-H	142-D
2-1/2 ft	73212-H	73212-E	14212-H	14212-D
3 ft	733-H	733-E	143-H	143-D
4 ft	734-H	734-E	144-H	144-D
5 ft	735-H	735-E	145-H	145-D
6 ft	736-H	736-E	146-H	146-D
8 ft	738-H	738-E	148-H	148-D
10 ft	7310-H	7310-E	1410-H	1410-D

Rope thread, hollow rock drill steel also available.
Longer lengths and other shank sizes are available.

Threaded Rock Bits



All Steel



Carbide Insert

Bit Size Dia.	Steel Bit "E" Thread	Steel Bit "H" Thread	Steel Bit "D" Thread	Carbide Bit Single-Use "H" Thread	Carbide Bit Multi-Use* "H" Thread
	Part	Part	Part	Part	Part
15/16"	LE23	-	-	-	-
1"	LE26	-	-	-	-
1-1/8"	LE28	-	-	-	-
1-1/4"	LE32	-	-	-	-
1-3/8"	-	LH35SH	-	HSC138	T1207M0
1-1/2"	-	LH38SH	-	HSC112	T1507M0
1-5/8"	-	LH41SH	-	HSC158	T1607M0
1-3/4"	-	LH44SH	LD452AH	HSC134	T1707M0
1-7/8"	-	LH47SH	LD482AH	-	T1907M0
2"	-	LH50SH	LD512AH	HSC200	T2007M0
2-1/4"	-	LH57SH	LD572AH	-	T2207M0
2-1/2"	-	LH63SH	LD642AH	-	T2507M0
2-5/8"	-	LH66SH	-	-	-
2-3/4"	-	-	LD702AH	-	HC234
3"	-	-	LD762AH	-	T3007M0
3-1/4"	-	-	LD832AH	-	-
3-1/2"	-	-	LD892AH	-	-
4"	-	-	LD1012AH	-	-

Rope thread and button head style bits also available.

*Multi-use carbide bits are designed for multiple resharpener.

Rock Drill Hollow Steel Extensions

MPT drill extensions are also hollow to pass the air to displace the pulverized stone and to clear the hole.



Part	Overall Length	Thread
522-2EXT	24"	H
522-3EXT	36"	H
522-4EXT	48"	H

Part	Overall Length	Thread
522-5EXT	60"	H
522-6EXT	72"	H
522-8EXT	96"	H

Rope thread, hollow rock drill steel extensions are also available.

Adapter & Couplings



TH-30

"H" Threaded Coupling



TH-D

"H" to "D" Adapter

Other rock drill steel, adapters and couplings available in various thread sizes.

Integral Carbide Bit Rock Drill Steel "Whirly" Bits

MPT stocks a variety of lengths and diameters of whirly bits. Integral steel has solid carbide silver soldered into the nose of the drill steel. Whirly bits are hollow in order to displace debris and clear the hole.



7/8" Hex x 3-1/4" Shank

Part	Length Under Collar	Size	Drill Depth
546	9"	5/8"	6"
546-12	12"		9"
546-18	18"		15"
546-24	24"		21"
550	9"	3/4"	6"
550-12	12"		9"
550-18	18"		15"
550-24	24"		21"
550-30	30"		27"
551	9"	7/8"	6"
551-12	12"		9"
551-18	18"		15"
551-24	24"		21"
551-30	30"		27"
552	9"	1"	6"
552-12	12"		9"
552-18	18"		15"
552-24	24"		21"
552-30	30"		27"
553-12	12"	1-1/8"	9"
553-18	18"		15"
553-24	24"		21"
553-30	30"		27"
554-12	12"	1-1/4"	9"
554-18	18"		15"
554-24	24"		21"
554-30	30"		27"
555-12	12"	1-3/8"	9"
555-18	18"		15"
555-24	24"		21"
555-30	30"		27"
556-12	12"	1-1/2"	9"
556-18	18"		15"
556-24	24"		21"
556-30	30"		27"

7/8" Hex x 4-1/4" Shank

Part	Length Under Collar	Size	Drill Depth
546SP	9"	5/8"	6"
546-12SP	12"		9"
546-18SP	18"		15"
546-24SP	24"		21"
547	9"	3/4"	6"
547-12	12"		9"
547-18	18"		15"
547-24	24"		21"
547-30	30"		27"
548CD	9"	7/8"	6"
548-12	12"		9"
548-18	18"		15"
548-24	24"		21"
548-30	30"		27"
549	9"	1"	6"
549-12	12"		9"
549-18	18"		15"
549-24	24"		21"
549-30	30"		27"
553-12SP	12"	1-1/8"	9"
553-18SP	18"		15"
553-24SP	24"		21"
553-30SP	30"		27"
554-12SP	12"	1-1/4"	9"
554-18SP	18"		15"
554-24SP	24"		21"
554-30SP	30"		27"
555-12SP	12"	1-3/8"	9"
555-18SP	18"		15"
555-24SP	24"		21"
555-30SP	30"		27"
556-12SP	12"	1-1/2"	9"
556-18SP	18"		15"
556-24SP	24"		21"
556-30SP	30"		27"

1" Hex x 4-1/4" Shank

Part	Length Under Collar	Size	Drill Depth
550-12SPL	12"	3/4"	9"
550-18SPL	18"		15"
550-24SPL	24"		21"
550-30SPL	30"		27"
551-12SPL	12"	7/8"	9"
551-18SPL	18"		15"
551-24SPL	24"		21"
551-30SPL	30"		27"
552-12SPL	12"	1"	9"
552-18SPL	18"		15"
552-24SPL	24"		21"
552-30SPL	30"		27"
553-12SPL	12"	1-1/8"	9"
553-18SPL	18"		15"
553-24SPL	24"		21"
553-30SPL	30"		27"
554-12SPL	12"	1-1/4"	9"
554-18SPL	18"		15"
554-24SPL	24"		21"
554-30SPL	30"		27"
555-12SPL	12"	1-3/8"	9"
555-18SPL	18"		15"
555-24SPL	24"		21"
555-30SPL	30"		27"
556-12SPL	12"	1-1/2"	9"
556-18SPL	18"		15"
556-24SPL	24"		21"
556-30SPL	30"		27"

Solid Carbide Tipped Drills



Part	Size	Drill Depth
582CD	5/16"	8"
583	3/8"	
584	7/16"	
585	15/32"	
560	1/2"	8"
561		10"
562	5/8"	8"
563		12"
563-18		18"

Part	Size	Drill Depth
564	3/4"	8"
565		12"
565-18		18"
566	7/8"	8"
567		12"
567-18		18"
568	1"	8"
569		12"
569-18		18"
569-24		24"
570	1-1/8"	8"
571		12"
571-18		18"

Part	Size	Drill Depth
572	1-1/4"	8"
573		12"
573-18		18"
574	1-3/8"	8"
575		12"
575-18		18"
576	1-1/2"	8"
577		12"
577-18		18"
578	1-5/8"	8"
579		12"
580	1-3/4"	8"
581		12"



Rivet Busters & Chipping Hammers

Call Today to Order • 800-521-8104

4181 Series Rivet Busters

The term "Rivet Buster" is very literal, as these tools were originally designed in the early 1900s for the installation and removal of hot rivets. In their standard configuration, they were used for the installation and shaping of hot rivets in structural steel. The addition of sleeves and a safety retainer to hold chisels allowed for the shearing off of rivet heads and the ability to punch out those same rivets. Advances in bolting technology and welding have all but eliminated the use of hot rivets in new construction.

The power of these hard-hitting tools led to them being repurposed as the most versatile series of handheld demolition tools known to man.

The Rivet Buster used with chisels is pound for pound the most powerful demolition tool used in the industry today.

Michigan Pneumatic Tool is the only company in the USA supplying this series of tools in five different sizes. Below you will see this exclusive family of tools and their specifications.

MP-4181-4-USA-NEP

Our lightweight 4" tool is ideal for overhead work on concrete structures, parking garages, parking decks, concrete piers, tunnels and other close quarter work where you do not want the power of the hammer radiating through surrounding concrete causing additional fractures.

MP-4181-6-USA-NEP

Our light to medium-duty 6" tool is ideal for cutting through concrete quickly, removing delaminated concrete, or rapidly exposing rebar to quickly evaluate a situation. This hammer is light enough for overhead applications where a chipping hammer is simply not powerful enough.

MP-4181-8-USA-NEP

Our medium-duty 8" tool is the staple for the industry. A standard for many rental companies, petrochemical plants, furnace brick and gunite contractors. It is popular with heavy equipment repair sites for removal of stubborn bolts, pins and shafts. This tool is hard-hitting with a slow and methodical blow that will dislodge even the toughest rusted fastener.

MP-4181-USA-NEP

Our heavy-duty 11" tool is commonly used for the bigger jobs in various industrial applications such as bridge repair and maintenance, petrochemical plants and rental operations. This is the ideal tool to cut metal, shear rivets or the heads off of large bolts, split nuts and more. This tool is perfect for driving a chisel right through steel.

MP-4181-14-USA-NEP

Our super-duty 14" tool is, hands down, the hardest-hitting self-repeating rivet buster on the market today. When you need to dismantle a heavy structure or piece of equipment, be that a bridge or huge piece of mining equipment, this tool has the unmatched power and speed to get the job done quickly.



**Exclusive
4" and 14"
Rivet Busters!**



MP-4181-4-USA-NEP



MP-4181-14-USA-NEP



Replacement Parts

2101	Upper Sleeve
2103	Lower Sleeve
2104	Rubber Bumper
2104P	Poly Bumper
2194	Lock Spring
2190-2.557	Retainer



MP-4181T-8-USA-NEP


MP-4181T-USA-NEP



T-Handle 0448051-C
Fits all MP-4181 tools.
Primarily used on 8" and 11" tools.



RBDH-4181-2435
Optional Dead Handle fits
all 4181 Rivet Busters



4181-HANGER
Optional Hanger

Model	Chisel Series	Stroke	Bore	Blows Per Minute	Length	Weight	Air Inlet Thread	Rec'd Hose Size	Avg. Air Consump.
MP-4181-4-USA-NEP	2000	4"	1-3/16"	1350	19"	27.4 lbs	1/2"	1/2"	24 cfm
MP-4181-6-USA-NEP	2000	6"	1-3/16"	1200	21"	29.5 lbs	1/2"	1/2"	30 cfm
MP-4181-8-USA-NEP	2000	8"	1-3/16"	1080	23"	31.25 lbs	1/2"	1/2"	35 cfm
MP-4181-USA-NEP	2000	11"	1-3/16"	720	26"	34.5 lbs	1/2"	1/2"	37 cfm
MP-4181-14-USA-NEP	2000	14"	1-3/16"	585	28-3/4"	39.0 lbs	1/2"	1/2"	40 cfm
MP-4181T-8-USA-NEP	2000	8"	1-3/16"	1080	32-1/4"	37.5 lbs	1/2"	1/2"	32-35 cfm
MP-4181T-USA-NEP	2000	11"	1-3/16"	720	35-1/4"	41.3 lbs	1/2"	1/2"	33-37 cfm

NEP - Non-Ejectable Piston

Call Today to Order • 800-521-8104

3-3

Rivet Busters



MP-633-ORANGE-NEP

Ideal hammer for cleaning concrete truck mixing drums. Powerful enough to bust the remaining concrete out of the rotating drum, but not as likely to damage the drum due to operator error. Equipped with 2101, 2103, 2104, and 2194 accessories to accept 2000 series jumbo chisels.



6"

MP-633-ORANGE-NEP

MP-633-ORANGE-NEP-1851

Ideal hammer for cleaning concrete truck mixing drums. Powerful enough to bust the remaining concrete out of the rotating drum, but not as likely to damage the drum due to operator error. Chisel retained by 1851 style retainer.



6"

MP-633-ORANGE-NEP-1851

MP-133-ORANGE-NEP

The most popular tool used for demolition. Ideal for all general breaking, cutting and removal of concrete rivets and bolts. This workhorse of the rental industry delivers excellent return on investment.

Shown with Optional
RBDH-133-2375
Complete Dead Handle



8"

MP-133-ORANGE-NEP

MP-1133-ORANGE-NEP

When tough meets tougher, you need the hard-hitting 11" stroke buster. Great for removal of large diameter rivets on bridges and the removal of boiler tubes from boiler plates. Smooth hammering allows the operator to control the blows per minute by feathering the throttle.



11"

MP-1133-ORANGE-NEP



133-HANGER
Optional Hanger



Model	Chisel Series	Stroke	Bore	Blows Per Minute	Length	Weight	Air Inlet Thread	Rec'd Hose Size	Avg. Air Consumption
MP-633-ORANGE-NEP	2000	6"	1-3/16"	1100	20-1/2"	27.5 lbs	1/2"	1/2"	28 cfm
MP-633-ORANGE-NEP-1851	2000	6"	1-3/16"	1100	20-3/4"	28.9 lbs	1/2"	1/2"	28 cfm
MP-133-ORANGE-NEP	2000	8"	1-3/16"	1140	22"	30.0 lbs	1/2"	1/2"	35 cfm
MP-1133-ORANGE-NEP	2000	11"	1-3/16"	850	25"	34.0 lbs	1/2"	1/2"	42 cfm

NEP - Non-Ejectable Piston



MP-RB41-J-NEP



MP-RB90-J-NEP

Rivet Busters

Lightweight yet powerful busters. Designed to get into tight areas underneath bridges, parking decks, concrete drums and confined spaces. Ideal for driving large nails in timber construction, cutting, removing rivets, busting concrete, refractory, boiler tube removal as well as installing rivets.

*Equipped with jumbo series 2101, 2103, 2104, 2194 and 2190-2.400 accessories to accept 2000 series jumbo chisels.



Replacement Parts

MP-RB90-J-NEP (Only)	
1502	Upper Sleeve
1504	Lower Sleeve
1505	Rubber Bumper
1505P	Poly Bumper
194	Lock Spring
190-2.400	Retainer

Model	Chisel Series	Stroke	Bore	Blows Per Minute	Length	Weight	Air Inlet Thread	Rec'd Hose Size	Avg. Air Consumption
MP-RB41-J-NEP*	2000	4"	1-1/16"	1650	18-1/4"	22.6 lbs	1/2"	1/2"	25 cfm
MP-RB61-J-NEP*	2000	6"	1-1/16"	1300	20-1/4"	25.0 lbs	1/2"	1/2"	28 cfm
MP-RB90-J-NEP	1500	9"	1-1/16"	900	21"	28.0 lbs	1/2"	1/2"	30 cfm
MP-RB91-J-NEP*	2000	9"	1-1/16"	900	21"	28.0 lbs	1/2"	1/2"	30 cfm

NEP - Non-Ejectable Piston

Call Today to Order • 800-521-8104

3-5



MP-90R

Riveting Hammer

Heavy-duty riveter will drive hot rivets up to 1-1/8" diameter. Sizes designed for light and medium riveting work also available. Suited for general construction work and pipelines. Supplied with standard clip style rivet set retainer. Safety style retainer 160-2.445 available as an option. Can be converted to a rivet buster with retainer for using chisels, see page 3-11.

Capacity	Blows Per Minute	Bore	Piston Stroke	Length	Weight	Air Inlet Thread	Rec'd Hose Size	Avg. Air Consumption
1-1/8" Hot Rivets	1200	1-1/16"	9-1/2"	20-9/16"	23 lbs	3/8"	1/2"	30 cfm



MP-AA-OFFSET

Holder-On

Holder-Ons aid in driving rivets of larger sizes in cramped quarters. This tool not only aids in securing perfectly tight rivets, but also allows operator to work in comfortable positions, relieving fatigue from vibration with the normal dolly bar. Accepts DEL1500 series 1.217" shank rivet sets shown below.

Type Rivet Set Shank	Diameter Piston	Distance - Center of Set to Side of Holder-On	Length Stroke	Collapsed Length	Extended Length	Weight	Air Inlet Thread	Rec'd Hose Size
1.217"	3-1/4"	1-1/8"	2-1/2"	6-7/8"	9-3/8"	14 lbs	3/8"	1/2"

Hot Riveting Hammer Accessories

For 1.217 Shank Riveting Hammers and Holder-Ons.

160-2.445-KIT

Safety Retainer Kit

For use with DEL1500-S Safety Rivet Sets



160-2.445 Retainer
(uses 1194-2 & 194 Lock Springs)



194 & 1194-2
Lock Springs

Safety Retainer Clip



P001381

Nail Driver Set



DEL121712ND
Nail Driver



6C-83
Spring

For use with Ingersoll Rand 6CND, 8CND & 9CND Hammers only



Flush Rivet Sets Safety Clip or Safety Retainer

Part No.	Face Dia. (A)
DEL1541-S	1"
DEL1542-S	1-1/4"
DEL1543-S	1-1/2"
DEL1544-S	1-3/4"
DEL1545-S	2"



Button Head Rivet Sets Uses Safety Retainer

Part No.	Rivet Shank Size	Cup Dia. (B)
DEL1501-S	3/8"	19/32"
DEL1502-S	7/16"	11/16"
DEL1503-S	1/2"	25/32"
DEL1504-S	9/16"	1-1/32"
DEL1505-S	5/8"	1"
DEL1506-S	11/16"	1-3/32"
DEL1507-S	3/4"	1-3/16"
DEL1508-S	13/16"	1-9/32"
DEL1509-S	7/8"	1-3/8"
DEL15010-S	15/16"	1-15/32"
DEL15011-S	1"	1-19/32"

Button Head Rivets Set Uses Safety Clip only

Part No.	Rivet Shank Size	Cup Dia. (B)
DEL15012	1-1/16"	1-11/16"
DEL15013	1-1/8"	1-3/4"
DEL15015	1-1/4"	2"
DEL15019	1-1/2"	2-1/4"



Rivet Buster - Chisel, Points Steel

MPT only supplies the highest quality rivet buster steel. Our subcontractors follow best practices in the industry today. Manufactured from alloy steel for the toughest of hammering applications.

Type		Length	1500 Series Heavy-Duty	2000 Series Jumbo Extra Heavy-Duty
Standard Chisel		9" 12" 18"	1506 1506-12 1506-18	2005 2005-12 2005-18 For longer lengths see pg 3-8
Moil Point		9" 12" 18"	1512 1512-12 1512-18	2011 2011-12 2011-18 For longer lengths see pg 3-8
Side Cut Chisel		9" 12" 18"	1507 1507-12 1507-18	2006 2006-12 2006-18
Ripper 3/8" Back Out Punch		9" 9"	1511 1515	2010 -
1/2" Back Out Punch		9" 9" 11" 13"	1516 1524-4LC 1524-6LC 1524-8LC	2019 - - -
5/8" Back Out Punch		9" 9" 11" 13"	1508 1520-4LC 1520-6LC 1520-8LC	2007 2024-4LC 2024-6LC 2024-8LC
3/4" Back Out Punch		9" 9" 11" 13"	1509 1521-4LC 1521-6LC 1521-8LC	2008BP 2025-4LC 2025-6LC 2025-8LC
7/8" Back Out Punch		9" 9" 11" 13"	1510 1522-4LC 1522-6LC 1522-8LC	2009 2026-4LC 2026-6LC 2026-8LC
1" Back Out Punch		9" 9" 11" 13"	1517 1525-4LC 1525-6LC 1525-8LC	2020 2028-4LC 2028-6LC 2028-8LC
1-1/8" Back Out Punch		9" 9" 11" 13"	- - - -	2021BP 2029-4LC 2029-6LC 2029-8LC



Call Today to Order • 800-521-8104

3-7

Rivet Buster Chisels


Extra Long Length Chisels

Jumbo Flat Chisels

Part No.	Length
2005-36	36"
2005-48	48"
2005-60	60"
2005-72	72"
2005-84	84"
2005-96	96"
2005-108	108"
2005-120	120"

Jumbo Moil Points

Part No.	Length
2011-36	36"
2011-48	48"
2011-60	60"
2011-72	72"
2011-84	84"
2011-96	96"
2011-108	108"
2011-120	120"



Rail Road Spike Driver

1-1/2" Shank Spike Driver - converts rivet buster to a RR Spike Driver

Type	Length	Model
	8"	115SD
No Sleeves Required		

Specials Rivet Buster Chisels

2000 Series Bushing Tool

2" x 2" Bushing Tool - used for roughing up concrete surfaces

Type	Length	Model
	10"	258
2103S Split Sleeve Required		

2000 Series Asphalt Cutter

5" Wide Asphalt Cutter - ideal for cutting/trimming asphalt

Type	Length	Model
	15"	257-VN3
2103S Split Sleeve Required		

2000 Series Side Cut Chisel

Side Cut Chisel - used for cutting rivet heads, bolts and nuts

Type	Length	Model
	9"	276-AC
	12"	276-12-AC

2000 Series Non-Sparking Ripper Chisel

Non-Sparking Ripper - ideal for cutting petroleum tanks and oil tanks

Type	Length	Model
	9-1/2"	295BC

2000 Series Wide Chisel

2-1/2" Wide Chisel - used for stripping materials

Type	Length	Model
	15"	5602
2103S Split Sleeve Required		

2000 Series Driving Tool

2-1/2" Diameter Face - can be used for testing or driving

Type	Length	Model
	10"	MPT-59
2103S Split Sleeve Required		



Rivet Buster Accessories -Jumbo 2000 Series

MPT manufactures and inventories the highest quality rivet buster accessories.



2194
Lock Spring



2104
Rubber Bumper



2104P-RED
Red Poly Bumper



2104P-ORANGE
Orange Poly Bumper




2104P-BLACK
Black Poly Bumper




2104P-BLUE
Blue Poly Bumper




2101
Upper Sleeve



Chisel, Sleeves and
Bumper Assembly



2103
Lower Sleeve



2101S
Upper Sleeve
Short



2103S
Lower Sleeve
Split


Call Today to Order • 800-521-8104

3-9

Rivet Buster Accessories -Jumbo 2000 Series

MPT manufactures all rivet buster retainers from the highest quality carbonized and heat-treated steel.

1851 Solid Retainer



Tool Model No.	OEM Part
Michigan Pneumatic MP-633-ORANGE-NEP-1851	1851
Michigan Pneumatic 133 Series	1851
Michigan Pneumatic 1133 Series	1851
American Pneumatic 633 Series	5734
American Pneumatic 133 Series	5734
American Pneumatic 1133 Series	5734
Sullivan Palatek SRB Series	SI6085
Texas Pneumatic TX-133 Series	1851

2190-2.400 Solid Retainer




Tool Model No.	OEM Part
Michigan Pneumatic RB41 Series	2190-2.400
Michigan Pneumatic RB61 Series	2190-2.400
Michigan Pneumatic RB91 Series	2190-2.400
Sullair MRB Series	250035-776
Champion AT-RBA Series	RBR6085
Jet 2600 Series	JCT2610-25
Jet RB91 Series	552190
Toku A91 Series	T33219000

2190-2.557 Solid Retainer



Tool Model No.	OEM Part
Michigan Pneumatic 4181 Series	2190-2.557
Michigan Pneumatic 633-ORANGE-NEP	2190-2.557
Chicago Pneumatic 4181 Series	P071849
Chicago Pneumatic 4160 Series	9247985500

2190-2.565 Solid Retainer



Tool Model No.	OEM Part
Ingersoll-Rand 8001 Series	89938443
Ingersoll-Rand 11001 Series	89938443
Toku RB91 HP, RB110 Series	410470360



Rivet Buster Accessories -Jumbo 2000 Series

MPT manufactures all rivet buster retainers from the highest quality carbonized and heat-treated steel.

3303005340

**Solid Retainer with
Exhaust Ports**



Tool Model No.	OEM Part
Chicago Pneumatic 4608 Series	3303005340
Chicago Pneumatic 4611 Series	3303005340

9001-200

Threaded Retainer



**FMD2-667
Lock Pin**



**9001-208
Lock Key**



**9RB-207
Lock Spring**

Tool Model No.	OEM Part
Ingersoll-Rand 9001 Series	9001-200

190-2.400

Solid Retainer



Tool Model No.	OEM Part
Michigan Pneumatic RB90 Series	190-2.400
Jet RB90 Series	551190
Toku A90 Series	T32019000

190-2.445

2190-2.445

Solid Retainers



Tool Model No.	OEM Part
Chicago Pneumatic 40, 50, 60, 80, 90 Series (1500 Series)	190-2.445
Chicago Pneumatic 40, 50, 60, 80, 90 Series (2000 Series)	2190-2.445

Call Today to Order • 800-521-8104

3-11



MP-MOTOC-375
Outside Trigger D-Handle



MP-MOTOC-375-ITD
Inside Trigger D-Handle



MP-MOTOC-375T
T-Handle

MOTOC Chipping Hammers

MOTOC is the most powerful, universal chipping demolition hammer ever designed! Engineered specifically to comply with various regulations for bridge renovation and other demolition work in both Canada and the USA (example: OPSS>PROV 928 Standards for Concrete Removal – Rehabilitation), it combines the best features for performance while maintaining strict tolerances and specifications to ensure compliance. The resulting tool is powerful and fast, ensuring faster material removal across a wide variety of jobs than the traditional chipping hammer designs. Lightweight, powerful and fast – try the MOTOC to safely shorten your work time and speed up your material removal rate. Uses 2000 Series Jumbo Chisels.

Model	Stroke	Bore	Blows Per Minute	Length	Weight	Air Inlet Thread	Rec'd Hose Size	Avg. Air Consumption
MP-MOTOC-375	4"	1-3/16"	1500	17-15/16"	18.5 lbs	1/2"	1/2"	38 cfm
MP-MOTOC-375-ITD	4"	1-3/16"	1500	17-3/16"	18.5 lbs	1/2"	1/2"	38 cfm
MP-MOTOC-375T	4"	1-3/16"	1500	34-1/2"	30.0 lbs	1/2"	1/2"	30-40 cfm





MP-K2LR-D



MP-K2LR-RET

Mini Chipping Hammers

Outside Trigger D-Handle & Gooseneck Handle


The smallest handle chipping hammer on the market. Butterfly valve ensures instant start-up when lever is depressed. Please specify 0.580 hex or 0.680 round shank.

Model	Stroke	Bore	Blows Per Minute	Length	Weight	Air Inlet Thread	Rec'd Hose Size	Avg. Air Consumption
MP-K2LH-D MP-K2LR-D	1-3/4"	7/8"	3600	12"	9.3 lbs	3/8"	1/2"	16 cfm
MP-K2LH-RET MP-K2LR-RET	1-3/4"	7/8"	3600	12"	8.0 lbs	3/8"	1/2"	16 cfm



Replacement Parts

1190-1.655	Retainer
1194-2	Retainer Spring
1291-1.655	QC Retainer



M4BLT-R



M4BLT-R-ITD

Mini 4-Bolt Chipping Hammers

Inside & Outside Trigger D-Handle

Tool designed to reduce handle breakage to a new level for foundries using a 4-bolt hammer design. Both inside and outside levers are available to suit the application needs. The unique two-step piston provides a large mass piston in a smaller, narrower tool. The MPT Mini 4-Bolt hits harder than any other mini chipping hammer on the market today. Please specify 0.580 hex or 0.680 round shank.



5124B0DH
Optional Dead Handle

Models	Stroke	Bore	Blows Per Minute	Length	Weight	Air Inlet Thread	Rec'd Hose Size	Avg. Air Consumption
M4BLT-H M4BLT-R	2.6"	1.1"	2750	14-1/4"	10.5 lbs	3/8"	1/2"	20 cfm
M4BLT-H-ITD M4BLT-R-ITD	2.6"	1.1"	2750	13-1/4"	11.0 lbs	3/8"	1/2"	20 cfm



Replacement Parts

1190-1.655	Retainer
1194-2	Retainer Spring
1291-1.655	QC Retainer

Call Today to Order • 800-521-8104

3-13



MP-CH3R

4-Bolt Chipping Hammers Outside Trigger D-Handle

The 4-bolt design helps eliminate handle breakage and allows for easy field service. Standard equipment includes chisel retainer and chisel retainer spring. Please specify 0.580 hex or 0.680 round shank.



CH4B-HANGER
Optional Hanger

Model	Stroke	Bore	Blows Per Minute	Length	Weight	Air Inlet Thread	Rec'd Hose Size	Avg. Air Consumption
MP-CH2H MP-CH2R	2"	1-1/8"	2300	14"	17.0 lbs	1/2"	1/2"	28 cfm
MP-CH3H MP-CH3R	3"	1-1/8"	2100	15-1/4"	18.5 lbs	1/2"	1/2"	32 cfm
MP-CH4H MP-CH4R	4"	1-1/8"	1700	16-1/2"	19.5 lbs	1/2"	1/2"	36 cfm



Replacement Parts

1190-MPT1	Retainer
1194-2	Retainer Spring
1291-MPT2	QC Retainer

4-Bolt Chipping Hammers Inside Trigger D-Handle

Inside trigger design for greater comfort and control. Features include plate valve, vibration spacers, rotating exhaust, and replaceable inlet bushings. 4-bolt design reduces handle breakage. Please specify 0.580 hex or 0.680 round shank.



MP-CH3R-ITD



CH4B-HANGER
Optional Hanger

Model	Stroke	Bore	Blows Per Minute	Length	Weight	Air Inlet Thread	Rec'd Hose Size	Avg. Air Consumption
MP-CH2H-ITD MP-CH2R-ITD	2"	1-1/8"	2300	14-5/8"	17.2 lbs	3/8"	1/2"	28 cfm
MP-CH3H-ITD MP-CH3R-ITD	3"	1-1/8"	1900	16-1/2"	19.0 lbs	3/8"	1/2"	32 cfm
MP-CH4H-ITD MP-CH4R-ITD	4"	1-1/8"	1700	17-1/2"	19.4 lbs	3/8"	1/2"	36 cfm



Replacement Parts

1190-MPT1	Retainer
1194-2	Retainer Spring
1291-MPT2	QC Retainer



MP-CH3R-QCBOR



-ITD
Inside Trigger

4-Bolt Chipping Hammers with Quick Change Bolt on Retainer

4-bolt handle design reduces handle breakage. Ideal for the rental industry. Plate valve passes debris more easily. Most parts interchangeable with MPT CH series chipping hammers. Now equipped with a Bolt on Quick Change Retainer to eliminate the need for lock springs. Please specify 0.580 hex or 0.680 round shank.



CH4B-HANGER
Optional Hanger

Model	Stroke	Bore	Blows Per Minute	Length	Weight	Air Inlet Thread	Rec'd Hose Size	Avg. Air Consumption
MP-CH2H-QCBOR MP-CH2R-QCBOR	2"	1-1/8"	2300	15-1/4"	18.5 lbs	1/2"	1/2"	28 cfm
MP-CH2H-ITD-QCBOR MP-CH2R-ITD-QCBOR	2"	1-1/8"	2300	15-7/8"	17.2 lbs	1/2"	1/2"	28 cfm
MP-CH3H-QCBOR MP-CH3R-QCBOR	3-3/4"	1-1/8"	2100	16-1/2"	18.5 lbs	1/2"	1/2"	32 cfm
MP-CH3H-ITD-QCBOR MP-CH3R-ITD-QCBOR	3-3/4"	1-1/8"	2100	17-3/4"	19 lbs	1/2"	1/2"	32 cfm





MP-3300H

Chipping Hammers - Plate Valve

Designed for cleaning castings, bushing concrete, and cutting or chipping masonry materials of all types. Ideal for shipyards, foundries and contractors. Please specify 0.580 hex or 0.680 round shank.



SA7404-PM
Mufflers on
page 2-10

Model	Stroke	Bore	Blows Per Minute	Length	Weight	Air Inlet Thread	Rec'd Hose Size	Avg. Air Consumption
MP-1100H MP-1100R	1"	1-1/8"	2100	12-1/2"	14.5 lbs	3/8"	1/2"	22 cfm
MP-2200H MP-2200R	2"	1-1/8"	1900	13-1/4"	15.2 lbs	3/8"	1/2"	22 cfm
MP-3300H MP-3300R	3"	1-1/8"	1700	15-1/4"	16.0 lbs	3/8"	1/2"	23 cfm
MP-4400H MP-4400R	4"	1-1/8"	1400	16-1/2"	18.0 lbs	3/8"	1/2"	24 cfm



Replacement Parts

1190-MPT1	Retainer
1194-2	Retainer Spring
1291-MPT2	QC Retainer



MP-300CH-RET

Chipping Hammers - Simplate

Powerful, lightweight tools available in four sizes for chipping, beading, cleaning castings, cutting, and roughening concrete and masonry. Designed for rugged use in any application. Please specify 0.580 hex or 0.680 round shank.

Model	Stroke	Bore	Blows Per Minute	Length	Weight	Air Inlet Thread	Rec'd Hose Size	Avg. Air Consumption
MP-100CH-RET MP-100CR-RET	1"	1-1/8"	2800	13-1/2"	14.75 lbs	3/8"	1/2"	22 cfm
MP-200CH-RET MP-200CR-RET	2"	1-1/8"	2400	15-1/2"	15.75 lbs	3/8"	1/2"	22 cfm
MP-300CH-RET MP-300CR-RET	3"	1-1/8"	1800	16-1/4"	16.4 lbs	3/8"	1/2"	23 cfm
MP-400CH-RET MP-400CR-RET	4"	1-1/8"	1500	17-3/4"	18.0 lbs	3/8"	1/2"	24 cfm



Replacement Parts

1190-MPT1	Retainer
1194-2	Retainer Spring
1291-MPT2	QC Retainer



MP-3AH-IR

Chipping Hammers - Plate Valve

Features outside trigger and gooseneck handle for improved versatility in construction and industrial applications. Ideal for light demolition work, bridge decking, preparing concrete surfaces, stripping and removing metal, and many other applications. Please specify 0.580 hex or 0.680 round shank.

Model	Stroke	Bore	Blows Per Minute	Length	Weight	Air Inlet Thread	Rec'd Hose Size	Avg. Air Consumption
MP-2AH-IR MP-2AR-IR	2"	1-1/8"	2300	16"	15.0 lbs	3/8"	1/2"	18 cfm
MP-3AH-IR MP-3AR-IR	3"	1-1/8"	1725	17-1/2"	16.5 lbs	3/8"	1/2"	20 cfm
MP-4AH-IR MP-4AR-IR	4"	1-1/8"	1480	18-7/8"	17.5 lbs	3/8"	1/2"	22 cfm



Replacement Parts

1190-IRC1	Retainer
1194-2	Retainer Spring
1291-IRC2	QC Retainer



Chipping Hammers - Through Valve

Excellent for chipping, scaling, cleaning work on castings, billets, and paper box stripping. Smooth throttle characteristics, easy to hold and powerful for its size. Through valve design provides excellent controllability. Please specify 0.580 hex or 0.680 round shank.

Model	Stroke	Bore	Blows Per Minute	Length	Weight	Air Inlet Thread	Rec'd Hose Size	Avg. Air Consumption
C30C-H C30C-R	3"	1-1/8"	2200	16-1/2"	13.25 lbs	3/8"	1/2"	26 cfm



Replacement Parts

1190-IRC1	Retainer
1194-2	Retainer Spring
1291-IRC2	QC Retainer



Chipping Hammers - 3" Ring Valve

Delivers fast, powerful blows and produces maximum energy with minimal tool weight for medium to extra heavy-duty chipping. Rugged design for all heavy-duty chipping applications. Please specify 0.580 hex or 0.680 round shank.

Model	Stroke	Bore	Blows Per Minute	Length	Weight	Air Inlet Thread	Rec'd Hose Size	Avg. Air Consumption
MP-3RVH MP-3RVR	3"	1-1/8"	2200	18"	15 lbs	3/8"	1/2"	31 cfm



Replacement Parts

1190-MPT1	Retainer
1194-2	Retainer Spring
1291-MPT2	QC Retainer



MP-W4R

Chipping Hammers - W-Style Threaded

When conventional tapered style retainer chippers fail prematurely, the acme thread style chipping hammers are put into service. The heavy-duty retainer mechanism has two sets of steel sleeves and a rubber bumper to disperse and absorb the blows of the chisel. W-style chippers use oval or round collar chisels. Please specify 0.580 hex or 0.680 round shank.

Model	Stroke	Bore	Blows Per Minute	Length	Weight	Air Inlet	Rec'd Hose Size	Avg. Air Consumption
MP-W3H MP-W3R	3"	1-1/8"	1725	18-1/4"	16.6 lbs	3/8"	1/2"	29 cfm
MP-W3R-HC	3"	1-1/8"	1725	18-1/4"	16.6 lbs	3/8"	1/2"	29 cfm
MP-W4H MP-W4R	4"	1-1/8"	1480	19-1/4"	17.5 lbs	3/8"	1/2"	29 cfm



Chipping Hammer Threaded Retainer & Parts



HHW1-300
Threaded
Retainer



HHW1-213
Lower
Washer




R00A2-103
O-Ring



24SR-207
Retainer
Spring



H3R-31
Upper
Washer



H3R-203
Rubber
Bumper



MP-CH2HST-LR

Core Knock-Out Tool

Designed to remove or rattle sand, shell cores or molds from castings. Equipped with anvil, retainer and mounting brackets. The brackets are designed to be welded into place. This unit does not extend. It does not incorporate a telescoping feature like other models on the market. It is fixed into one position.

Stroke	Bore	Blows Per Minute	Length	Weight	Air Inlet Thread	Rec'd Hose Size	Avg. Air Consumption
2"	1-1/8"	2300	13-1/4"	20 lbs	1/2"	1/2"	28 cfm

Replacement Parts

1190-MPT1 Retainer
1194-2 Retainer Spring



MP-3000C-U

Core Knock-Out Tool

Designed to remove or rattle sand, shell cores or molds from castings. Equipped with anvil, retainer and mounting brackets. The brackets are designed to be welded into place. This unit does not extend. It does not incorporate a telescoping feature like other models on the market. It is fixed into one position.

Stroke	Bore	Blows Per Minute	Length	Weight	Air Inlet Thread	Rec'd Hose Size	Avg. Air Consumption
3"	1-1/8"	1700	14"	21.75 lbs	3/8"	1/2"	22 cfm

Replacement Parts

300015 Retainer Sleeve
300014 Retainer Spring



4-Bolt Long Reach Chipping Hammers


Powerful tool for chipping, cleaning, removing paint, tile marble, roughening concrete and masonry. Designed for rugged use in any application. Please specify 0.580 hex or 0.680 round shank.



Model	Stroke	Bore	Blows Per Minute	Length	Weight	Air Inlet Thread	Rec'd Hose Size	Avg. Air Consumption
MP-CH2H-LR MP-CH2R-LR	2"	1-1/8"	2300	61-3/4"	26.2 lbs	1/2"	1/2"	28 cfm
MP-CH3H-LR MP-CH3R-LR	3"	1-1/8"	2100	63"	27.25 lbs	1/2"	1/2"	32 cfm
MP-CH4H-LR MP-CH4R-LR	4"	1-1/8"	1700	66-3/4"	28.2 lbs	1/2"	1/2"	36 cfm

Replacement Parts

F03805	Round Shank 5" Wide Chisel
G03805	Hex Shank 5" Wide Chisel
1190-MPT1	Retainer
1194-2	Retainer Spring
1291-MPT2	QC Retainer



Long Reach Chipping Hammers

Hits twice as hard as a regular floor scaler. Ideal for tile, paint, glue, resin, barnacle and heavy scale removal. Please specify 0.580 hex or 0.680 round shank.



Model	Stroke	Bore	Blows Per Minute	Length	Weight	Air Inlet Thread	Rec'd Hose Size	Avg. Air Consumption
MP-2200H-LR MP-2200R-LR	2"	1-1/8"	1900	54"	26.25 lbs	1/2"	1/2"	22 cfm
MP-3300H-LR MP-3300R-LR	3"	1-1/8"	1700	55"	27 lbs	3/8"	1/2"	23 cfm

Replacement Parts

F03805	Round Shank 5" Wide Chisel
G03805	Hex Shank 5" Wide Chisel
1190-MPT1	Retainer
1194-2	Retainer Spring
1291-MPT2	QC Retainer

Chipping Hammer - Chisel Points Steel

MPT supplies chisels that are manufactured from the finest alloys available. Designed for use with retainer type chipping hammers. Each chisel is hardened and tempered throughout to provide maximum strength and resistance to fatigue, then carefully inspected to meet rigid industry quality standards.

Oval Collar
0.680 Round ○



Oval Collar
0.580 Hex ◻



Round Collar
0.680 Round ○



Round Collar
0.580 Hex ◻



Blade Style

Type		Length	Oval Collar		Round Collar	
			Round Shank	Hex Shank	Round Shank	Hex Shank
Blank		9"	301	302	401	402
		12"	301-12	302-12	403	404
		18"	301-18	302-18	403-18	404-18
		24"	301-24	302-24	—	—
		36"	301-36	302-36	—	—
		48"	301-48	302-48	—	—
1" Flat Chisel		9"	303	304	405	406
		12"	303-12	304-12	407	408FC
		18"	303-18	304-18	407-18	408-18
		24"	303-24	304-24	407-24	408-24
		36"	303-36	304-36	407-36	408-36
		48"	303-48	304-48	407-48	408-48
Moil Point		9"	313MP	314MP	409	410
		12"	315	316	411MP	412MP
		18"	315-18	316-18	411-18	412-18
		24"	315-24	316-24	—	—
		36"	315-36	316-36	—	—
		48"	315-48	316-48	—	—
2" Wide Scaling Chisel		9"	323WC	324	423	424
		12"	323-12	324-12	423-12	424-12
		18"	323-18	324-18	423-18	424-18
		24"	323-24	324-24	423-24	424-24
		36"	323-36	324-36	423-36	424-36
		48"	323-48	324-48	423-48	424-48
2-1/2" Non-Sparking Chisel		9"	323-BC	—	—	—
3" Wide Scaling Chisel		9"	323-3	324-3	423-3	424-3
		12"	323-12-3	324-12-3	423-12-3	424-12-3
5" Wide Scaling Chisel		9"	F03805	G03805	F3805	G3805
Bushing Tool		9"	50100	50200BT	50300	50400

Longer lengths up to 144" are available. Round collar shank style chisels are also available. Please specify part number when ordering.

3-20

www.MichiganPneumatic.com



Chipping Hammer Retainers

MPT manufactures chipping hammer retainers from the highest quality carbonized and heat-treated steel.

Tool Model No.	OEM Part No. (Oval Collar)
Michigan Pneumatic CH Series (4 Bolt)	1190-MPT1
Michigan Pneumatic 100, 200, 300, 400 Series	1190-MPT1
Michigan Pneumatic 1100 - 4400 Series	1190-MPT1
Michigan Pneumatic 3RV Series	1190-MPT1
Michigan Pneumatic 4123 Series	1190-MPT1
Jet JCO Series	557911
Jet JCT 3600 Series	JCT3641-31
Champion Chisel AT-CH Series	CHR-1190SUL
Chicago Pneumatic 9363	TP124870
Chicago Pneumatic 4130	P107243
Chicago Pneumatic 9373	6152520210
Chicago Pneumatic 4125	P107243
Chicago Pneumatic 4123	P107243
Toku THA Series	T25119002
Toku TCH Series	T25119002
Sullair MCH Series	68722235/ 250012-525
Sullivan SCH Series	SI6128
Tex CH Series	1190-TPT1

1190-MPT1

Oval Collar Solid Retainer



1190R-MPT1

Round Collar Solid Retainer



1291-MPT2

Deluxe Quick Change Retainer



Accepts both oval and round collar

1194-2

Universal Lock Spring Retainer Spring



Tools listed use 1190R-MPT1 and 1291-MPT2 when using round collar chisels.

Tool Model No.	OEM Part No. (Oval Collar)
Michigan Pneumatic 2A, 3A, 4A Series	1190-IRC1
Michigan Pneumatic C30C Series	1190-IRC1
Ingersoll-Rand 2A1SA - 4A1SA Series	HH1-1190
Ingersoll-Rand 2DA1SA - 4DA1SA Series	HH1-1190
Ingersoll-Rand 100 - 400 Series	HH1-1190

1190-IRC1

Oval Collar Solid Retainer



1190R-IRC1

Round Collar Solid Retainer



1291-IRC2

Deluxe Quick Change Retainer



Accepts both oval and round collar

1194-2

Universal Lock Spring Retainer Spring



Tools listed use 1190-IRC1 and 1291-IRC2 when using round collar chisels.

Chipping Hammer Chisel Collars



Oval Collar

Round Collar

Call Today to Order • 800-521-8104

3-21

Chipping Hammer Retainers

MPT manufactures chipping hammer retainers from the highest quality carbonized and heat-treated steel.

Tool Model No.	OEM Part No. (Oval Collar)
Michigan Pneumatic 653 Series	1190-1.942
Michigan Pneumatic CH3(R/H)-QCB0R	1190-1.942
American Pneumatic 260 Series	7022
American Pneumatic 650 Series	7022
American Pneumatic APT M43 Series	7022
American Pneumatic APT M44 Series	7022

Tools listed use 1190R-1.942, 1291-1.942 or 18290 when using round collar chisels.

1190-1.942
Oval Collar Solid Retainer



1190R-1.942
Round Collar Solid Retainer



1291-1.942
Deluxe Quick Change Retainer



Accepts both oval and round collar

18290
Deluxe Quick Change Bolt On Retainer
No spring required



Accepts both oval and round collar

Tool Model No.	OEM Part No. (Oval Collar)
Michigan Pneumatic K2L Series	1190-1.655
Michigan Pneumatic K2LD Series	1190-1.655
Michigan Pneumatic M4BLT Series	1190-1.655
Ingersoll-Rand K2L Series	K2L-1190
Champion Chisel AT-CHMN Series	CHR-1190MN
Toku AA-OS Series	Y102298230

Tools listed use 1190R-1.655 and 1291-1.655 when using round collar chisels.

1190-1.655
Oval Collar Solid Retainer



1190R-1.655
Round Collar Solid Retainer



1291-1.655
Deluxe Quick Change Retainer



Accepts both oval and round collar

1194-2
Universal Lock Spring Retainer Spring



Chipping Hammer Chisel Collars



Oval Collar



Round Collar



Chipping Hammer Retainers - Thread Type

MPT manufactures chipping hammer retainers from the highest quality carbonized and heat-treated steel.

HHW1-300

Oval or Round Collar Threaded Retainer

Tool Model No.	OEM Part No.
Michigan Pneumatic W3 Series	HHW1-300
Ingersoll-Rand W1-W4 Series	HHW1-300



HHW1-300
Threaded Retainer

HHW1-A300

Threaded Retainer Complete and Wear Parts



HHW1-A300
Complete



HHW1-300
Threaded
Retainer



HHW1-213
Lower
Washer



R00A2-103
O-Ring



24SR-207
Retainer
Spring



H3R-31
Upper
Washer



H3R-203
Rubber
Bumper

Hitch Cutter Retainer

Designed for both oval and round chisels. Requires a 1199 rubber bumper and 1194-2 retainer spring.



1195-MPT1



1199



1194-2

Universal Lock Springs

1194-2

Heavy-Duty Wire Lock Spring

1194-5

Solid Urethane Lock Spring



1194-2



1194-5



Don't Forget Your Essential Air Tool Gear!

- High-Wear & Consumable Parts
- Air Tool Oil & In-Line Lubricators
- Air Hoses & Whip Hose Assemblies
- Portable FRL's & Moisture Separators
- Safety Lock Cables & Clips



Air Movers
(Page 17-5)



Portable FRL's
(Page 17-4)



Portable Moisture Separator
(Page 17-3)

Accessories
Pages 18-5 - 18-14

Whip Hoses

1/2" Lubricator Whip Hose Assemblies

Model	Assembly Components			Air Flow @ 70 PSI
	Fitting to Tool	Hose	Lubricator	
MP-2HW-HDS	3/8" MPT	1/2" ID x 6 ft	O-R w/CP Fitting	30 cfm
MP-3HW-HDS	1/2" MPT			
MP-4HW-HDS	L-1-E swivel (7/8"-24 thread)			
MP-4HW-0.500-HDS	L-3-E swivel (1/2" MPT)			



MP-4HW-0.500-HDS

1/2" Black Hydraulic Whip Hose Assemblies (300 psi)

Model	Assembly Components		
	Integral Swivel Fitting	Hose	Lubricator
2HW-HYD-OLF	3/8" MPT	1/2" ID x 6 ft	OL-F CP Fitting
3HW-HYD-OLF	1/2" MPT		



2HW-HYD-OLF

1/2" Yellow Wire Braided Whip Hose Assemblies (500 psi)

Model	Assembly Components		
	Swivel Fitting to Tool	Hose	Lubricator
2HW-Y500HDS-38-OLF	3/8" MPT	1/2" ID x 6 ft	OL-F w/CP Fitting
3HW-Y500HDS-12-OLF	1/2" MPT		
L-3-OLF-Y500HDS	L-3-E (1/2" MPT Swivel)		



L-3-OLF-Y500HDS

Industrial Grade Air Hoses - with Fittings

- Maximum pressures 200/250/300 psi
- Heavy-duty double strand
- High tensile rayon cord
- Tough neoprene
- Oil resistant



Model	Hose ID	Hose OD	Length	Max. PSI	Fittings
AH-5	3/4"	1-5/32"	50 ft	300 psi	CP Fittings

Other sizes also available. All air hoses are industrial grade construction.

Safety Lock Cables

Helps prevent injury due to broken hose connections. Spring-powered loops provide a firm grip on the hose. Bleed air pressure from hose before removing safety lock cable.



SLC1

Model	Cable Description (Dia x L)	Fits Hose OD
SLC1	1/8" x 20"	1/2" to 1-1/4"
SLC2	1/4" x 38"	1-1/2" to 3"

Air Tool Oil

A specially formulated high grade lubricating oil for all piston and rotary-type air tools. Lubricates and rustproofs for longer tool life.

OIL-080 – 4 Ounce (12 per case)

OIL-085 – 1 Quart (5 per case)

OIL-014 – 1 Gallon (4 per case)





Scalers & Scabblers

Call Today to Order • 800-521-8104



MP-1BL Scalars

The 1BL Series scalars are easy to handle, powerful tools widely used in welding, fabrication, ship building, petrochemical plants, and boiler manufacturing. Can also be used as a general purpose hammer for peening. Chisels easily changed with a quick release lever.



MP-1BL



MP-1BL-SBKHD



MP-P-1BL



MP-1BL-COKE OVEN



MP-1BLNS



MP-G-1BLNS

Replacement Parts

3MM19 3mm Flat 19 pc/set 7" long needles
3MM19S 3mm Flat 19 pc/set 5" long needles

Model	Grip	Stroke	Bore	Blows Per Minute	Length	Weight	Air Inlet Thread	Rec'd Hose Size	Avg. Air Consumption
MP-1BL	Straight	1-1/8"	1"	4600	10-1/4"	3.625 lbs	1/4"	3/8"	12 cfm
MP-1BL-SBKHD	Extended	1-1/8"	1"	4600	12-1/2"	4.5 lbs	1/2"	3/8"	12 cfm
MP-P-1BL	Push	1-1/8"	1"	4600	14-3/4"	3.75 lbs	1/4"	3/8"	12 cfm
MP-1BL-COKE OVEN	Push	1-1/8"	1"	4600	12-1/2"	4.5 lbs	1/2"	3/8"	12 cfm
MP-1BLNS	Straight	1-1/8"	1"	4600	17"	6.2 lbs	1/4"	3/8"	12 cfm
MP-G-1BL	Gooseneck	1-1/8"	1"	4600	11-1/2"	3.75 lbs	1/4"	3/8"	12 cfm
MP-G-1BLNS	Gooseneck	1-1/8"	1"	4600	14"	4 lbs	1/4"	3/8"	12 cfm

Takes Style 200



9121 Series

Lever Throttle Scaling Hammers

General purpose scalars and needle scalars. Economic, powerful tool widely used in a variety of industries for scaling, cleaning as well as surface preparation. Chisels are held firmly in place and cannot rotate. Chisels easily changed with a quick release lever.



HG-36137-SFTY
Safety Lever

Replacement Parts

3MM19 3mm Flat 19 pc/set 7" long needles

Takes Style 200



Model	Stroke	Bore	Blows Per Minute	Length	Weight	Air Inlet Thread	Rec'd Hose Size	Avg. Air Consumption
SG-9121	1-1/8"	1"	4600	10-1/4"	4.5 lbs	1/4"	3/8"	12 cfm
SG-9121NS	1-1/8"	1"	4600	17"	6.2 lbs	1/4"	3/8"	12 cfm



MP-182L Scalers

Ideal for removing weld spatter, rust, scale and debris from hard-to-reach surfaces. Useful in oil fields, fabrication shops, petrochemical plants and foundries. Chisels are held firmly in place and cannot rotate. To change chisel depress pin in collar and rotate collar.



MP-182L



MP-182G



MP-182L-SBKHD



MP-182LNS



MP-182P



MP-182K1

Replacement Parts

3MM19 3mm Flat 19 pc/set 7" long needles
3MM19S 3mm Flat 19 pc/set 5" long needles


Model	Grip	Stroke	Bore	Blows Per Minute	Length	Weight	Air Inlet Thread	Rec'd Hose Size	Avg. Air Consumption
MP-182L	Straight	1-1/16"	15/16"	4000	9"	4.0 lbs	1/4"	3/8"	13 cfm
MP-182G	Gooseneck	1-1/16"	15/16"	4000	9"	4.0 lbs	1/4"	3/8"	13 cfm
MP-182L-SBKHD	Extended	1-1/16"	15/16"	4000	8-1/2"	3.3 lbs	1/2"	3/8"	13 cfm
MP-182LNS	Straight	1-1/16"	15/16"	4000	17"	5.75 lbs	1/4"	3/8"	13 cfm
MP-182K1	Straight	1-1/16"	15/16"	4000	9"	4.0 lbs	1/4"	3/8"	13 cfm
MP-182P	Push	1-1/16"	15/16"	4000	11-1/4"	5.125 lbs	1/4"	3/8"	13 cfm
MP-182-COKE OVEN	Push	1-1/16"	15/16"	4000	11-1/4"	5.125 lbs	1/2"	3/8"	13 cfm

Takes Style 100



MP-25 Series Scaling Hammers

Popular scaler for its short length and light weight. Very powerful for its size. Ideal for use as a chisel gun for cutting metal, and scaling in fabrication shops, steel mills and foundries. Lever throttle offers easy, accurate control of chiseling action. Removes rust, paint or slag from metal surfaces.



MP-25



MP-25NS


Replacement Parts

3MM19 3mm Flat 19 pc/set 7" long needles

Model	Stroke	Bore	Blows Per Minute	Length	Weight	Air Inlet Thread	Rec'd Hose Size	Avg. Air Consumption
MP-25	7/8"	1"	4000	8-3/8"	3.75 lbs	1/4"	3/8"	4 cfm
MP-25NS	7/8"	1"	4000	16-3/8"	5.75 lbs	1/4"	3/8"	4 cfm

Takes Style 100





MP-311-GP

Stainless Steel Mini Scaler

Lightweight design for greater operator comfort and control. Excellent for trimming die casting flashing, paint and other barnacles, and other applications near salt water. Includes two chisels.

Includes two
chisels



311018

311017

Stroke	Blows Per Minute	Length	Weight	Air Inlet Thread	Rec'd Hose Size	Avg. Air Consumption
5/8"	10,000	8-3/4"	.66 lbs	1/4"	3/8"	0.8 cfm



MP-456L

MP-456LN

456 Series

Lever Throttle Scaling Hammers

Features a unique ball style chisel retainer. Rotate ball retainer to change chisels quickly on time-sensitive jobs. Ideal for removing weld spatter, rust, scale and debris from hard-to-reach surfaces. Useful in oil fields, fabrication shops, petrochemical plants and foundries.

Model	Stroke	Blows Per Minute	Bore	Length	Weight	Air Inlet Thread	Rec'd Hose Size	Avg. Air Consumption
MP-456L	1"	4300	15/16"	8-5/8"	3.0 lbs	1/4"	3/8"	12 cfm
MP-456LN	1"	4300	15/16"	15-3/8"	5.5 lbs	1/4"	3/8"	12 cfm
MP-456BL*	1"	4300	15/16"	8-5/8"	3.0 lbs	1/4"	3/8"	12 cfm
MP-456BLN*	1"	4300	15/16"	15-3/8"	5.5 lbs	1/4"	3/8"	12 cfm

Takes Style 100



Replacement Parts

3MM19

3mm Flat 19 pc/set
7" long needles

*Blower Throttle Lever, pull lever backwards and blow debris away.



Scalers

Features include smooth action throttling and comfortable grips. Easy to handle, powerful tools. Ideal for welding and fabrication shops, chipping stone, metal, concrete and brick as well as cleaning castings. Chisels and needles are held firmly in place.



MP-PG-1BL



MP-PG-1BLNS
VDEX Compatible
with GAZ-753-MPT



MP-2B
VDEX Compatible
with GAZ-752-MPT



MP-2B-PG
VDEX Compatible
with GAZ-752-MPT



MP-PG-182L



MP-PG-182LNS



MP-N24



MP-N28
VDEX Compatible
with GAZ-751-MPT

Model	Grip	Stroke	Blows Per Minute	Length	Weight	Air Inlet Thread	Rec'd Hose Size	Avg. Air Consumption
MP-PG-1BL	Pistol	1-1/2"	4800	14-3/4"	5.29 lbs	1/4"	3/8"	15 cfm
MP-PG-1BLNS	Pistol	1-1/2"	4800	18-1/4"	6.9 lbs	1/4"	3/8"	15 cfm
MP-2B	Straight	1-1/4"	3700	14-3/4"	6.17 lbs	1/4"	3/8"	10 cfm
MP-2B-PG	Pistol	1-1/4"	3700	13"	5.95 lbs	1/4"	3/8"	10 cfm
MP-PG-182L	Pistol	1-1/16"	4000	14-3/4"	5.5 lbs	1/4"	3/8"	13 cfm
MP-PG-182LNS	Pistol	1-1/16"	4000	18-3/4"	7.15 lbs	1/4"	3/8"	13 cfm
MP-N24	Offset	1-1/8"	4000	13-3/16"	6.17 lbs	3/8"	3/8"	7.8 cfm
MP-N28	Offset	1-1/8"	3500	13-3/4"	7.93 lbs	3/8"	3/8"	12 cfm

Dust Collection Guards



GAZ-751-MPT
for MP-N28



GAZ-752-MPT
for 2B Series




GAZ-753-MPT
for 1BLNS
(must use 5" needles)



Section 1

Call Today to Order • 800-521-8104



MP-5164-MINI Micro Needle Scaler

Very powerful for its size. This needle scaler is ideal for cleaning contoured surfaces in small, confined, and hard-to-reach areas. Removes rust, paint or slag from metal surfaces. Lever throttle offers easy, accurate control of descaling action. Used for scaling in auto shops, steel mills and foundries. Includes set of 12 pcs, 3mm needles.

Stroke	Bore	Blows Per Minute	Length	Weight	Air Inlet Thread	Rec'd Hose Size	Avg. Air Consumption
1-1/4"	3/4"	5500	11-3/8"	2.2 lbs	1/4"	3/8"	3 cfm




MP-106NS Needle Scaler

The small, compact design allows for easy operator maneuvering in hard-to-reach areas. Quick release needle holder makes changing needles on the jobsite simple. Includes extra set of 6 pcs, 3mm needles.

Stroke	Bore	Blows Per Minute	Length	Weight	Air Inlet Thread	Rec'd Hose Size	Avg. Air Consumption
3/4"	.63"	5500	11-3/4"	1.75 lbs	1/4"	3/8"	3.4 cfm

Replacement Needle Sets

Three types of needles including flat tip, pointed tip and chisel tip are available. Designed for scaling, removing welding slag, and barnacles. Ideal for heavy paint removal. Needles conform to any surface contour.



Bulk Needles

Part No	Description
2MM-BULK	2mm Flat 7" Long
3MM-BULK	3mm Flat 7" Long
3MMS-BULK	3mm Short 5" Long
3MMC-BULK	3mm Chisel 7" Long
3MMP-BULK	3mm Point 7" Long
4MM-BULK	4mm Flat 7" Long
4MMC-BULK	4mm Chisel 7" Long
4MMP-BULK	4mm Point 7" Long

Bulk needles sold separately. Bag quantity 100 pc.

Common Michigan Pneumatic Tool Needle Sets

Tool	Needle Set
MP-1BLNS	3MM19
MP-1BLNS Short	3MM19S
MP-182LNS	3MM19
MP-456LN	3MM19
MP-25NS	3MM19
MP-5164-MINI	3MM12
MP-106NS	3MM6
MP-2B Series	3MM19

Tool	Needle Set
MP-N24	3MM23
MP-N28	3MM28
JC-16	2MM29
JC-20	3MM12
JT-20	3MM12
JEX-24	3MM23
JEX-28	3MM28
EJC-32A	3MM15




Complete Needle Scaler Attachment and Replacement Parts



Model 1392 Needle Attachment

Replacement Parts Fit MP-1BL Series & Cleco

	Needle Tube	Spring	Needle Set	Needle Holder	Driver
MPT Part No	1370	1371	3MM19	375	373
Cleco Part No	834779	834044	834024	834046	834045




Model 1393 Needle Attachment

Replacement Parts Fit MP-182 Series & IR

	Needle Tube	Spring Seat	Spring	Needle Set	Needle Holder	Driver
MPT Part No	1380	NS11-A25	1381	3MM19	NS11-21	371
IR Part No	NS11-A24	NS11-25	NS11-27	NS11-22	NS11-21	NS11-20

Replacement Needle Sets

Three types of needles including flat tip, pointed tip and chisel tip are available. Designed for scaling, removing welding slag and barnacles. Ideal for heavy paint removal. Needles conform to any surface contour.



Needle Sets

Part No	Description
3MM19	3mm Flat 19 pc/set 7" Long
3MM19S	3mm Flat 19 pc/set 5" Long
3MM19C	3mm Chisel 19 pc/set 7" Long
3MM19-BC	3mm Flat 19 pc/set 7" Long Beryllium Copper
3MM19-BC-5	3mm Flat 19 pc/set 5" Long Beryllium Copper
3MM19-STAINLESS	3mm Flat 19 pc/set 7" Long Stainless Steel
3MM19P	3mm Point 19 pc/set 7" Long




Call Today to Order • 800-521-8104

4-7

MPT supplies chisels that are manufactured from the finest alloys available. Designed for use with retainer type chipping hammers. Each chisel is hardened and tempered throughout to provide maximum strength and resistance to fatigue, then carefully inspected to meet rigid industry quality standards.

Style 100

1/2" Quarter Octagon Stock



Designed for: MP-456,
CP456, IR-182, IR-172

Style 200

1/2" Square Stock



Designed for: MP-1BL, CP5356,
Cleco B1, IR-125, TPT B1

Type		Length	Style 100	Style 200
Blank Chisel		7"	395	391
		12"	395-12	391-12
		18"	395-18	391-18
Narrow Flat Chisel 3/4" Cut Width		7"	396	392
		12"	396-12	392-12
		18"	396-18	392-18
Wide Scaling Chisel 1-3/8" Cut Width		7"	397	393
		12"	397-12	393-12
		18"	397-18	393-18
Angle Scaling Chisel 1-3/8" Cut Width		7"	398	394
		12"	398-12	394-12
		18"	398-18	394-18
2" Scraper & 3" Scraper		7-1/2"	399	390
			399-3	390-3
Cape Chisel 5/16" Cut Width		7"	3226	3232
Diamond Point Chisel 1/4" Cut Width		7"	3224	3230
Round Hose Chisel 5/16" Cut Width		7"	3225	3231
Non-Sparking Chisel 2" Cut Width		8"	380-BC	390-BC

Please specify part number when ordering. Longer lengths and other blade styles also available.

Floor Scraping Chisel & Blades



3244

Floor Scraping Chisel

Without replaceable blade
8-5/8" L x 3-3/4" W of Cut



3242

Floor Scraping Blade Holder (only)

Accepts replaceable blades, has 2 bolt holes
8-5/8" L x 3-3/4" W



3285

Floor Scraping Blade (only)

Replaceable flex blade with nuts and bolts
9-3/4" L (total length when bolted to Part
No. 3242) x 3-3/4" W of Cut



3286

Floor Scraping Blade (only)

Replaceable flex blade with nuts and bolts
9-3/4" L (total length when bolted to Part
No. 3242) x 7-3/4" W of Cut



Chisels Not Included

Takes Style 200



MP-1SR-LR **Long Reach Scaler**

Easy to handle, powerful tool widely used as a general purpose long reach scaler. Ideal for tile, glue, resin, grease and paint removal.

Replacement Parts

HG-37412	Stopper
HG-37434	Stopper Spring
HG-37213	Cushion Seat
390-3	3" Wide Chisel

Stroke	Bore	Blows Per Minute	Length	Weight	Air Inlet Thread	Rec'd Hose Size	Avg. Air Consumption
1-1/8"	1"	4600	52"	14 lbs	1/2"	3/8"	12 cfm



Chisels Not Included

Takes Style 100



MP-182L-LR **Long Reach Scaler**

Easy to handle, powerful tool widely used as a general purpose long reach scaler. Ideal for tile, glue, resin, grease and paint removal.

Replacement Parts

399-3	Chisel
-------	--------

Stroke	Bore	Blows Per Minute	Length	Weight	Air Inlet Thread	Rec'd Hose Size	Avg. Air Consumption
1-1/16"	15/16"	4000	52"	14 lbs	1/2"	3/8"	13 cfm



MP-2LRCS **Long Reach Heavy-Duty Scaler**

Ideal for tile, glue, resin, grease and paint removal. Hits twice as hard as a 182 or 1BL scaler. Chisel included.

Stroke	Bore	Blows Per Minute	Length	Weight	Air Inlet Thread	Rec'd Hose Size	Avg. Air Consumption
2"	15/16"	3400	48" or 60"	14 lbs	1/2"	1/2"	12 cfm




Includes TX-20000
3" wide chisel

MP-308K

Long Reach Scaler Kit - 24", 48" or 60" Lengths

Scales or removes paint and tar from many types of surfaces. The wide chisel covers a larger surface area in less time. Sturdy construction ensures dependability and low maintenance. Breaks down quickly into a compact carrying case for easy transport between jobsites. Includes 2 extensions (11-3/4" and 19-1/2"), 4 Hex-Round-Hex style shank chisels (1-1/2", 2", 2-3/4", 4") and carrying case. Optional dead handles available.



Dead Handle
Options Available



308-DH
Straight Dead
Handle



308-OSDH
Offset Dead
Handle

Hex-Round-Hex Style Shank
Included in Kit



308K033-1
1-1/2"



308K033-2
2"



308K033-3
2-3/4"



308K033-4
4"



Use of handles can adjust
to 24", 48 or 60" length

Stroke	Bore	Blows Per Minute	Length	Weight	Air Inlet Thread	Rec'd Hose Size	Avg. Air Consumption
1-1/2"	1-1/8"	2400	24"/48"/60"	25.3 lbs	1/4"	3/8"	10 cfm



**S1****Single Piston Lever Scalers**


Designed for removing paint, rust and cement from steel. Compact design used in areas where the T3 will not fit. Equipped with hardened steel piston.

S1-COBALT Single Piston Lever Scaler w/Cobalt Piston**S1-CARBIDE** Single Piston Lever Scaler w/Carbide Piston**T3****Triple Piston Lever Scalers**

Triple piston scaler designed for roughing cement and removing rust and paint. Features rugged steel body and lever throttle. Equipped with hardened steel pistons.

T3-COBALT Triple Piston Lever Scaler w/Cobalt Pistons**T3-CARBIDE** Triple Piston Lever Scaler w/Carbide Pistons**T3-OSEH****Triple Piston Extended Handle Scaler**

Extended handle offers the operator better control and direction of the pistons when scarifying larger areas of concrete or rusted metal. Equipped with hardened steel pistons.

T3-OSEH-COBALT Triple Piston Ext Handle w/Cobalt Piston**T3-OSEH-CARBIDE** Triple Piston Ext Handle w/Carbide Piston**T3-EHDH****Triple Piston D-Handle Scalers**

Extended handle and ergonomic "D" handle on top for stability. The "D" handle offers the operator better control and direction of the pistons when scarifying larger areas of concrete or rusted metal. Equipped with hardened steel pistons. Ideal for roughing up concrete or removing paint and rust from larger areas on ships, barges, and storage vessels.

T3-EHDH-COBALT Triple Piston D-Handle Scaler w/Cobalt Pistons**T3-EHDH-CARBIDE** Triple Piston D-Handle Scaler w/Carbide Pistons**00146****Steel Piston**

Clean heavy scale, rust and paint from metal surfaces

**R145921****Carbide Tipped Piston**

Ideal for surfacing concrete

**1084145****Cobalt Steel Tip Piston**

Ideal for removing coatings from underground pipe. Reduces spark and/or low temp spark

Model	Stroke	Blows Per Minute	Piston Diameter	Height	Length	Weight	Air Inlet Thread	Rec'd Hose Size	Avg. Air Consumption
S1	13/16"	4000	7/8"	5-7/8"	9"	4.5 lbs	3/8"	1/2"	9 cfm
T3	13/16"	5200	7/8"	5-7/8"	11"	8.25 lbs	3/8"	1/2"	15 cfm
T3-OSEH	13/16"	5200	7/8"	10"	19"	9.5 lbs	3/8"	1/2"	15 cfm
T3-EHDH	13/16"	5200	7/8"	13-1/2"	19"	10 lbs	3/8"	1/2"	15 cfm

**Call Today to Order • 800-521-8104****4-11**



MP-903-3L

Triple Carbide Piston Scaler

Triple piston scaler, with carbide pistons, designed for cement as well as removing rust and paint. Designed for structural steel and boiler industries.



Replacement Part

903-3L-26 Head (Tungsten Carbide)



Stroke	Blows Per Minute	Piston Diameter	Height	Length	Weight	Air Inlet Thread	Rec'd Hose Size	Avg. Air Consumption
1"	2400	1"	5-7/8"	20-1/2"	8.8 lbs	3/8"	1/2"	11.5 cfm



OBC-EXC1-C

Single Piston Scaler w/Short Lever Handle

Single reciprocating piston delivers rapid blows to remove rust, scale and old paint. Compact design used in areas a triple piston scaler will not fit. Remove the OBC head and add a 20 ft. extension pipe to reach inside hot furnaces to remove scale from the furnace brick. No chisels required as the hammer piston acts as a chisel.

Includes

OBC-2 Piston



Stroke	Blows Per Minute	Piston Diameter	Height	Length	Weight	Air Inlet Thread	Rec'd Hose Size	Avg. Air Consumption
9/16"	3500	1-3/16"	4.5"	10"	4.9 lbs	3/8"	1/2"	14 cfm



MP-HS-1SC

Single Piston Heavy-Duty Scabbler

Single piston handheld scabbler with a carbide tipped piston. Designed for close quarter applications, vertical surfaces and other areas that standard scabblers cannot reach.

Replacement Part

810019 9-Point Scabbler Tip



Blows Per Minute	Piston Diameter	Height	Length	Weight	Air Inlet Thread	Rec'd Hose Size	Avg. Air Consumption
2000	2"	9-1/2"	8-1/2"	10 lbs	3/8"	1/2"	15 cfm



Rammers & Tampers

Call Today to Order • 800-521-8104



MP-00G-NN Sand Rammer

Lightweight, streamlined design for better control and reduced operator fatigue. Hard, rapid hitting performance ideal for refractory sand work. Additional rubber butts in 1-1/2" or 2-1/2" diameter and 3-1/4" steel butts available.

Butt Diameter	Taper	Bore	Stroke	Blows Per Minute	Length	Weight	Air Inlet Thread	Rec'd Hose Size	Avg. Air Consumption
1-3/4" Rubber	S	11/16"	2"	1600	11-3/4"	3.75 lbs	3/8"	3/8"	12 cfm



MP-0B Sand Rammer

Lightweight, rugged construction delivers fast hitting performance. Lower operator fatigue. Additional rubber butts in 1-3/4" to 5" diameter and steel butts available.

Butt Diameter	Taper	Bore	Stroke	Blows Per Minute	Length	Weight	Air Inlet Thread	Rec'd Hose Size	Avg. Air Consumption
2-3/8" Rubber	802	1"	2"	2500	16-1/2"	6.65 lbs	1/4"	3/8"	15 cfm



MP-BD2BA

MP-BD Series Sand Rammers

Most popular bench rammer manufactured. Power-to-weight ratio exceeds all others in its class. Additional rubber butts available in 1-3/4" to 5" diameter and steel butts available.

Model	Butt Diameter	Taper	Bore	Stroke	Blows Per Minute	Length	Weight	Air Inlet Thread	Rec'd Hose Size	Avg. Air Consumption
MP-BD2BA	2-3/8" Rubber	802	1"	2-1/2"	1725	16-1/4"	7.125 lbs	3/8"	1/2"	15 cfm
MP-BD1BA	2-3/8" Rubber	802	1"	4"	1240	20-1/4"	10 lbs	3/8"	1/2"	19 cfm



MP-130-BS Sand Rammer - with Butt Screw

Lightweight, durable design for better control and reduced operator fatigue. Unique double action seal protects tool from debris. Ideal for refractory sand work. Additional rubber butts available from 1-3/4" to 5" diameter and steel butts available.

Butt Diameter	Taper	Bore	Stroke	Blows Per Minute	Length	Weight	Air Inlet Thread	Rec'd Hose Size	Avg. Air Consumption
2-3/8"	801	1"	2-1/2"	870	21-1/2"	11.5 lbs	1/4"	3/8"	14 cfm



130SR-85
5/16"-18 Thread
Butt Screw



MP-B401MR



TX-00203
3/8"-24 Thread
Butt Screw

B401 Series

Corner Rammers - with Butt Screw

Strong and lightweight with a single reciprocating piston and grip ring throttle. Delivers a rapid compacting action which effectively rams refractory material and sand in hard-to-reach areas. Additional rubber butts also available in 1-3/4" to 3-1/4" diameter.

Model	Butt Diameter	Taper	Bore	Stroke	Blows Per Minute	Height	Length	Weight	Air Inlet Thread	Rec'd Air Hose	Avg. Air Consumption
MP-B401MR	2-3/8" Rubber	802	1-3/16"	9/16"	3500	3-5/16"	19-1/4"	4.6 lbs	3/8"	3/8"	14 cfm
MP-B401MR-1-1/2	1-1/2" Rubber	802	1-3/16"	9/16"	3500	3-5/16"	19-1/4"	4.6 lbs	3/8"	1/2"	14 cfm



OBC-B3

Corner Rammer - with Butt Screw

The small compact design is ideal for tight quarters and hard-to-reach areas. Quickly compacts refractory material. Includes 202-802SP 2-3/8" Rubber Butt. Additional rubber butts also available in 1-3/4" to 3-1/4" diameter.

Butt Diameter	Taper	Bore	Stroke	Blows Per Minute	Length	Weight	Air Inlet Thread	Rec'd Hose Size	Avg. Air Consumption
2-3/8" Rubber	802	1-3/16"	1"	6000	10"	5.5 lbs	3/8"	1/2"	20 cfm



TX-00203
3/8"-24 Thread
Butt Screw



MP-BD2BA-LR

Long Reach Rammer

Popular rammer with power-to-weight ratio exceeding others in its class. Identical to the original Master Power and Black & Decker tools. Additional rubber butts also available in 3-1/4" to 5" diameter.

Butt Diameter	Taper	Bore	Stroke	Blows Per Minute	Length	Weight	Air Inlet Thread	Rec'd Hose Size	Avg. Air Consumption
2-3/8" Rubber	802	1"	2-1/2"	1725	42-5/16"	16.25 lbs	1/2"	1/2"	15 cfm



MP-241C1M



MP-241A1M

MP-241 Series

Sand Rammers/Tampers

Easy to hold from a standing position. Perfect for compacting large molds. Additional rubber butts also available in 3-1/4" to 5" diameter.

Model	Butt Diameter	Taper	Bore	Stroke	Blows Per Minute	Length	Weight	Air Inlet Thread	Rec'd Air Hose	Avg. Air Consumption	Butt Screw
MP-241C1M	3-1/4" Rubber	803	1-5/16"	4"	1590	24"	16.0 lbs	3/8"	3/8"	29 cfm	TX-00203
MP-241A1M	3-1/4" Rubber	803	1-5/16"	4"	1590	52-1/2"	26.0 lbs	1/2"	1/2"	29 cfm	TX-00203

Rubber Rammer Butts

Made of the finest neoprene to ensure uniformity of bonding. Highly resistant to oil and wear. Please specify tool model number and size of butt when ordering. Solid aluminum, steel and rectangular butts available.



201
1-3/4" Dia.

Part No.	Taper
201-S	S
201-M	M
201-ML	ML
201-801	801
201-802	802
201-803	803



202
2-3/8" Dia.

Part No.	Taper
202-S	S
202-M	M
202-ML	ML
202-L	L
202-801	801
202-802	802
202-803	803



203
3-1/4" Dia.

Part No.	Taper
203-S	S
203-M	M
203-ML	ML
203-L	L
203-801	801
203-802	802
203-803	803



204
4" Dia.

Part No.	Taper
204-M	M
204-ML	ML
204-L	L
204-801	801
204-802	802
204-803	803



205
5" Dia.

Part No.	Taper
205-M	M
205-ML	ML
205-L	L
205-801	801
205-802	802
205-803	803

S Taper	M Taper	ML Taper	L Taper	801 Taper	802 Taper	803 Taper
MP-00G NPK B-00A JET 00, 00T	NPK B-0A JET 0, 0T, 1, 1T	MP-F1 NPK B-1A, F1	NPK F2 JET BB02	MP-130 IR 130, 140, 150 CP 4710, 4711	MP-0B, BD2BA, BD1BA Master Power 1BA, 2BA B&D 5200, 5205 Cleco 0B, 1B, 1F TX-70B, TX8-2, TX8-4	IR 24, 241 Master Power 1F, 2F Cleco # 4 Series B&D 5210, 5215

Specialty Rammer Butts with Screw Holes

Primarily used on MP-0B, BD2BA and BD1BA Series rammers with butt retainer screw. MPT is the only company that machines our piston to accommodate retainer bolt screws.

Rubber



201
1-3/4" Dia.

Part No.	Taper
201-801SP	801



202
2-3/8" Dia.

Part No.	Taper
202-802SP	802
202-803SP	803



203
3-1/4" Dia.

Part No.	Taper
203-802SP	802
203-803SP	803

Brass



202-802SP-BR
2-1/2" Dia. Brass

Part No.	Taper
202-802SP-BR	802

Nylon



202-802SP-NY
2-1/2" Dia. Nylon

Part No.	Taper
202-802SP-NY	802

Note: All of the above butts are drilled to accept TX-00203 butt retainer screw.

Butt Retaining Screws

Designed to retain 801, 802 and 803 series butts to the piston.



130SR-85



TX-00203

Butt Screw Part No.	Thread	Tool Model
130SR-85	5/16"-18	MP-130
TX-00203	3/8"-24	MP-0B, MP-BD1BA, MP-BD2BA, MP-241



Steel Rammer Butts



150-801
1-1/2" Steel
801 Taper



200-801-BS
2" Steel
801 Taper
Screw-Type



250-801-BS
2-1/2" Steel
801 Taper
Screw-Type



10SR-93
3/4" x 2" Steel
801 Taper

Part No.	Taper
150-801	801
200-801-BS	801
250-801-BS	801
10SR-93	801



200-802
2" Steel
802 Taper



200-802-BS
2" Steel
802 Taper
Screw-Type



300-802
3" Steel
802 Taper



300-802-SP
3" Steel
802 Taper
Screw-Type

Part No.	Taper
200-802	802
300-802	802
300-802-SP	802



300-803SP
3" Steel
803 Taper
Screw-Type



300-803
3" Steel
803 Taper
Screw-Type



241SR-3IN
3" Steel
803 Taper

Part No.	Taper
300-803SP	803
300-803	803
241SR-3IN	803
F53000D700-SPL	L

Aluminum Rammer Butts



275A-802
2-1/2" Aluminum
802 Taper



2009-SA802
2-1/2" Aluminum
802 Taper



241SR-3.0LP
3" Aluminum
803 Taper
Screw-Type



241SR-3.0-2.0
Domed Aluminum
803 Taper
Screw-Type

Part No.	Taper
275A-802	802
2009-SA802	802
241SR-3.0LP	803
241SR-3.0-2.0	803

Aluminum with Rubber Tip Butts



2010
2-3/8" Aluminum
with Rubber Tip



2515
3" Aluminum with
Rubber Tip



3525
3/4" x 2-3/8"
Aluminum with
Rubber Tip



4030
1" x 2-7/8"
Aluminum with
Rubber Tip

Part No.	Taper
2010-801	801
2010-802	802
2010-803	803

Part No.	Taper
2515-802	802
2515-803	803

Part No.	Taper
3525-S	S
3525-M	M
3525-ML	ML
3525-801	801
3525-802	802

Part No.	Taper
4030-M	M
4030-ML	ML
4030-802	802
4030-803	803

Butt Retaining Screws

Designed to retain 801, 802 and 803 series butts to the piston.



130SR-85



TX-00203

Part No.	Thread	Tool Model
130SR-85	5/16"-18	MP-130
TX-00203	3/8"-24	MP-0B, MP-BD1BA, MP-BD2BA, MP-241

Call Today to Order • 800-521-8104

5-5

Backfill Tampers

These backfill tampers represent the best in the industry. With hard-hitting power, these tools ensure dense compaction where support and erosion prevention is the priority. Suitable for compacting material in confined spaces, such as trenches, sewers, around poles and more. Steel kidney-shaped butt for firm tamping closely around poles is available. When equipped with rubber tamping butts, these tools are ideal for packing large molds in foundry applications.

See page 5-7 for T Taper butts available.

94558 Butt Screw



MP-6T



MP-7920



MP-341A1M

Model	Butt Diameter	Taper	Bore	Stroke	Blows Per Minute	Length	Weight	Air Inlet Thread	Rec'd Air Hose	Avg. Air Consumption	Butt Screw
MP-6T	5-3/4" Steel	T	1-1/2"	5-1/2"	750	49"	39.5 lbs	1/2"	1/2"	38 cfm	94558
MP-7920	5-3/4" Steel	T	1-1/2"	5-1/2"	800	44"	37.5 lbs	1/2"	1/2"	30 cfm	94558
MP-341A1M	5-3/4" Steel	T	1-5/8"	4"	1550	52"	35.0 lbs	1/2"	1/2"	29 cfm	94558


MP-441A1M

Extra Heavy-Duty Backfill Tamper

The 441 Series is for heavy compaction jobs. The 2" bore is the largest on the market today. Comes equipped with 6" steel butt.

Butt Diameter	Taper	Bore	Stroke	Blows Per Minute	Length	Weight	Air Inlet Thread	Rec'd Air Hose	Avg. Air Consumption	Butt Screw
5-3/4" Steel	805	2"	4"	1750	50"	47 lbs	1/2"	1/2"	36 cfm	94558

805 Taper Butts for MP-441A1M only



203-441
3-1/4" Rubber



3.00-441
3" Steel



44SR-M183-5-34
5-3/4" Steel



44SR-M183-AL
5-3/4" Aluminum



94558
Butt Screw





T Taper Backfill Tamper Butts

These butts primarily fit larger backfill tampers that could be used for multiple purposes. Ideal for foundry, refractory, pool, rammed earthhomes, steel drum and mining applications.

Rubber Butts



203-T
3-1/4" Dia.



F54000D700
3-1/2" Dia.



204-T
4" Dia.



205-T
5" Dia.

Steel Butts



34SR-2.750
2-3/4" Dia.
Screw-Type



34SR-ST183
3-3/8" Dia.
Screw-Type



34SR-ST183-DOMED
3-3/8" Dia.
Screw-Type



34SR-4.375
4-3/8" Dia.
Screw-Type



34ST-383
3" Dia.
Screw-Type



73206
5-3/4" Dia.
Screw-Type

Aluminum Butt



73206-AL
5-3/4" Dia.
Screw-Type

Pole Tamp Butt



5.250-M-78
Screw-Type

T Taper Butts also fit the following Brands and Model Nos.

Brand	Model
Atlas Copco	TEX-640
APT	131, 132
Chicago Pneumatic	CP-0035
Ingersoll Rand	34, 341, 792

Brand	Model
Sullivan Palatek	SBT-6
Texas Pneumatic	6TN
Thor	6T, 66T
TOKU	T6

Other Aluminum Butts



P089008
5" Aluminum
Fits: CP3T



P089006
Retaining Screw



P089050
6-1/4" Aluminum
Fits: CP4RV



P089045
Retaining Screw

Butt Retaining Screws

Designed to retain 801, 802 and 803 series butts to the piston.



130SR-85



TX-00203



34SR-85



94558

Butt Screw Part No.	Thread	Tool Model
130SR-85	5/16"-18	MP-130
TX-00203	3/8"-24	MP-OB, MP-BD1BA, MP-BD2BA, MP-241
34SR-85	3/8"-24	IR-34, IR-341, APT131
94558	1/2"-13	MP-341, MP-441, MP-6T, MP-7920, IR-441

Call Today to Order • 800-521-8104

5-7



MP-OBFR



MP-BD2BAFR



MP-BD1BAFR



MP-241C1MFR



MP-241A1MFR

Flat Rod Bench Rammers and Floor Rammers

Features special piston with flats and matching gland packing and bushing to prevent the piston from rotating. Ideal for packing sand around larger sand casting molds and patterns where damage could occur if the rammer butt comes in contact with the pattern equipment.

Model	Butt Diameter	Taper	Bore	Stroke	Blows Per Minute	Length	Weight	Air Inlet Thread	Rec'd Air Hose	Avg. Air Consumption	Butt Screw
MP-OBFR	3/4" x 2-3/8" Peen	802	1"	2"	2500	16-1/2"	6.65 lbs	1/4"	3/8"	15 cfm	
MP-BD2BAFR	1 x 2-7/8" Peen	802	1"	2-1/2"	1725	16-1/4"	7.125 lbs	3/8"	1/2"	15 cfm	
MP-BD1BAFR	1 x 2-7/8" Peen	802	1"	4"	1240	20-1/4"	10 lbs	3/8"	1/2"	19 cfm	
MP-241C1MFR	1-1/4 x 3" Peen	803	1-5/16"	4"	1590	24"	16.0 lbs	3/8"	3/8"	29 cfm	TX-00203
MP-241A1MFR	1-1/4 x 3" Peen	803	1-5/16"	4"	1590	52-1/2"	26.0 lbs	1/2"	1/2"	29 cfm	TX-00203


Flat Rod Butts



22-SR-93-34
Steel
802 Taper
7/8" x 3"



4029-SA-802
Aluminum
802 Taper
1" x 2-7/8"



241SR-1.25x3
Aluminum
803 Taper
1-1/4" x 3"
Drilled for
Butt Screw



241SR-3X3X1.5-STEEL
Steel
803 Taper
1-1/2" x 3"
Drilled for
Butt Screw



241SR-3x3x1.5
Aluminum
803 Taper
1-1/2" x 3"
Drilled for
Butt Screw

Butt Retaining Screw

Designed to retain 802 and 803 series butts to the piston.



TX-00203

Part No.	Thread	Tool Model
TX-00203	3/8"-24	MP-OB, MP-BD1BA, MP-BD2BA, MP-241



Throttle Handles

Throttle handles, also known as live handles, are designed to deliver air to a host of air tools. They can also be used to provide air to other devices. The throttle levers are self-closing for safety purposes.

1/2" NPT Inlet and 3/4" NPT Outlet

Designed for NPK tools

033

Steel Throttle/Live Handle



1/2" NPT Inlet and 3/4" NPT Outlet

Fits all rammers and tampers with pipes having 3/4" NPT male threads

24SR-A160

Brass Throttle/Live Handle



241SR-A160-SAFETY

Throttle/Live Handle with two-step safety lever



241SR-A160-E

Throttle/Live Handle



241SR-A160G-SAFETY

Throttle/Live Handle with two-step safety lever and guard



6500-N

Throttle/Live Handle
Toku Style



3/8" NPT Inlet and 1/2" NPT Outlet

R147915

Fits: S1 Series, T3 Series,
OBC-EXC1-C, MP-HS-1SC
scalars



Don't Forget Your Essential Air Tool Gear!

- High-Wear & Consumable Parts
- Air Tool Oil & In-Line Lubricators
- Air Hoses & Whip Hose Assemblies
- Portable FRL's & Moisture Separators
- Safety Lock Cables & Clips



Air Movers
(Page 17-5)



Portable FRL's
(Page 17-4)




Portable Moisture Separator
(Page 17-3)

Accessories
Pages 18-5 - 18-14

Whip Hoses

1/2" Lubricator Whip Hose Assemblies

Model	Assembly Components			Air Flow @ 70 PSI
	Fitting to Tool	Hose	Lubricator	
MP-2HW-HDS	3/8" MPT	1/2" ID x 6 ft	0-R w/CP Fitting	30 cfm
MP-3HW-HDS	1/2" MPT			



MP-3HW-HDS

1/2" Black Hydraulic Whip Hose Assemblies (300 psi)

Model	Assembly Components		
	Integral Swivel Fitting	Hose	Lubricator
2HW-HYD-OLF	3/8" MPT	1/2" ID x 6 ft	OL-F CP Fitting
3HW-HYD-OLF	1/2" MPT		



2HW-HYD-OLF

Industrial Grade Air Hoses - with Fittings

- Maximum pressures 200/250/300 psi
- Heavy-duty double strand
- High tensile rayon cord
- Tough neoprene
- Oil resistant



Model	Hose ID	Hose OD	Length	Max. PSI	Fittings
AH-5	3/4"	1-5/32"	50 ft	300 psi	CP Fittings

Other sizes also available. All air hoses are industrial grade construction.

Safety Lock Cables

Helps prevent injury due to broken hose connections. Spring-powered loops provide a firm grip on the hose. Bleed air pressure from hose before removing safety lock cable.



SLC1

Model	Cable Description (Dia x L)	Fits Hose OD
SLC1	1/8" x 20"	1/2" to 1-1/4"
SLC2	1/4" x 38"	1-1/2" to 3"

Air Tool Oil

A specially formulated high grade lubricating oil for all piston and rotary-type air tools. Lubricates and rustproofs for longer tool life.

- OIL-080** – 4 Ounce (12 per case)
- OIL-085** – 1 Quart (5 per case)
- OIL-014** – 1 Gallon (4 per case)





Aircraft Riveters & Air Hammers

One American female worker drives rivets into an aircraft while another sits in the cockpit on the U.S. home front during World War II. (Harold M. Lambert/Getty Images)

In memory of Rosalind P. Walter, the original Rosie the Riveter 1924-2020

Call Today to Order • 800-521-8104



MP-2XB-U-ST



MP-3X-ST



MP-5X-ST



MP-4XB-U-ST

Medium-Duty Rivet Hammers

These rivet hammers are among the most popular for aircraft riveting. Easily controlled, slow, heavy blows deliver just the right impact to form the rivet head without excessive work hardening of the rivet or stretching the

surrounding metal. Also handy for light chipping, scraping, metal cutting, peening and other hammering applications. All riveters are equipped with quick change and beehive retainer springs and feature removable front bushings.

Model	Grip	Shank Dia.	Dural Capacity	Steel Capacity	Bore & Stroke	Blows Per Minute	Length	Weight	Air Inlet Thread	Rec'd Hose	Avg. Air Consumption
MP-1X-ST MP-1XB-U-ST	Offset Button	0.401	5/32"	1/8"	9/16" x 1-3/8"	2850	4-1/2" 6-5/16"	2.2 lbs	1/4"	3/8"	10.6 cfm
MP-2X-ST MP-2XB-U-ST	Offset Button	0.401	1/8"	3/32"	1/2" x 2-1/4"	2580	6" 8"	2.7 lbs 2.0 lbs	1/4"	3/8"	4 cfm
MP-3X-ST MP-3XB-U	Offset Button	0.401	3/16"	5/32"	1/2" x 2-7/8"	2160	6-7/8" 8-5/8"	2.3 lbs 2.5 lbs	1/4"	3/8"	4 cfm
MP-4X-ST MP-4XB-U-ST	Offset Button	0.401	1/4"	3/16"	1/2" x 3-1/16"	1740	7-11/16" 9-5/8"	3.1 lbs 2.5 lbs	1/4"	3/8"	4 cfm
MP-5X-ST MP-5X-ST-401	Offset	0.498 0.401	1/4"	1/4"	3/4" x 2-11/16"	1600	8"	4.75 lbs	1/4"	3/8"	6 cfm
MP-7X-ST MP-7X-ST-401	Offset	0.498 0.401	3/8"	5/16"	3/4" x 5-13/16"	900	11"	5.7 lbs	1/4"	3/8"	6 cfm
MP-9X-ST MP-9X-ST-401	Offset	0.498 0.401	5/16"	1/4"	3/4" x 3-7/8"	1140	10"	5.1 lbs	1/4"	3/8"	6 cfm

Optional Handles



Offset



Button

Medium-Duty Rivet Hammer Kits

Kits Include: Specified tool, 4 piece rivet set, 1 flush set, brass regulator and retainer springs



MP-1X-ST-KIT



MP-2X-ST-KIT



MP-3X-ST-KIT



MP-4X-ST-KIT



MP-20X



MP-30XG



MP-70XG



MP-90X

Heavy-Duty Rivet Hammers

These rivet hammers are among the most popular for aircraft riveting. Easily controlled, slow, heavy blows deliver just the right impact to form the rivet head without excessive work hardening of the rivet or stretching the surrounding metal. Also handy for light chipping, scraping,

metal cutting, peening and other hammering applications. All riveters are equipped with quick change and beehive retainer springs and feature removable front bushings.

Note: 0.498 shank tools can be converted to 0.401 shank by installing HG-50215.401 special bushing.

Model	Grip	Shank Dia.	Dural Capacity	Steel Capacity	Bore & Stroke	Blows Per Minute	Length	Weight	Air Inlet Thread	Rec'd Hose	Avg. Air Consumption
MP-20X MP-20XG	Offset Pistol	0.401	1/8"	3/32"	1/2" x 2-1/4"	2580	6" 9-3/16"	2.7 lbs 3.88 lbs	1/4"	3/8"	4 cfm
MP-30X MP-30XG	Offset Pistol	0.401	3/16"	5/32"	1/2" x 2-7/8"	2160	7-5/16" 10-13/16"	2.3 lbs 4.0 lbs	1/4"	3/8"	4 cfm
MP-40X MP-40XG	Offset Pistol	0.401	1/4"	3/16"	1/2" x 3-1/16"	1740	8-5/16" 10-13/16"	2.75 lbs 4.5 lbs	1/4"	3/8"	4 cfm
MP-50X MP-50XG	Offset Pistol	0.498	1/4"	1/4"	3/4" x 2-11/16"	1600	8-15/16" 12-3/4"	4.75 lbs 7.0 lbs	1/4"	3/8"	6 cfm
MP-70X MP-70XG	Offset Pistol	0.498	3/8"	5/16"	3/4" x 5-13/16"	900	11-15/16" 14-1/2"	6.0 lbs 8.25 lbs	1/4"	3/8"	6 cfm
MP-90X MP-90XG	Offset Pistol	0.498	5/16"	1/4"	3/4" x 3-7/8"	1140	10" 13-3/8"	5.1 lbs 6.95 lbs	1/4"	3/8"	6 cfm

Optional Handles



Offset
(20, 30, 40)



Offset
(50, 70, 90)



Pistol
(Gooseneck)

Call Today to Order • 800-521-8104



701R-18A
Round



701R-18B
Flat

MP-701R-GP

Pin Riveter

Used for fine riveting applications, including rivets smaller than 1/16". Can also be used for seating press-fit drive studs, drive screws and spring pins. Includes 1 flat head and 1 round rivet set, suspension bail and beehive retainer.

Rivet Capacity	Stroke	Bore	Blows Per Minute	Length	Weight	Air Inlet Thread	Rec'd Hose Size	Avg. Air Consumption
1/16"	1-1/8"	3/8"	5400	6-3/4"	.88 lbs	1/4"	3/8"	3 cfm




MP-G43H

Pin Riveter

Used for fine riveting applications such as very small rivets, brads, tacks, and light peening and scaling applications. Can also be used for seating press-fit drive studs, drive screws and spring pins. Ideal for straightening shafts and broaches. Available with 3/8" hex shank sets only.

Rivet Capacity	Stroke	Bore	Blows Per Minute	Length	Weight	Air Inlet Thread	Rec'd Hose Size	Avg. Air Consumption
1/16"	1/2"	19/32"	9000	6"	.8125 lbs	1/4"	3/8"	0.8 cfm





One Shot Hammers

One shot hammer for delicate operations requiring lower power, including the insertion of pins, bushings, collar caps, oil seals, etc. Each lever pull delivers a single blow of precise power. The force of the hit can be regulated by adjusting the air pressure.

Replacement Parts

RH8023	Snap Rivet Retainer
RH8029	Snap Rivet
RH100Z-28	Snap Rivet Retainer
RH100Z-29	Snap Rivet Ring
PHT-0019	Anvil

Model	Power	Length	Weight	Air Inlet Thread	Rec'd Hose Size	Avg. Air Consumption
MP-RH25	0.23 kgf-m	8-3/8"	2.0 lbs	1/4"	3/8"	0.008 cf/stroke
MP-RH80	0.32 kgf-m	10"	2.86 lbs	1/4"	3/8"	0.023 cf/stroke
MP-RH90	0.60 kgf-m	12-7/8"	3.53 lbs	1/4"	3/8"	0.042 cf/stroke
MP-RH100Z	0.90 kgf-m	12-23/32"	4.63 lbs	1/4"	3/8"	0.053 cf/stroke
MP-RH200	1.18 kgf-m	13-1/2"	4.63 lbs	1/4"	3/8"	0.062 cf/stroke



MP-PRT20B

One Shot Hammer

Straight one shot hammer with quick change retainer designed to insert roll and spring pins with one blow. Features a bail type hanger and ball type retainer. Special chisels can be manufactured with different length ball grooves to increase the travel distance or throw of the chisel. Equipped with blank chisel.

Piston Stroke	Bore	Shank Diameter	Power	Length	Weight	Air Inlet Thread	Rec'd Hose Size	Avg. Air Consumption
3-1/4"	1"	3/8"	0.70 kgf-m	11-3/8"	3.85 lbs	1/4"	3/8"	0.025 cf/stroke



PHT-0019
Blank Chisel



MP-PHT10B

One Shot Hammer

Pistol one shot hammer with quick change retainer. Features a bail type hanger and ball type retainer. Special chisels can be manufactured with different length ball grooves to increase the travel distance or throw of the chisel. Equipped with blank chisel.

Piston Stroke	Bore	Shank Diameter	Power	Length	Weight	Air Inlet Thread	Rec'd Hose Size	Avg. Air Consumption
3-1/4"	1"	3/8"	0.70 kgf-m	9-3/4"	3.3 lbs	1/4"	3/8"	0.025 cf/stroke



PHT-0019
Blank Chisel

Call Today to Order • 800-521-8104



MP-5145-ST-KIT

MP-5145-ST

0.401 Shank Utility Air Hammer

Light-duty air hammer features cast aluminum handle for rugged applications, light chipping, casting and foundry applications. Aluminum handle provides light weight and long life.

Quick change retainer springs Part No. 897 included.

Kit includes

-  **908** – Muffler Cutter
-  **913** – Blank Chisel
-  **911** – Tapered Punch
-  **910** – Flat Chisel (3/4" w x 7" l)
-  **909** – Double Bladed Panel Cutter
-  **2N181** – Body Forming Tool

Stroke	Bore	Blows Per Minute	Length	Weight	Air Inlet Thread	Rec'd Hose Size	Avg. Air Consumption
2-5/8"	3/4"	3200	7-3/8"	3.5 lbs	1/4"	3/8"	4 cfm

MP-5145-ST-DELUXE-KIT includes 701QCZ Quick Change Retainer.



MP-1213R-GP-KIT

MP-1213R-GP

0.401 Shank Utility Air Hammer

Light-duty air hammer features cast aluminum handle for rugged applications, light chipping, casting and foundry applications. Aluminum handle provides light weight and long life.

Quick change retainer springs Part No. 897 included.

Kit includes

-  **908** – Muffler Cutter
-  **913** – Blank Chisel
-  **911** – Tapered Punch
-  **910** – Flat Chisel (3/4" w x 7" l)
-  **909** – Double Bladed Panel Cutter
-  **2N181** – Body Forming Tool

Stroke	Bore	Blows Per Minute	Length	Weight	Air Inlet Thread	Rec'd Hose Size	Avg. Air Consumption
2-3/4"	3/4"	3000	7-1/2"	2.7 lbs	1/4"	3/8"	7.8 cfm

MP-1213R-GP-DELUXE-KIT includes 701QCZ Quick Change Retainer.



MP-1224XR-KIT

MP-1224XR-GP

0.401 Shank Utility Air Hammer

Medium-duty air hammer features cast aluminum handle for rugged applications, light chipping, casting and foundry applications. Aluminum handle provides light weight and long life. Quick change retainer springs Part No. 897 included.

Kit includes

-  **908** – Muffler Cutter
-  **913** – Blank Chisel
-  **911** – Tapered Punch
-  **910** – Flat Chisel (3/4" w x 7" l)
-  **909** – Double Bladed Panel Cutter
-  **2N181** – Body Forming Tool

Stroke	Bore	Blows Per Minute	Length	Weight	Air Inlet Thread	Rec'd Hose Size	Avg. Air Consumption
3-3/4"	3/4"	2100	8-7/8"	4.4 lbs	1/4"	3/8"	8.2 cfm

MP-1224XR-GP-DELUXE-KIT includes 701QCZ Quick Change Retainer.









MP-121-GP-KIT

MP-121-GP

0.401 Shank Utility Air Hammer

Heavy-duty air hammer features cast aluminum handle for rugged applications, light chipping, casting and foundry applications. Aluminum handle provides light weight and long life. Quick change retainer springs Part No. 897 included.

Kit includes

	908 – Muffler Cutter
	913 – Blank Chisel
	911 – Tapered Punch
	910 – Flat Chisel (3/4" w x 7" l)
	909 – Double Bladed Panel Cutter
	2N181 – Body Forming Tool

MP-121-GP-DELUXE-KIT includes 701QCZ Quick Change Retainer.

Stroke	Bore	Blows Per Minute	Length	Weight	Air Inlet Thread	Rec'd Hose Size	Avg. Air Consumption
2-11/16"	3/4"	2800	6-5/8"	3.75 lbs	1/4"	3/8"	10 cfm



MP-3108LV-QC

0.401 Shank Air Hammer

Features shock and vibration dampening design to reduce operator fatigue. Direct multi-port front exhaust, and heavy-duty steel barrel and piston deliver harder blows and long tool life. Quick change G-118R retainer included.

Stroke	Bore	Blows Per Minute	Length	Weight	Air Inlet Thread	Rec'd Hose Size	Avg. Air Consumption
3"	3/4"	2500	9-1/4"	5.7 lbs	1/4"	3/8"	1.18 cfm



G-118R





MP-7801S-PIT

Straight Pittsburgh Seam Lock Hammer

Lightweight, ergonomic straight hammer helps to reduce operator fatigue. Ideal for sealing lock seams in duct work, tubes, doors, panels and other sheet metal fabrication applications.

Stroke	Bore	Blows Per Minute	Length	Weight	Air Inlet Thread	Rec'd Hose Size	Avg. Air Consumption
1-1/2"	1"	4600	13-3/8"	5.3 lbs	3/8"	1/4"	15 cfm



HG-36137-SFTY
Safety Lever



MP-1224XR-PIT

Pistol Pittsburgh Seam Lock Hammer

Lightweight, ergonomic pistol grip helps to reduce operator fatigue. Ideal for sealing lock seams in duct work, tubes, doors, panels and other sheet metal fabrication applications.

Stroke	Bore	Blows Per Minute	Length	Weight	Air Inlet Thread	Rec'd Hose Size	Avg. Air Consumption
2-3/4"	1"	3000	11-13/32"	5.3 lbs	1/4"	3/8"	7.8 cfm



MP-AH15-PHK

Palm Hammer Kit

Lightweight, push to start, palm-size air hammer replaces a variety of cumbersome hammers. Hammer actuates when the tip comes in contact with the material. Kit comes with all of the tips shown below.

Kit Includes:



AH15-PHK-4A
Super Soft Plastic



AH15-PHK-4B
Soft Plastic



AH15-PHK-4C
Medium Plastic



AH15-PHK-4D
Hard Plastic



AH15-PHK-4E
Aluminum

Blows Per Minute	Length	Weight	Air Inlet Thread	Rec'd Hose Size	Avg. Air Consumption
1000	3-9/16"	2.2 lbs	1/4"	3/8"	4 cfm



Planishing Hammer Parts

By popular demand, planishing hammer parts to retrofit to an original unit or to build a new hammer. Use the original style hammer mechanism that delivers 3000 blows per minute.

Complete Assemblies

Part No.	Description	Tool
P072340CP	Type 1 Short Cylinder Complete	CP-528, CP-522 & CP-529
P074365CP	Type 2 Long Cylinder Complete	CP-524-24 & CP-524-36



Type 1 Short Planishing Hammer Parts

Part No.	Description
P072340	Short Cylinder, Type 1
P072341	Backhead with Narrow Groove
P072342	Cylinder Coupling Sleeve
P072343	Cylinder Lock Spring
P072344	Cylinder Lock Pin (not shown)
P070805	Piston, Type 1
568-022BN70	O-Ring
568-028BN70	O-Ring (requires 3 pieces)
P070804	Return Spring (not included in assembly)
P070528EH	Exhaust Deflector (not included in assembly)

Type 2 Long Planishing Hammer Parts

Part No.	Description
P074365	Long Cylinder, Type 2
P074367	Backhead with Wide Groove
P072342	Cylinder Coupling Sleeve
P072343	Cylinder Lock Spring
P072344	Cylinder Lock Pin (not shown)
P074366	Piston, Type 2
568-022BN70	O-Ring
568-028BN70	O-Ring (requires 3 pieces)
P074368	Return Spring (not included in assembly)
P070528EH	Exhaust Deflector (not included in assembly)
P074363	Hammer Case (not included in assembly)

Planishing Hammer Dies

Form and shape light gauge sheet metal using the same industrial grade tools the professionals use. Our planishing hammer parts and accessories are designed to retrofit to an original planishing hammer or can be used to build a

new unit. The original style hammer mechanism delivers 3000 blows per minute to planish light gauge sheet metal shapes for automobile restoration and race car fabrication. Replacement dies manufactured from S-5 tool steel.

Polished Dies - Upper



Long stem upper die for some CP units

Special Lower Die



Polished Dies - Lower



Call Today to Order • 800-521-8104

6-9

0.401 Shank Rivet Sets

Straight Type

Part	"L"
SM10	3-1/2"
SM11	5-1/2"
SM12	7-1/2"
SM13	10-1/2"
SM14	13-1/2"
SM50	3-1/2"




Description	Rivet Diameter						SM50		
	1/16"	3/32"	1/8"	5/32"	3/16"	1/4"	1/4"	5/16"	3/8"
Round AN430	4302	4303	4304	4305	4306	4308	—	43010	43012
Flat AN442	4422	4423	4424	4425	4426	4428	—	44210	44212
Brazier AN455	4552	4553	4554	4555	4556	4558	4558	45510	45512
Mod. Brazier AN456	4562	4563	4564	4565	4566	4568	—	45610	45612
Universal AN470	4702	4703	4704	4705	4706	4708	—	47010	47012
Button AN435	4352	4353	4354	4355	4356	4358	—	43510	43512

For example, to order: 3-1/2" Long; 3/16" Flat, Specify: SM10-4426

0.498 Shank Rivet Sets

Part	"L"
SM30	3-1/2"
SM31	5-1/2"
SM32	7-1/2"
SM70	3-1/2"



Description	Rivet Diameter					SM70		
	3/32"	1/8"	5/32"	3/16"	1/4"	1/4"	5/16"	3/8"
Round AN430	4303	4304	4305	4306	4308	—	43010	43012
Flat AN442	4423	4424	4425	4426	4428	—	44210	44212
Brazier AN455	4553	4554	4555	4556	4558	4558	45510	45512
Mod. Brazier AN456	4563	4564	4565	4566	4568	—	45610	45612
Universal AN470	4703	4704	4705	4706	4708	—	47010	47012
Button AN435	4353	4354	4355	4356	4358	—	43510	43512

For example, to order: 3-1/2" Long; 5/32" Universal, Specify: SM30-4705

Flush Sets



0.401 Shank	0.498 Shank	Diameter	Length
SM90	—	1"	2-1/2"
SM91	SM101	1"	3"
SM92	SM102	1"	5-1/2"
SM93	—	1"	7-1/2"
SM94	SM104	1-1/4"	3"
SM95	—	1-1/4"	5-1/2"
SM96	SM106	1-1/2"	3-1/4"
SM97	SM107	1-3/4"	3-1/4"
SM98	SM108	1-1/8"	2-1/4"
SM99	—	1-1/4"	2-1/4"

Some rivet/flush sets may require a six-piece minimum order. Please call for availability.

Retainer Springs



Beehive



Quick Change

Style	Fits Most 0.401 Shank	Fits Most 0.498 Shank	Fits CP9311, CP9314, CP711 CP714, CP715	Fits AVC26, AVC10-13	Fits Cleco G4, G6, G8
Beehive	895	898	—	—	899
Quick Change	897	896	A046094	897-TW	—

701QCZ

Deluxe Quick Change Retainer

Fits most 0.401 shank automotive tools. Chisel retainer made from high strength steel installs on the tool, no need to thread on and off to change chisels.

Fits: MP-5145-ST, MP-1213R-GP, MP-1224XR-GP, and MP-121-GP.



Quick Change Safety Retainer

- Safe, fast and easy
- Industry's most popular chisel retainer

The retainer becomes a part of the tool and eliminates the expense and trouble of beehive and quick change springs. Accepts non-turn and turn type tools. Please specify make and model number of hammer when ordering.

0.401 Shank:

- 0111 Automotive quality
- 3300 Industrial quality

0.498 Shank:

- 3200 Industrial quality



3300-10


Part No.	Shank	Fits Tool
0111	0.401	Fits most Michigan Pneumatic models except MP-1010-F & MP-1020-F
3300-1	0.401	All American Pneumatic, Desouter & Superior, Ingersoll-Rand 121, 132, 772, AV10-12-13, Sioux 270-272
3300-9	0.401	Chicago Pneumatic 9311-9315, 711-715, 2X-4X, 4444, Cleco E3-E4-E15-E16, Craftsman 18800, All Dayton, Ingersoll-Rand 115, 116, 117, MP-2/3/4 and MP-20/30/40
3300-10	0.401	All Florida Pneumatic, Snap-On PH45-PH50
3300-U	0.401	Chicago Pneumatic 9311-9315, 711-715, Cleco E3-E4-E15-E16, Craftsman 18800, All Dayton, Ingersoll-Rand 115, 116, 117, Snap-On PH45-PH50, All Florida Pneumatic
3200-1	0.498	Ingersoll-Rand AVC-26
3200-3	0.498	Chicago Pneumatic 4447-717, 5X-9X, MP-5X-ST and MP-50/70/90X



Heavy-Duty Industrial Quality Chisels

For 0.401 & 0.498 Shank Riveting Hammers

For all air hammers, light riveting hammers, panel cutters and zip guns with 0.401 and 0.498 Parker taper shanks. Made of high grade alloy steel and heat treated for extremely durable service.



*Please specify size required.


Description	Specify Shank Size	0.401	0.498
7" Chisel Blank		913	963
7" Flat Chisel		910	960
11" Flat Chisel		910-11FC	960-12
18" Flat Chisel		910-18	—
Moil Point		940	2P21
1-1/2" Wide Chisel		910-1.50	960-1.50
Muffler Cutter		908	—
Arvin Muffler Cutter		501	—
Single Bladed Panel Cutter		923PC	—
Double Bladed Panel Cutter		909	959
Spot Weld Breaker		914	—

Description	Specify Shank Size	0.401	0.498
Tail Pipe Cutter		902TP	—
Scraper		905	955
Body Ripper		907	—
Tapered Punch		911	961
Angle Chisel		922	—
Tie Rod Tool		901TR	965TR
Bushing Remover		904	—
Bushing Cutter & Splitter		906	964
Shock Absorber		436	—
Body Forming Tool		2N181	—
Rivet & Bolt Cutter		912	962
Fork Chisel		903-1	968FC

Non-Sparking 0.401 Shank Chisels

Beryllium copper safety chisels used for scraping and cutting applications where flammable vapors or residues are present.

910-2-BC
Wide Chisel



909-BC
Panel Cutter



Call Today to Order • 800-521-8104

6-11

Needle Scaler Attachments

SA0204RNS-A for most standard 0.401 shank air hammers.

3MMX19 19pc Replacement Needle Set

NA-60 For standard 0.498 Shank Riveters.

3MMX12 12 pc Replacement Needle Set



Nail Driving Attachments

Ideal for dry dock, retaining wall, deck, fence and beam construction. Designed to increase production while reducing operator fatigue.

Model	Shank Diameter	Max Nail Head Diameter	Retainer Type	Length	Weight
P042448	0.498	9/16"	Double Spring	2-3/8"	1.13 lbs
SD60-149A		3/4"	Solid Steel w/Nylon Insert	2-3/8"	1.0 lb
P047810		7/8"	Double Spring	2-3/4"	1.25 lbs



P042448



SD60-149A



P047810

Don't Forget Your Essential Air Tool Gear!

- High-Wear & Consumable Parts
- Air Tool Oil & In-Line Lubricators
- Air Hoses & Whip Hose Assemblies
- Portable FRL's & Moisture Separators
- Safety Lock Cables & Clips

Accessories
Pages 18-5 - 18-14



Air Movers
(Page 17-5)



Portable FRL's
(Page 17-4)



Portable Moisture Separator
(Page 17-3)

360° Swivels

Bi-directional 360° rotation universal joint keeps air hoses straight and untwisted. Increases the maneuverability of air tools and decreases operator fatigue.

922A – 1/4" NPT (Aluminum) **933ST** – 3/8" NPT (Steel)

933A – 3/8" NPT (Aluminum) **944A** – 1/2" NPT (Alum/Steel)



6-12

Neoprene Swivel Pigtail Assemblies

With female fitting and male swivel.



Model	Hose Size ID	Length	Fittings
RP0418S RP0436S	1/4"	18" 36"	1/4" NPT
RP0618S RP0624S RP0636S	3/8"	18" 24" 36"	3/8" NPT

Mini Oilers

These oils thread securely on to the air inlet of the air tool, delivering oil to the tool each time the throttle is actuated.

Model	Material	Thread	Capacity
1414AL	Aluminum	1/4" x 1/4"	5cc
1414BR	Brass	1/4" x 1/4"	5cc
3838BR	Brass	3/8" x 3/8"	7.5cc



1414AL



1414BR



3838BR



Ratchets & Impact Wrenches

Herb Nab waits to change tires, with lug nuts ready in his teeth.
(Photo: ISC Archives via Getty Images)

Call Today to Order • 800-521-8104



MP-2760C-ST

1/4" Square Drive Power Ratchet

Versatility that combines speed with power. Uses include small engine repairs, water pumps, radiators and air conditioning units. Ideal for use in limited work areas. SH-0719RA 1/4" replacement ratchet head assembly available.

Drive	Max Torque	Length	Weight	Air Inlet Thread	Rec'd Hose Size	Avg. Air Consumption
1/4" Ball-Type	18 ft-lbs	6-5/16"	1.1 lb	1/4"	3/8"	3 cfm



MP-1632K-ST

Multi-Function "Mini" Ratchet and Driver Kit

Features a composite motor housing, invertible 1/4" sq. dr. to 3/8" sq. dr. anvil and replaceable 1/4" hex screwdriver insert with 5 popular size bits. Rear exhaust and a slim compact head design make for a lightweight, yet powerful, solution for the operator.



1/4" Sq. Dr.



3/8" Sq. Dr.



1/4" Hex Dr.



Drive	Max Torque	Length	Weight	Air Inlet Thread	Rec'd Hose Size	Avg. Air Consumption
1/4" and 3/8" Ball-Type, 1/4" Hex	30 ft-lbs	6-1/8"	1.1 lbs	1/4"	3/8"	4 cfm





MP-7131-ST

3/8" Square Drive Reversible Impact Ratchet

This ratchet features a dual hammer pin impact mechanism designed to deliver a smooth blow to the ratchet yoke. Ideal for small engines and restricted work areas.

Drive	Max Torque	Length	Weight	Air Inlet Thread	Rec'd Hose Size	Avg. Air Consumption
3/8" Ball-Type	90 ft-lbs	11"	2.82 lbs	1/4"	3/8"	4 cfm



MP-7132-ST

1/2" Square Drive Reversible Impact Ratchet

This ratchet features a dual hammer pin impact mechanism designed to deliver a smooth blow to the ratchet yoke. Ideal for small engines and restricted work areas.

Drive	Max Torque	Length	Weight	Air Inlet Thread	Rec'd Hose Size	Avg. Air Consumption
1/2" Ball-Type	90 ft-lbs	11"	2.82 lbs	1/4"	3/8"	4 cfm



MP-728-ST

3/8" Square Drive Reversible Ratchet

Versatility that combines speed with power. Uses include engine repairs, water pumps, radiators and air conditioning units. Ideal for use in limited work areas. SH-30RA 3/8" replacement ratchet head assembly available.

Drive	Max Torque	Length	Weight	Air Inlet Thread	Rec'd Hose Size	Avg. Air Consumption
3/8" Ball-Type	50 ft-lbs	10-3/8"	2.5 lbs	1/4"	3/8"	4 cfm



MP-1625-ST

1/2" Square Drive Reversible Ratchet

Versatility that combines speed with power. Uses include small engine repairs, water pumps, radiators and air conditioning units. Ideal for use in limited work areas. SH-735RA 1/2" replacement ratchet head assembly available.

Drive	Max Torque	Length	Weight	Air Inlet Thread	Rec'd Hose Size	Avg. Air Consumption
1/2" Ball-Type	90 ft-lbs	14-3/8"	4.4 lbs	1/4"	3/8"	5 cfm



MP-5287-H

1/4" Hex Drive Mini Impact Wrench

Super compact design. Twin hammer clutch mechanism provides durability and performance. Ideal for quick installation and removal of threaded fasteners. Excellent weight and balance to reduce operator fatigue. High torque output and a small size for demanding jobs in tight places.

Drive	Max Torque	Length	Weight	Air Inlet Thread	Rec'd Hose Size	Avg. Air Consumption
1/4" QC Hex	94 ft-lbs	4-5/16"	1.5 lbs	1/4"	3/8"	4 cfm



MP-135-ST

3/8" Square Drive Impact Wrench

Features a built-in regulator for positive speed and torque control and a friction ring retainer for quick socket changing. The single-handed through-bolt-action fwd/rev mechanism is easy to operate.

Drive	Max Torque	Length	Weight	Air Inlet Thread	Rec'd Hose Size	Avg. Air Consumption
3/8" Friction Ring	75 ft-lbs	5-5/16"	2 lbs	1/4"	3/8"	3 cfm



MP-212-PT

3/8" Square Drive Pin-Type Impact Wrench

Features a pin-type anvil to help ensure socket retention. Durable and lightweight with aluminum housing and high-torque jumbo hammer mechanism to ensure long life. Perfect for industrial applications, assembly lines, repair shops and garages—a technician's true best friend.

Drive	Max Torque	Length	Weight	Air Inlet Thread	Rec'd Hose Size	Avg. Air Consumption
3/8" Pin-Type	200 ft-lbs	5-1/2"	2.98 lbs	1/4"	3/8"	2.5 cfm



MP-720-ST

3/8" Square Drive Impact Wrench

Features a friction ring retainer for quick socket changing. This rugged, lightweight and compact impact is easily maneuvered in hard-to-access areas. Equipped with swivel air inlet, built-in regulator for increased control, and a rubber bumper clutch guard. The butterfly trigger allows for easy fwd/rev operation.

Drive	Max Torque	Length	Weight	Air Inlet Thread	Rec'd Hose Size	Avg. Air Consumption
3/8" Friction Ring	75 ft-lbs	5-7/8"	2 lbs	1/4"	3/8"	3 cfm



MP-1241P-ST

1240 Series

3/8" & 1/2" Square Drive Impact Wrenches

Features a friction ring anvil for quick socket changing and a twin hammer clutch for power and durability. Features single-handed push-button fwd/rev and built-in power regulator.

Model	Drive	Max Torque	Length	Weight	Air Inlet Thread	Rec'd Hose Size	Avg. Air Consumption
MP-1241P-ST	3/8" Friction Ring	430 ft-lbs	6"	2.6 lbs	1/4"	3/8"	4 cfm
MP-1243P-ST	1/2" Friction Ring	430 ft-lbs	6"	2.6 lbs	1/4"	3/8"	4 cfm



MP-7775

1/2" Square Drive Stubby Impact Wrench

Extremely compact design for access in tight or hard-to-reach areas. Features a lightweight composite motor housing, friction ring anvil and single-handed fwd/rev lever. Ideal for use in maintenance and repair shops and garages.

Drive	Max Torque	Max Torque Reverse	Length	Weight	Air Inlet Thread	Rec'd Hose Size	Avg. Air Consumption
1/2" Friction Ring	500 ft-lbs	940 ft-lbs	3-7/8"	2.5 lbs	1/4"	3/8"	5.8 cfm




MP-4311K-HT-KIT

1/2" Square Drive Stubby Impact Wrench Kit

Features a high torque output in a super compact design for access in confined or hard-to-reach areas. Aluminum housing and steel hammer case provide exceptional durability. Excellent weight and balance to reduce operator fatigue. A must for auto, diesel and aircraft mechanics. Kit includes case, five sockets (17, 19, 21, 22, and 24mm), 2" extension and air tool oil.

Drive	Max Torque	Length	Weight	Air Inlet Thread	Rec'd Hose Size	Avg. Air Consumption
1/2" Friction Ring	400 ft-lbs	5"	3 lbs	1/4"	3/8"	6 cfm



MP-4314

1/2" Square Drive Composite Impact Wrench

Features a lightweight, durable composite housing and aluminum hammer case. Single-handed push-button fwd/rev operation and friction ring anvil for easy socket changing. Ideal for mechanics in all industries.

Drive	Max Torque	Length	Weight	Air Inlet Thread	Rec'd Hose Size	Avg. Air Consumption
1/2" Friction Ring	820 ft-lbs	7-3/8"	4.21 lbs	1/4"	3/8"	4 cfm



VENOM SERIES IMPACTS

MPT "Venom Series" Impact Wrenches

The latest addition to the MPT product line. Venom Impact Wrenches features: lightweight composite handles, durable aluminum housings, twin and jumbo hammer impact clutches, and convenient one-hand fwd/rev mechanisms. Muffled exhaust system for quiet operation and operator comfort. Ideal for professional mechanics, assembly, dismantling, industrial applications, rental, petrochemical and heavy industry applications.



MP-2142QR



MP-1437RA



MP-1350RA



MP-1450RA

Model	Style	Drive	Max Torque	Length	Weight	Air Inlet Thread	Rec'd Hose Size	Avg. Air Consumption
MP-2142QR	Pistol	3/8" Friction Ring	400 ft-lbs	6"	2.69 lbs	1/4"	3/8"	5.9 cfm
MP-1437RA	Angle	3/8" Friction Ring	180 ft-lbs	13-3/8"	3.9 lbs	1/4"	3/8"	5.0 cfm
MP-1350RA	Angle	1/2" Friction Ring	300 ft-lbs	9-3/4"	3.0 lbs	1/4"	3/8"	4.2 cfm
MP-1450RA	Angle	1/2" Friction Ring	180 ft-lbs	13-3/8"	3.9 lbs	1/4"	3/8"	5.0 cfm





MPT "Venom Series" Impact Wrenches

MPT Venom Impacts are available in 3/8", 1/2", 3/4" and 1" anvil configurations, as well as some pin-type and extended anvils.



MP-2144QR



MP-2144QR-P



MP-2144QR-2



MP-2146QR



MP-2148QR



MP-2146QR-6

COMING
SOON



MP-2158D

Model	Style	Drive	Max Torque	Length	Weight	Air Inlet Thread	Rec'd Hose Size	Avg. Air Consumption
MP-2144QR	Pistol	1/2" Friction Ring	900 ft-lbs	7-3/4"	5.0 lbs	1/4"	3/8"	6.7 cfm
MP-2144QR-P	Pistol	1/2" Pin-Type	900 ft-lbs	7-3/4"	5.0 lbs	1/4"	3/8"	6.7 cfm
MP-2144QR-2	Pistol	1/2" Friction Ring with 2" Extension	900 ft-lbs	9-3/4"	5.0 lbs	1/4"	3/8"	6.7 cfm
MP-2146QR	Pistol	3/4" Dual Retainer	1300 ft-lbs	8-11/16"	8.2 lbs	3/8"	1/2"	7.3 cfm
MP-2146QR-6	Pistol	3/4" Dual Retainer with 6" Extension	1300 ft-lbs	14-11/16"	9.0 lbs	3/8"	1/2"	7.3 cfm
MP-2158D	Straight	3/4" Dual Retainer	1600 ft-lbs	12-1/2"	12.57 lbs	1/2"	3/4"	8.7 cfm
MP-2148QR	Pistol	1" Dual Retainer	1400 ft-lbs	8-7/8"	8.42 lbs	3/8"	1/2"	7.3 cfm

Call Today to Order • 800-521-8104

7-7



MP-1700

1700 Series

1/2" Square Drive Impact Wrenches

Features a powerful twin hammer clutch, a pressure-fed lubrication system, durable steel hammer case, two-piece aluminum motor housing for easy maintenance, integrated muffler for low noise, and direct drive for fast run down.



MP-1700PA
Pin-Type



MP-1700P2
2" Extension

Model	Drive	Max Torque	Length	Weight	Air Inlet Thread	Rec'd Hose Size	Avg. Air Consumption
MP-1700	1/2" Friction Ring	37-370 ft-lbs	7"	5.3 lbs	1/4"	3/8"	6 cfm
MP-1700PA	1/2" Pin-Type	37-370 ft-lbs	7"	5.3 lbs	1/4"	3/8"	6 cfm
MP-1700P2	1/2" Friction Ring with 2" Extension	37-370 ft-lbs	9"	5.6 lbs	1/4"	3/8"	6 cfm



MP-2315-HE

2315 Series

1/2" Square Drive Impact Wrenches

Features ergonomic rubber grip. The durable twin hammer clutch offers long, dependable service. Ideal for general maintenance and repair operations.



MP-2315-HE-716
7/16" Quick Change



MP-2315-HE-2
2" Extension

Model	Drive	Max Torque	Length	Weight	Air Inlet Thread	Rec'd Hose Size	Avg. Air Consumption
MP-2315-HE	1/2" Friction Ring	680 ft-lbs	7-1/4"	5.8 lbs	1/4"	3/8"	4.2 cfm
MP-2315-HE-2	1/2" Friction Ring with 2" Extension	680 ft-lbs	9-1/4"	6.1 lbs	1/4"	3/8"	4.2 cfm
MP-2315-HE-716	7/16" QC Hex	680 ft-lbs	7-1/2"	6.2 lbs	1/4"	3/8"	4.2 cfm



500SS

500SS

1/2" Square Drive Stainless Steel Impact Wrenches

Offers one of the industry's highest power-to-weight ratios. Features a stainless steel hammer case, cylinder, inlet bushings, throttle components and a twin hammer design for increased durability. Constructed with non-corrosive materials for prolonged field life.



500SS-P
Pin-Type



500SS-2
2" Extension

Model	Drive	Max Torque Forward	Max Torque Reverse	Length	Weight	Air Inlet Thread	Rec'd Hose Size	Avg. Air Consumption
500SS	1/2" Friction Ring	700 ft-lbs	700 ft-lbs	7-1/2"	6.2 lbs	1/4"	3/8"	22 cfm
500SS-P	1/2" Pin-Type	700 ft-lbs	700 ft-lbs	7-1/2"	6.2 lbs	1/4"	3/8"	22 cfm
500SS-2	1/2" Friction Ring with 2" Extension	700 ft-lbs	700 ft-lbs	9-1/2"	6.4 lbs	1/4"	3/8"	22 cfm





750SS



750SS
3/4" Impact Wrench



751SS
1" Impact Wrench



754SS
#4 Spline Drive
Impact Wrench

750 Series

Stainless Steel Impact Wrenches

The 750SS Series Impact offers the highest power-to-weight ratio in a 3/4" impact. Featuring stainless steel hammer case and throttle components for use in corrosive environments. The inevitable water and debris that is found in compressed air systems is no match for the stainless steel throttle parts and motor design. The combination of the bronze end plates and stainless steel cylinder prevents the 750SS series tools from becoming seized after sitting for a nominal period of time with condensation in the motor chamber. The dual retainer design on the 3/4" square and 1" square drive anvils provides the operator with socket retainer options. The twin hammer design, in conjunction with tight motor tolerances, delivers extreme torque. Made in the USA.



750SS-DH
Optional Dead Handle



750SS-HGR
Optional Hanger



Model	Drive	Max Torque Forward	Max Torque Reverse	Length	Weight	Air Inlet Thread	Rec'd Hose Size	Avg. Air Consumption
750SS	3/4" Dual Retainer	1800 ft-lbs	2000 ft-lbs	9"	13.5 lbs	3/8"	1/2"	58 cfm
751SS	1" Dual Retainer	1800 ft-lbs	2000 ft-lbs	9"	13.5 lbs	3/8"	1/2"	58 cfm
754SS	#4 Spline	1800 ft-lbs	2000 ft-lbs	9"	13.5 lbs	3/8"	1/2"	58 cfm



MP-2660



MP-2660-6

2660 Series

3/4" Square Drive Impact Wrenches

Features friction ring and through-hole dual socket retention, and an optional 3-position bail attachment. The durable steel hammer case and aluminum body make it ideal for the harsh rental, heavy industrial and petrochemical industries. The MP-2660-6 has a 6" extended anvil. 2660-HGR 3-Position Bail/Hanger also available.

Model	Drive	Max Torque	Length	Weight	Air Inlet Thread	Rec'd Hose Size	Avg. Air Consumption
MP-2660	3/4" Dual Retainer	1100 ft-lbs	9"	9.5 lbs	3/8"	1/2"	14-38 cfm
MP-2660-6	3/4" Dual Retainer with 6" Extension	1100 ft-lbs	15"	10.5 lbs	3/8"	1/2"	14-38 cfm



2660-HGR
Optional
Hanger



MP-2006-ST

3/4" Square Drive Impact Wrench

Features a friction ring anvil for quick socket changing and a twin hammer design built for power and durability. The balanced design, comfortable grip handle, and low noise combine to reduce operator fatigue. Features a three position power regulator built-in.

Drive	Max Torque	Length	Weight	Air Inlet Thread	Rec'd Hose Size	Avg. Air Consumption
3/4" Friction Ring	950 ft-lbs	8-1/2"	11.2 lbs	3/8"	1/2"	6 cfm



MP-6060

6060 Series

3/4" & 1" Square Drive Impact Wrenches

Features a durable two jaw clutch for a higher power-to-weight ratio, a pressure-fed clutch lubrication system, two-piece aluminum motor housing for easy maintenance, integrated muffler for low noise, and direct drive for fast run down. Model MP-6060-FR with a 3/4" friction ring anvil also available.

Model	Drive	Max Torque	Length	Weight	Air Inlet Thread	Rec'd Hose Size	Avg. Air Consumption
MP-6060	3/4" Through-Hole	1000 ft-lbs	8-5/8"	11.6 lbs	3/8"	1/2"	35 cfm
MP-6060-1	1" Through-Hole	1100 ft-lbs	8-7/8"	11.6 lbs	3/8"	1/2"	35 cfm



MP-5447P-ST

1" Square Drive Impact Wrench

Features a powerful twin hammer clutch, lightweight composite motor housing, and durable aluminum hammer case. The handle exhaust results in low operation noise, and the push-button fwd/rev control makes it easy to operate. Ideal for industrial maintenance shops and heavy vehicle maintenance and repair.

Drive	Max Torque	Length	Weight	Air Inlet Thread	Rec'd Hose Size	Avg. Air Consumption
1" Dual Retainer	1500 ft-lbs	8-13/16"	7.5 lbs	3/8"	1/2"	7 cfm



MP-2880

1" Square Drive Impact Wrench

Offers power and convenience at an affordable price. This heavy-duty, hard-hitting, pistol grip impact is perfect for bridge work, truck and tire repair, as well as large capacity general maintenance. Features a 1" square drive anvil with friction ring and through-hole dual socket retention.

Drive	Max Torque	Length	Weight	Air Inlet Thread	Rec'd Hose Size	Avg. Air Consumption
1" Dual Retainer	1200 ft-lbs	10-1/2"	12.5 lbs	3/8"	1/2"	47 cfm



MP-4740-ST-A

1" Square Drive Impact Wrench

Features friction ring and through-hole dual socket retention. Heavy-duty design with a powerful twin hammer clutch. Ideal for tractor trailer and heavy equipment maintenance and repair.

Drive	Max Torque	Length	Weight	Air Inlet Thread	Rec'd Hose Size	Avg. Air Consumption
1" Dual Retainer	1800 ft-lbs	9-3/4"	13.9 lbs	1/2"	1/2"	10 cfm

Whip Hoses

1/2" Lubricator Whip Hose Assemblies

Model	Assembly Components			Air Flow @ 70 PSI
	Fitting to Tool	Hose	Lubricator	
MP-2HW-HDS	3/8" MPT	1/2" ID x 6 ft	0-R w/CP Fitting	30 cfm
MP-3HW-HDS	1/2" MPT			

1/2" Black Hydraulic Whip Hose Assemblies (300 psi)

Model	Assembly Components		
	Integral Swivel Fitting	Hose	Lubricator
2HW-HYD-OLF	3/8" MPT	1/2" ID x 6 ft	OL-F CP Fitting
3HW-HYD-OLF	1/2" MPT		



MP-3HW-HDS



2HW-HYD-OLF

Industrial Grade Air Hoses - with Fittings

- Maximum pressures 200/250/300 psi
- Heavy-duty double strand
- High tensile rayon cord
- Tough neoprene
- Oil resistant



Model	Hose ID	Hose OD	Length	Max. PSI	Fittings
AH-5	3/4"	1-5/32"	50 ft	300 psi	CP Fittings

Other sizes also available. All air hoses are industrial grade construction.

Air Tool Oil

A specially formulated high grade lubricating oil for all piston and rotary-type air tools. Lubricates and rustproofs for longer tool life.

OIL-080 – 4 Ounce (12 per case)

OIL-085 – 1 Quart (5 per case)

OIL-014 – 1 Gallon (4 per case)



6100 Series

1" Square Drive Impact Wrenches

Features a through-hole anvil for positive socket retention and brass end plates for longer tool life. Ideal for demanding applications and heavy assembly work. Efficient, heavy-duty clutch provides fast run down and high torque output.



MP-6100



MP-6100TA



#5 Spline



MP-6100I
Inside Trigger



6" Extension

Model	Drive	Handle Type	Max Torque	Length	Weight	Air Inlet Thread	Rec'd Hose Size	Avg. Air Consumption
MP-6100	1" Through-Hole	Outside Trigger	1440 ft-lbs	14-1/2"	20 lbs	1/2"	1/2"	17.7 cfm
MP-6100I	1" Through-Hole	Inside Trigger	1440 ft-lbs	14-1/2"	20 lbs	1/2"	1/2"	17.7 cfm
MP-6100-5SPLN	#5 Spline	Outside Trigger	1440 ft-lbs	14-1/2"	20 lbs	1/2"	1/2"	17.7 cfm
MP-6100I-5SPLN	#5 Spline	Inside Trigger	1440 ft-lbs	14-1/2"	20 lbs	1/2"	1/2"	17.7 cfm
MP-6100TA	1" Through-Hole	Outside Trigger	1400 ft-lbs	16-11/16"	23.5 lbs	1/2"	1/2"	17.7 cfm
MP-6100TA-5SPLN	#5 Spline	Outside Trigger	1400 ft-lbs	17-1/16"	23.7 lbs	1/2"	1/2"	17.7 cfm
MP-6100G6	1" Through-Hole with 6" Extension	Outside Trigger	1440 ft-lbs	20"	23 lbs	1/2"	1/2"	17.7 cfm
MP-6100I6	1" Through-Hole with 6" Extension	Inside Trigger	1440 ft-lbs	20"	23 lbs	1/2"	1/2"	17.7 cfm
MP-6100TA6	1" Through-Hole with 6" Extension	Outside Trigger	1400 ft-lbs	22"	24 lbs	1/2"	1/2"	17.7 cfm

Don't Forget Your Essential Air Tool Gear!

- High-Wear & Consumable Parts
- Air Tool Oil & In-Line Lubricators
- Air Hoses & Whip Hose Assemblies
- Portable FRL's & Moisture Separators
- Safety Lock Cables & Clips



Air Movers
(Page 17-5)



Portable FRL's
(Page 17-4)



Portable Moisture Separator
(Page 17-3)



MP-2934B2



MP-2940B2




MP-2950B7

2900 Series

Heavy-Duty Square Drive Impact Wrenches

Features a twin hammer clutch mechanism for high power-to-weight ratio, a pressure-fed clutch lubrication system, two-piece motor housing for easy maintenance, a built-in muffler for low noise, and direct drive for fast run down.



MP-2934B9

Part No. 2934A90
Angle Attachment Assembly

Part No. 2934-A827
Hammer Case Assembly



Optional #5 Spline Anvil



Optional Outside Trigger

Model	Drive	Handle Type	Max Torque	Length	Weight	Air Inlet Thread	Rec'd Hose Size	Avg. Air Consumption
MP-2934B9	1" Through-Hole	Inside Trigger	750 ft-lbs	18-5/8"	35.75 lbs	1/2"	3/4"	47 cfm
MP-2934B1	#5 Spline	Inside Trigger	1500 ft-lbs	11-1/4"	19 lbs	1/2"	3/4"	47 cfm
MP-2934B2	1" Through-Hole	Inside Trigger	1500 ft-lbs	11-1/4"	19 lbs	1/2"	3/4"	47 cfm
MP-2934A1	#5 Spline	Outside Trigger	1500 ft-lbs	11-1/4"	19 lbs	1/2"	3/4"	47 cfm
MP-2934A2	1" Through-Hole	Outside Trigger	1500 ft-lbs	11-1/4"	19 lbs	1/2"	3/4"	47 cfm
MP-2940B1	#5 Spline	Inside Trigger	2000 ft-lbs	12-13/32"	24 lbs	1/2"	3/4"	58 cfm
MP-2940B2	1" Through-Hole	Inside Trigger	2000 ft-lbs	12-13/32"	24 lbs	1/2"	3/4"	58 cfm
MP-2940A1	#5 Spline	Outside Trigger	2000 ft-lbs	12-13/32"	24 lbs	1/2"	3/4"	58 cfm
MP-2940A2	1" Through-Hole	Outside Trigger	2000 ft-lbs	12-13/32"	24 lbs	1/2"	3/4"	58 cfm
MP-2942B1	#5 Spline	Inside Trigger	2700 ft-lbs	12-1/4"	24 lbs	1/2"	3/4"	58 cfm
MP-2942B2	1" Through-Hole	Inside Trigger	2700 ft-lbs	12-1/4"	24 lbs	1/2"	3/4"	58 cfm
MP-2950B1	#5 Spline	Inside Trigger	3000 ft-lbs	14-1/2"	33 lbs	1/2"	3/4"	70 cfm
MP-2950B7	1-1/2" Through-Hole	Inside Trigger	3000 ft-lbs	14-1/2"	33 lbs	1/2"	3/4"	70 cfm
MP-2950A1	#5 Spline	Outside Trigger	3000 ft-lbs	14-1/2"	33 lbs	1/2"	3/4"	70 cfm
MP-2950A7	1-1/2" Through-Hole	Outside Trigger	3000 ft-lbs	14-1/2"	33 lbs	1/2"	3/4"	70 cfm



4920B3



Optional #5 Spline Anvil



Optional Outside Trigger

4920 Series

Mini Square Drive Impact Wrenches

The 4900 Series of Super-Duty Impacts are engineered and built to withstand the most demanding industrial applications. The compact and lightweight design is ideal for steel erection and other heavy industrial applications found in the petrochemical, mining and power generation industries.

Featuring bronze end plates and corrosion resistant internal components for maximum durability. It is driven by a single jumbo hammer clutch with a pressure-fed lubrication system. The 4900 Series Impacts come standard with steel F/R lever, throttle lever and knurled dead handle.

Model	Drive	Handle Type	Max Torque	Length	Weight	Air Inlet Thread	Rec'd Hose Size	Avg. Air Consumption
4920B1	#5 Spline	Inside Trigger	1960 ft-lbs	12-3/4"	15.4 lbs	1/2"	3/4"	65 cfm
4920B3	1" Through-Hole	Inside Trigger	1960 ft-lbs	12-1/4"	13.56 lbs	1/2"	3/4"	65 cfm
4920A1	#5 Spline	Outside Trigger	1960 ft-lbs	12-3/4"	15.4 lbs	1/2"	3/4"	65 cfm
4920A3	1" Through-Hole	Outside Trigger	1960 ft-lbs	12-1/4"	13.56 lbs	1/2"	3/4"	65 cfm



4942B2


4900 Series

Super-Duty Square Drive Impact Wrenches

Super-duty impacts are engineered and built to withstand the most demanding industrial applications. Featuring bronze end plates, twin hammer clutch, pressure-fed lubrication system and corrosion-resistant internal components for maximum durability.

The impact wrenches come standard with steel fwd/rev lever, throttle lever and knurled dead handle. Ideal for the heavy industrial applications found in the petrochemical, steel erection, mining and power generation industries.

Model	Drive	Handle Type	Max Torque	Length	Weight	Air Inlet Thread	Rec'd Hose Size	Avg. Air Consumption
4940B1	#5 Spline	Inside Trigger	2800 ft-lbs	13"	21.5 lbs	1/2"	3/4"	70 cfm
4940B2	1" Through-Hole	Inside Trigger	2800 ft-lbs	13"	21.5 lbs	1/2"	3/4"	70 cfm
4942B1	#5 Spline	Inside Trigger	3300 ft-lbs	14"	24.64 lbs	1/2"	3/4"	75 cfm
4942B2	1" Through-Hole	Inside Trigger	3300 ft-lbs	14"	24.64 lbs	1/2"	3/4"	75 cfm
4955B1	#5 Spline	Inside Trigger	4200 ft-lbs	16-1/2"	35.5 lbs	1/2"	3/4"	90 cfm
4955B2	1-1/2" Through-Hole	Inside Trigger	4200 ft-lbs	16-1/2"	35.5 lbs	1/2"	3/4"	90 cfm



Optional #5 Spline Anvil



MP-3740L-ST-A

1" Square Drive Impact Wrench

Features a combination friction ring and through-hole anvil. Heavy-duty 8-1/4" extended anvil high torque impact is ideal for use on truck wheels with recessed rims. Ergonomic angled handles for operator comfort.

Drive	Max Torque	Length	Weight	Air Inlet Thread	Rec'd Hose Size	Avg. Air Consumption
1" Dual Retainer with 8-1/4" Extension	1800 ft-lbs	19-3/8"	16.5 lbs	1/2"	1/2"	10 cfm



MP-2740-ST



MP-2740-ST-6

2740 Series

1" Square Drive Impact Wrenches

Features a combination friction ring and through-hole anvil. Heavy-duty 1" impact allows fast run down and high torque. Ideal for shipyards, bridge building, and heavy manufacturing plants.



MP-2740-ST-8

Model	Drive	Max Torque	Length	Weight	Air Inlet Thread	Rec'd Hose Size	Avg. Air Consumption
MP-2740-ST	1" Dual Retainer	2500 ft-lbs	16-3/16"	22 lbs	1/2"	1/2"	10 cfm
MP-2740-ST-6	1" Dual Retainer with 6" Extension	2500 ft-lbs	22-3/16"	23.9 lbs	1/2"	1/2"	10 cfm
MP-2740-ST-8	1" Dual Retainer with 8" Extension	2500 ft-lbs	24-3/16"	24.9 lbs	1/2"	1/2"	10 cfm



Heavy-Duty Square Drive Impact Wrenches

Features a high energy-per-blow two jaw clutch for a high power-to-weight ratio. The rugged steel clutch housing is machined from bar stock, bronze alloy end plates provide long motor life, and a three-piece housing allows for easy maintenance. Ideal for steel erection and bolting applications.



MP-611-ITSQDR



MP-6120-ITSQDR



Optional #5 Spline Anvil



Optional Outside Trigger
(not available on Pistol Grip)

Model	Drive	Handle Type	Max Torque	Length	Weight	Air Inlet Thread	Rec'd Hose Size	Avg. Air Consumption
MP-611-ITSPDR	#5 Spline	Inside Trigger	2800 ft-lbs	12-1/2"	22.5 lbs	1/2"	3/4"	47 cfm
MP-611-ITSQDR	1" Through-Hole	Inside Trigger	2800 ft-lbs	12-1/2"	22.5 lbs	1/2"	3/4"	47 cfm
MP-611-OTSPDR	#5 Spline	Outside Trigger	2800 ft-lbs	12-1/2"	22.5 lbs	1/2"	3/4"	47 cfm
MP-611-OTSQDR	1" Through-Hole	Outside Trigger	2800 ft-lbs	12-1/2"	22.5 lbs	1/2"	3/4"	47 cfm
MP-6120-ITSPDR	#5 Spline	Inside Trigger	3500 ft-lbs	14-3/4"	33.75 lbs	1/2"	3/4"	70 cfm
MP-6120-ITSQDR	1-1/2" Through-Hole	Inside Trigger	3500 ft-lbs	14-3/4"	33.75 lbs	1/2"	3/4"	70 cfm
MP-6120-OTSPDR	#5 Spline	Outside Trigger	3500 ft-lbs	14-3/4"	33.75 lbs	1/2"	3/4"	70 cfm
MP-6120-OTSQDR	1-1/2" Through-Hole	Outside Trigger	3500 ft-lbs	14-3/4"	33.75 lbs	1/2"	3/4"	70 cfm



MP-5000N Series 1-1/2" Square Drive Heavy-Duty Impact Wrench

Features the "N" Series clutch for hard joints. Ideal for bridges, steel erection, wind energy, turbine work and maintenance of construction machinery. Features inside trigger "D" handle, dead handle and aluminum housing for weight reduction. Available with optional #5 Spline Anvil MP-5000N-5S.

Model	Drive	Handle Type	Max Torque	Length	Weight	Air Inlet Thread	Rec'd Hose Size	Avg. Air Consumption
MP-5000N	1-1/2" Through-Hole	Inside Trigger	2590 ft-lbs	17-3/8"	35 lbs	1/2"	1/2"	28.9 cfm
MP-5000N-5S	#5 Spline	Inside Trigger	2590 ft-lbs	17-3/8"	35 lbs	1/2"	1/2"	28.9 cfm



Extra Heavy-Duty 1-1/2", 2-1/2", 3-1/2" Square Drive Impact Wrenches

Features a through-hole anvil. Designed to produce an exceptionally high torque output with ball and cam hammer mechanism. Ideal for demanding applications in shipyards, bridge construction, building construction, stud installation, stud removal, rental industry and heavy manufacturing plants. Time-tested design for maximum durability.



MP-1578



MP-2588



MP-3599

Models	Drive	Max Torque	Length	Weight	Air Inlet Thread	Rec'd Hose Size	Avg. Air Consumption
MP-1578	1-1/2" Through-Hole	10,000 ft-lbs	23"	86 lbs	3/4"	1"	138 cfm
MP-2588	2-1/2" Through-Hole	50,000 ft-lbs	25-3/8"	215 lbs	1"	1"	155 cfm
MP-3599	3-1/2" Through-Hole	80,000 ft-lbs	37-1/2"	600 lbs	1-1/4"	1-1/4"	375 cfm





Tune Up Kits

Available for Most
Industrial Models!



MPT Models	Kit No.
MP-212-PT	212PT-TK
MP-2142QR	2142QR-TK2
MP-1437RA	1450RA-TK2
MP-1450RA	1450RA-TK2
MP-2144QR	2144QR-TK2
MP-2144QR-P	2144QR-TK2
MP-2144QR-2	2144QR-TK2
MP-2146QR	2146QR-TK2
MP-2146QR-6	2146QR-TK2
MP-2148QR	2148QR-TK2
MP-1700	1700-TK2
MP-1700PA	1700-TK2
MP-1700P2	1700-TK2
MP-2315HE-716	2315-TK2
MP-2315HE	2315-TK2
MP-2315HE-2	2315-TK2
750SS	750SS-TK2
751SS	750SS-TK2
754SS	750SS-TK2
MP-2660	2660-TK2
MP-2660-6	2660-TK2
MP-2660UD	2660UD-TK2
MP-6060	C137568
MP-6060-1	C137568
MP-2934B9	2934-TK3
MP-2934B1	2934-TK3
MP-2934B2	2934-TK3
MP-2934A1	2934-TK3

MPT Models	Kit No.
MP-2934A2	2934-TK3
MP-2940B1	2940-TK3
MP-2940B2	2940-TK3
MP-2940A1	2940-TK3
MP-2940A2	2940-TK3
MP-2950B1	2950-TK2
MP-2950B7	2950-TK2
MP-2950A1	2950-TK2
MP-2950A7	2950-TK2
4920B3	4920S-TK
4940B1	4940-TK
4940B2	4940-TK
4942B1	4942-TK
4942B2	4942-TK
4955B1	4955-TK
4955B2	4955-TK
MP-2740-ST	2740-TK1
MP-611-ITSPDR	C115811
MP-611-ITSQDR	C115811
MP-611-OTSPDR	C115811
MP-611-OTSQDR	C115811
MP-796	C115811
MP-796-5S	C115811
MP-6120-ITSPDR	C101987
MP-6120-ITSQDR	C101987
MP-6120-OTSPDR	C101987
MP-6120-OTSQDR	C101987

Other Models	Kit No.
IR-2920P	2920-TK2
IR-2925P	2925-TK2
IR-2934	2934-TK3
IR-2940	2940-TK3
IR-3940	3940-TK1
IR-3942	3942-TK1
IR-2945	2945-TK2
IR-2950	2950-TK2
CP-6060	C137568
CP-0611	C115811
CP-0610	C101089
CP-6120	C101987
IR-261	261-TK2
IR-2235	2235-TK1
IR-2141	2141-TK1
IR-2945	2945-TK2
IR-1720P	1720P-TK2
IR-3955	3955-TK1


Call for other models not listed.

Call Today to Order • 800-521-8104

7-19

3/8" Sq. Drive - 6 Point Hex

Size	Standard	Deep
5/16"	3810	3910
3/8"	3812	3912
7/16"	3814	3914
1/2"	3816	3916
9/16"	3818	3918
5/8"	3820	3920
11/16"	3822	3922
3/4"	3824	3924



3/8" Sq. Drive - 6 Point Hex, Metric

Size	Standard	Deep
6mm	38-06mm	39-06mm
7mm	38-07mm	39-07mm
8mm	38-08mm	39-08mm
9mm	38-09mm	39-09mm
10mm	38-10mm	39-10mm
11mm	38-11mm	39-11mm
12mm	38-12mm	39-12mm
13mm	38-13mm	39-13mm
14mm	38-14mm	39-14mm
15mm	38-15mm	39-15mm
16mm	38-16mm	39-16mm
17mm	38-17mm	39-17mm
18mm	38-18mm	39-18mm
19mm	38-19mm	39-19mm



1/2" Sq. Drive - 6 Point Hex

Size	Standard	Deep
3/8"	4812	4912
7/16"	4814	4914
1/2"	4816	4916
9/16"	4818	4918
5/8"	4820	4920
11/16"	4822	4922
3/4"	4824	4924
13/16"	4826	4926
7/8"	4828	4928
15/16"	4830	4930
1"	4832	4932
1-1/16"	4834	4934
1-1/8"	4836	4936
1-3/16"	4838	4938
1-1/4"	4840	4940
1-5/16"	4842	4942
1-3/8"	4844	4944
1-7/16"	4846	4946
1-1/2"	4848	4948

1/2" Sq. Drive - 6 Point Hex, Metric

Size	Standard	Deep
10mm	48-10mm	49-10mm
11mm	48-11mm	49-11mm
12mm	48-12mm	49-12mm
13mm	48-13mm	49-13mm
14mm	48-14mm	49-14mm
15mm	48-15mm	49-15mm
16mm	48-16mm	49-16mm
17mm	48-17mm	49-17mm
18mm	48-18mm	49-18mm
19mm	48-19mm	49-19mm
20mm	48-20mm	49-20mm
21mm	48-21mm	49-21mm
22mm	48-22mm	49-22mm
23mm	48-23mm	49-23mm
24mm	48-24mm	49-24mm
25mm	48-25mm	-
26mm	48-26mm	-
27mm	48-27mm	49-27mm
28mm	48-28mm	-
29mm	-	49-29mm
30mm	48-30mm	49-30mm
32mm	48-32mm	49-32mm
34mm	-	49-34mm
35mm	-	49-35mm
36mm	48-36mm	49-36mm



3/4" Sq. Drive - 6 Point Hex

Size	Standard	Deep
9/16"	6818	6918
5/8"	6820	6920
11/16"	6822	6922
3/4"	6824	6924
13/16"	6826	6926
7/8"	6828	6928
15/16"	6830	6930
1"	6832	6932
1-1/16"	6834	6934
1-1/8"	6836	6936
1-3/16"	6838	6938
1-1/4"	6840	6940
1-5/16"	6842	6942
1-3/8"	6844	6944
1-7/16"	6846	6946
1-1/2"	6848	6948
1-9/16"	6850	6950
1-5/8"	6852	6952
1-11/16"	6854	6954
1-3/4"	6856	6956
1-13/16"	6858	6958
1-7/8"	6860	6960
1-15/16"	6862	6962
2"	6864	6964
2-1/16"	6890	-
2-1/8"	6892	6968
2-3/16"	6894	-
2-1/4"	6896	-
2-3/8"	6898	-



1" Sq. Drive - 6 Point Hex

Size	Standard	Deep
3/4"	8824	8924
13/16"	8826	8926
7/8"	8828	8928
15/16"	8830	8930
1"	8832	8932
1-1/16"	8834	8933
1-1/8"	8836	8936
1-3/16"	8838	8938
1-1/4"	8840	8939
1-5/16"	8842	8942
1-3/8"	8844	8944
1-7/16"	8846	8946
1-1/2"	8848	8948
1-9/16"	8850	8950
1-5/8"	8852	8952
1-11/16"	8854	8954
1-3/4"	8856	8956
1-13/16"	8858	8958
1-7/8"	8860	8960
1-15/16"	8862	8962
2"	8864	8964
2-1/16"	8866	8966
2-1/8"	8868	8968
2-3/16"	8870	8970
2-1/4"	8872	8972
2-5/16"	8874	8974
2-3/8"	8876	8976
2-7/16"	8878	-
2-1/2"	8880	-
2-9/16"	8882	8981
2-5/8"	8884	-
2-11/16"	8886	-
2-3/4"	8888	8988
2-13/16"	8890	-
2-7/8"	8892	-
2-15/16"	8894	-
3"	8896	-
3-1/8"	8897	-
3-1/4"	8897A	-
3-3/8"	8898	-
3-1/2"	8899	-
3-5/8"	88116	-
3-7/8"	88124	-
4"	88128	-
4-1/8"	88132	-
4-1/4"	88136	-
4-1/2"	88144	-



1-1/2" Sq. Drive - 6 Point Hex

Size	Standard	Deep
1-3/8"	84822	84922
1-7/16"	84823	84923
1-1/2"	84824	84924
1-9/16"	84825	84925
1-5/8"	84826	84926
1-11/16"	84827	84927
1-3/4"	84828	84928
1-13/16"	84829	84929
1-7/8"	84830	84930
1-15/16"	84831	84931
2"	84832	84932
2-1/16"	84833	84933
2-1/8"	84834	84934
2-3/16"	84835	84935
2-1/4"	84836	84936
2-5/16"	84837	84937
2-3/8"	84838	84938
2-7/16"	84839	84939
2-1/2"	84840	84940
2-9/16"	84841	84941
2-5/8"	84842	84942
2-11/16"	84843	84943
2-3/4"	84844	84944
2-13/16"	84845	84945
2-7/8"	84846	84946
2-15/16"	84847	84947
3"	84848	84948
3-1/16"	84849	84949
3-1/8"	84850	84950
3-3/16"	84851	84951
3-1/4"	84852	84952
3-5/16"	84853	84953
3-3/8"	84854	84954
3-7/16"	84855	84955
3-1/2"	84856	84956
3-9/16"	84857	84957
3-5/8"	84858	84958
3-11/16"	84859	84959
3-3/4"	84860	84960
3-13/16"	84861	84961
3-7/8"	84862	84962
3-15/16"	84863	84963
4"	84864	84964
4-1/16"	84865	84965
4-1/8"	84866	84966
4-3/16"	84867	84967
4-1/4"	84868	84968
4-5/16"	84869	84969
4-3/8"	84870	84970
4-7/16"	84871	84971
4-1/2"	84872	84972
4-5/8"	84874	84974
4-3/4"	84876	84976

#5 Spline Drive - 6 Point Hex

Size	Standard	Deep
7/8"	5828	-
15/16"	5830	-
1"	5832	-
1-1/16"	5834	5934
1-1/8"	5836	5936
1-3/16"	5838	5938
1-1/4"	5840	5940
1-5/16"	5842	5942
1-3/8"	5844	-
1-7/16"	5846	5946
1-1/2"	5848	5948
1-5/8"	5852	-
1-3/4"	5856	-
1-13/16"	5858	-
1-7/8"	5860	-
2"	5864	-
2-1/8"	29534	-



2-1/2" Sq. Drive - 6 Point Hex

Size	Standard
1-3/4"	85814
1-7/8"	85815
2"	85816
2-1/8"	85817
2-1/4"	85818
2-3/8"	85819
2-9/16"	85820A
2-5/8"	85821
2-3/4"	85822
2-15/16"	85823
3"	85824
3-1/8"	85825
3-1/4"	85826
3-3/8"	85827
3-1/2"	85828
3-5/8"	85829
3-3/4"	85830
3-7/8"	85831
4"	85832
4-1/8"	85833
4-1/4"	85834
4-3/8"	85835
4-1/2"	85836
4-5/8"	85837
4-3/4"	85838
4-7/8"	85839
5"	85840
5-1/8"	85841
5-1/4"	85842
5-3/8"	85843
5-1/2"	85844
5-5/8"	85845
5-3/4"	85846
6-1/8"	85849
6-1/2"	85852
6-3/4"	85854
6-7/8"	85855
7-5/8"	85861
8"	85864



Extension Bars

Female Sq Dr	Male Sq Dr	Part No.
3/8"	1/2"	3899
1/2"	3/8"	4900
1/2"	5/8"	A0810
1/2"	3/4"	4902
5/8"	1/2"	A1008
5/8"	3/4"	A1012
3/4"	1/2"	6900
3/4"	5/8"	A1210
3/4"	1"	6901
1"	3/4"	8900
1"	1-1/2"	8902
1"	#5 Spline	A1695
1-1/2"	1"	84900
1-1/2"	#5 Spline	A2495
#5 Spline	1"	5901
#5 Spline	1-1/2"	A9524



Extension Bars

Square Dr	Length	Part No.
3/8"	3"	3903
3/8"	6"	3906
1/2"	2"	4903
1/2"	5"	4905
1/2"	10"	4909
5/8"	7-1/2"	7185P
3/4"	7"	6907
3/4"	10"	6910
3/4"	13"	6913
1"	7"	8907
1"	10"	8910
1"	13"	8913
1"	4"	E1604
1-1/2"	8"	84908
1-1/2"	12"	84912
1-1/2"	15"	84915

Call Today to Order • 800-521-8104

7-21

Impact Wrench Drill Chuck

Designed for use on standard impact tools.

Model	Description
1012C	1/2" Square Drive to 1/2" Chuck
1014C	3/8" Square Drive to 3/8" Chuck



Hex Drive Shank Adapters



Converts slip chuck to square drive

Hex Drive	Sq. Drive	Length	Part No.
1/4"	1/4"	2"	250SH14-2
	1/4"	4"	250SH14-4
	1/4"	6"	250SH14-6
	3/8"	2"	250SH38-2
7/16"	3/8"	3"	437SH38-3
	3/8"	5"	437SH38-5
	1/2"	3"	437SH12-3
	1/2"	4"	437SH12-4
5/8"	1/2"	3"	EX502-3
	1/2"	5"	EX502-5
	5/8"	3"	7151-3
	5/8"	6"	7152-6
	3/4"	3"	EX758-3
	3/4"	5"	EX758-5

Other sizes and lengths available.

Universal Joints


Drive	Part No.
3/8"	3800
1/2"	4800
5/8"	U1010
3/4"	6800
1"	8800
1-1/2"	U2424
#5 Spline	U9595





Screwdrivers

Call Today to Order • 800-521-8104



MP-0909-ST

Adjustable Clutch Screwdriver

This tool provides full power performance with little maintenance. Ideal for production use where maximum power output is needed. Reversible with pressure actuated trigger. Includes suspension bail hook for use with a tool balancer.

Bit Capacity	Torque Range	Free Speed	Length	Weight	Air Inlet Thread	Rec'd Hose Size	Avg. Air Consumption
1/4" Hex	10-30 in-lbs	1500 rpm	8-1/4"	1.33 lbs	1/4"	3/8"	4 cfm



MP-800-ST

Adjustable Clutch Screwdriver

Industrial, rear exhaust screwdriver is equipped with a quick change chuck for greater ease. An adjustable clutch provides a high degree of torque control through internal spring tension. Ideal for most applications. Reversible with pressure actuated trigger. Includes suspension bail hook for use with a tool balancer.

Bit Capacity	Torque Range	Free Speed	Length	Weight	Air Inlet Thread	Rec'd Hose Size	Avg. Air Consumption
1/4" Hex	30-70 in-lbs	1800 rpm	9-1/2"	2.5 lbs	1/4"	3/8"	4 cfm



MP-201AS-ST

Pistol Automatic Shut-Off Screwdrivers

These torque control screwdrivers are compact, lightweight, and quiet. The die cast aluminum housing, cushioned ergonomic handle, and balanced design combine to reduce operator fatigue. Features an easy to operate fwd/rev switch, integrated suspension bail attachment, and includes three springs to adjust the torque range to the application.

Model	Bit Capacity	Torque Range	Free Speed	Length	Weight	Air Inlet Thread	Rec'd Hose Size	Avg. Air Consumption
MP-200AS-ST	1/4" Hex	4-45 in-lbs	600 rpm	8-3/4"	1.98 lbs	1/4"	3/8"	4 cfm
MP-201AS-ST	1/4" Hex	3-40 in-lbs	1000 rpm	8-5/16"	1.80 lbs	1/4"	3/8"	4 cfm



MP-7855-ST

Adjustable Clutch Screwdriver

Adjustable, cushion type clutch provides adjustable automatic torque control through internal spring tension on clutch jaws. This general purpose clutch is suitable for most applications.

Bit Capacity	Torque Range	Free Speed	Length	Weight	Air Inlet Thread	Rec'd Hose Size	Avg. Air Consumption
1/4" Hex	30-70 in-lbs	1800 rpm	8-1/8"	2.4 lbs	1/4"	3/8"	4 cfm



MP-83-7251F

Adjustable Clutch Screwdriver

Clutch provides adjustable torque control through internal spring tension on clutch jaws. Cushioned ergonomic handle and easy to operate fwd/rev switch helps reduce operator fatigue. This general purpose clutch is suitable for most applications.

Bit Capacity	Torque Range	Free Speed	Length	Weight	Air Inlet Thread	Rec'd Hose Size	Avg. Air Consumption
1/4" Hex	40-85 in-lbs	800 rpm	8-3/8"	3.1 lbs	1/4"	3/8"	4 cfm



MP-9905-ST

Adjustable Clutch Screwdriver

Lightweight screwdriver perfect for small parts rebuilding, metal and wood component work. Adjustable torque control is easily changed by tightening or loosening the control spring.

Bit Capacity	Torque Range	Free Speed	Length	Weight	Air Inlet Thread	Rec'd Hose Size	Avg. Air Consumption
1/4" Hex	20-60 in-lbs	1800 rpm	7-3/4"	2.3 lbs	1/4"	3/8"	4 cfm



MP-0955-ST

Positive Clutch Screwdriver

Positive clutch screwdriver provides manually controlled clutch engagement and release by operator pressure on the tool. Ideal for applications where pull-up conditions require greater running torque than final torque. Great for overcoming difficult screwdriving jobs.

Bit Capacity	Torque Range	Free Speed	Length	Weight	Air Inlet Thread	Rec'd Hose Size	Avg. Air Consumption
1/4" Hex	45-115 in-lbs	1800 rpm	7"	2.3 lbs	1/4"	3/8"	4 cfm



MP-527DD

Direct Drive Screwdrivers

General purpose screwdrivers featuring durable planetary gearing. Ideal for maintenance and assembly work. Equipped with QC-50 screwdriver attachment.

Model	Bit Capacity	Torque Range	Free Speed	Length	Weight	Air Inlet Thread	Rec'd Hose Size	Avg. Air Consumption
MP-525DD	1/4" Hex	19-55 in-lbs	2000 rpm	6-1/2"	2.25 lbs	1/4"	3/8"	4 cfm
MP-527DD	1/4" Hex	35-75 in-lbs	800 rpm	7-1/2"	3.0 lbs	1/4"	3/8"	4 cfm



MP-5422

1/4" Hex QC Impact Screwdriver

The pistol grip, high-speed, 1/4" hex impact driver is ideal for long run down applications in furniture or products constructed of wood. The RV industry and high-speed assembly lines prefer this tool for quick installation of fasteners. Rubber coated ergonomic handle, well balanced tool comes with left or right side belt clip and left- or right-handed biased fwd/rev mechanism as well as 360° directional exhaust.

Bit Capacity	Bolt (Fastener)	Torque Range	Free Speed Forward	Free Speed Reverse	Head Height	Length	Weight	Air Inlet Thread	Rec'd Hose Size	Avg. Air Consumption
1/4" Hex	3/16"-1/2"	70 ft-lbs	10,000 rpm	7500 rpm	6-1/2"	6-1/4"	2.3 lbs	1/4"	3/8"	7 cfm

Screwdriver Bit Adapters - Quick Change

Model	Shank Size	Threaded Mount
QC-50	1/4" Hex	3/8"-24
QC-51	7/16" Hex	3/8"-24



QC-50



QC-51



Drills

Call Today to Order • 800-521-8104



MP-31DR-ST

1/4" Reversible Palm Drill

Features an easy to access fwd/rev switch and a two-speed trigger. Durable composite motor housing and planetary gear system with needle bearings make for a versatile, lightweight design well-suited for multiple applications. Replacement Jacobs SM1G61-T1 Multi-Craft® chuck available.

Chuck Capacity	Free Speed	Spindle Thread	Length	Weight	Air Inlet Thread	Rec'd Hose Size	Avg. Air Consumption
1/4"	2600 rpm	3/8"-24	5-13/16"	1.3 lbs	1/4"	3/8"	4 cfm



MP-31D-ST

1/4" Non-Reversible Palm Drill

Ideal for aircraft repair and maintenance work. Small and lightweight design to fit in the palm of the hand. Replacement Jacobs SM1G61-T1 Multi-Craft® chuck available.

Chuck Capacity	Free Speed	Spindle Thread	Length	Weight	Air Inlet Thread	Rec'd Hose Size	Avg. Air Consumption
1/4"	2800 rpm	3/8"-24"	5-3/16"	1.3 lbs	1/4"	3/8"	4 cfm



MP-1403

1/4" Non-Reversible Palm Drill

Ideal for aircraft repair and maintenance work. Small and lightweight design to fit in the palm of the hand. Replacement Jacobs SM1G61-T1 Multi-Craft® chuck available.

Chuck Capacity	Free Speed	Spindle Thread	Length	Weight	Air Inlet Thread	Rec'd Hose Size	Avg. Air Consumption
1/4"	3000 rpm	3/8"-24	6-1/8"	1.76 lbs	1/4"	3/8"	4 cfm



MP-SA61100

1/4" Reversible Palm Drill

Features a comfort grip handle and easy access quick reverse thumb button. Small and lightweight design fits right in the palm of the hand. Ideal for aircraft repair and maintenance work. Replacement Jacobs SM1G61-T1 Multi-Craft® chuck available.

Chuck Capacity	Free Speed	Spindle Thread	Length	Weight	Air Inlet Thread	Rec'd Hose Size	Avg. Air Consumption
1/4"	2000 rpm	3/8"-24	7-5/8"	1.67 lbs	1/4"	3/8"	7 cfm



MP-200D-ST

1/4" Reversible Palm Drills

Ideal for aircraft repair and maintenance work. Small and lightweight with comfort grip and top reverse lever. Replacement Jacobs SM1G61-T1 Multi-Craft® chuck available.

Model	Chuck Capacity	Free Speed	Spindle Thread	Length	Weight	Air Inlet Thread	Rec'd Hose Size	Avg. Air Consumption
MP-200D-ST	1/4"	600 rpm	3/8"-24	8"	1.9 lbs	1/4"	3/8"	4 cfm
MP-201D-ST	1/4"	1100 rpm	3/8"-24	7-3/4"	1.9 lbs	1/4"	3/8"	4 cfm



MP-2057

3/8" Reversible Composite Drill

The most unique, lightweight, reversible, 3/8" capacity drill on the market with features typically only found on much larger drills. Heavy-duty, multiple position dead handle for mixing applications; helps apply firm pressure when drilling tough materials and greater operator control. Includes dead handle. Replacement Jacobs SM4G61-T1 Multi-Craft® chuck available.

Chuck Capacity	Free Speed	Spindle Thread	Length	Weight	Air Inlet Thread	Rec'd Hose Size	Avg. Air Consumption
3/8"	500 rpm	3/8"-24	6-1/8"	2.3 lbs	1/4"	3/8"	7 cfm



MP-ARD38202-DH

ARD Series

3/8" & 1/2" Reversible Drills

Features integrated muffler and easy access quick reverse thumb button. Built with tough alloy steel throughout for long life, consistent power and smooth operation. Feather trigger allows precise control and ergonomic design reduces operator fatigue. Includes dead handle.

Model	Chuck Capacity	Free Speed	Spindle Thread	Length	Weight	Air Inlet Thread	Rec'd Hose Size	Avg. Air Consumption
MP-ARD38202-DH	3/8"	2000 rpm	3/8"-24	8-1/2"	2.91 lbs	1/4"	3/8"	15 cfm
MP-ARD12042-DH	1/2"	400 rpm	3/8"-24	11-3/16"	3.88 lbs	1/4"	3/8"	15 cfm

Replacement Chucks

41BA-0.375 3/8" Jacobs Med-Duty
33BA-0.375 1/2" Jacobs Med-Duty



MP-525-ST

520 Series

3/8" & 1/2" Reversible Drills

Lightweight with a controllable teasing trigger. Features a 1/2 HP motor with a super quiet handle exhaust. Applications include screwdriving, honing and reaming.

Model	Chuck Capacity	Free Speed	Spindle Thread	Length	Weight	Air Inlet Thread	Rec'd Hose Size	Avg. Air Consumption
MP-525-ST	3/8"	2000 rpm	3/8"-24	7-1/4"	2.5 lbs	1/4"	3/8"	4 cfm
MP-527-ST	1/2"	800 rpm	3/8"-24	8-1/4"	3.25 lbs	1/4"	3/8"	4 cfm

Replacement Chucks

SM4G61-T1 3/8" Jacobs Multicraft®
SM8K61-T1 1/2" Jacobs Multicraft®



MP-7803-ST

7800 Series

3/8" & 1/2" Non-Reversible Drills

Lightweight drill designed with a full planetary gearing system for hole sawing and precision drilling. Ideal for production use. Includes dead handle.

Model	Chuck Capacity	Free Speed	Spindle Thread	Length	Weight	Air Inlet Thread	Rec'd Hose Size	Avg. Air Consumption
MP-7802-ST	3/8"	2200 rpm	3/8"-24	7-1/8"	2.5 lbs	1/4"	3/8"	4 cfm
MP-7803-ST	1/2"	500 rpm	3/8"-24	8-7/8"	3.3 lbs	1/4"	3/8"	4 cfm

Replacement Chucks

SM4G61-T1 3/8" Jacobs Multicraft®
SM8K61-T1 1/2" Jacobs Multicraft®



MP-5150DP-400B



MP-5150DL-800B

5150 Series

1/2" Non-Reversible Heavy-Duty Drills

Rugged design aluminum handles. Compact, powerful drill uses precision machined planetary gears to generate high torque for drilling through heavy steel or titanium. Handle exhaust and muffler meet OSHA requirements. Pistol grip and straight models available. Includes dead handle.



-2MT
2 Morse Taper

Replacement Chucks

33BA-0.500 1/2" Jacobs Med-Duty
C013048-1/2THD 2MT Spindle

Model	Grip	Chuck Capacity	Free Speed	Spindle Thread	Length	Weight	Air Inlet Thread	Rec'd Hose Size	Avg. Air Consumption
MP-5150DP-055B	Pistol	1/2"	55 rpm	1/2"-20	10-3/8"	6.2 lbs	3/8"	3/8"	6 cfm
MP-5150DL-055B	Straight	1/2"	55 rpm	1/2"-20	10"	5.25 lbs	3/8"	3/8"	6 cfm
MP-5150DP-160B	Pistol	1/2"	160 rpm	1/2"-20	10-3/8"	6.2 lbs	3/8"	3/8"	6 cfm
MP-5150DL-160B	Straight	1/2"	160 rpm	1/2"-20	10"	5.25 lbs	3/8"	3/8"	6 cfm
MP-5150DP-160B-2MT	Pistol	2MT	160 rpm	1/2"-20	12-5/8"	6.0 lbs	3/8"	3/8"	6 cfm
MP-5150DL-160B-2MT	Straight	2MT	160 rpm	1/2"-20	12-1/4"	5.05 lbs	3/8"	3/8"	6 cfm
MP-5150DP-400B	Pistol	1/2"	400 rpm	1/2"-20	9-1/8"	5.3 lbs	3/8"	3/8"	6 cfm
MP-5150DL-400B	Straight	1/2"	400 rpm	1/2"-20	11-1/8"	4.35 lbs	3/8"	3/8"	6 cfm
MP-5150DP-400B-2MT	Pistol	2MT	400 rpm	1/2"-20	11-3/8"	5.1 lbs	3/8"	3/8"	6 cfm
MP-5150DL-400B-2MT	Straight	2MT	400 rpm	1/2"-20	12-1/4"	4.15 lbs	3/8"	3/8"	6 cfm
MP-5150DP-800B	Pistol	1/2"	800 rpm	1/2"-20	9-1/8"	5.3 lbs	3/8"	3/8"	6 cfm
MP-5150DL-800B	Straight	1/2"	800 rpm	1/2"-20	11-1/8"	4.35 lbs	3/8"	3/8"	6 cfm
MP-5150DP-800B-2MT	Pistol	2MT	800 rpm	1/2"-20	11-3/8"	5.1 lbs	3/8"	3/8"	6 cfm
MP-5150DL-800B-2MT	Straight	2MT	800 rpm	1/2"-20	12-1/4"	4.15 lbs	3/8"	3/8"	6 cfm



MP-500AH-ST

3/8" Non-Reversible Angle Drill

Right angle drill designed to access confined or hard-to-reach areas. Durable and lightweight. Replacement Jacobs SM4G61-T1 Multi-Craft® chuck available.

Chuck Capacity	Free Speed	Spindle Thread	Length	Weight	Air Inlet Thread	Rec'd Hose Size	Avg. Air Consumption
3/8"	1900 rpm	3/8"-24	7-5/8"	2 lbs	1/4"	3/8"	4 cfm



2379 Series

Reversible Angle Drills

Right angle drill with comfort grip housing designed to access confined or hard-to-reach areas. Lightweight, compact and reversible with variable speed control for a variety of drilling applications.

Model	Chuck Capacity	Free Speed	Spindle Thread	Length	Weight	Air Inlet Thread	Rec'd Hose Size	Avg. Air Consumption
MP-2379R-ST	3/8"	1400 rpm	3/8"-24	8-3/8"	2.6 lbs	1/4"	3/8"	4 cfm
MP-2379R-1/2-ST	1/2"	1400 rpm	3/8"-24	8-3/8"	2.6 lbs	1/4"	3/8"	4 cfm

Replacement Chucks

SM4G61-T1 3/8" Jacobs Multicraft®
SM8K61-T1 1/2" Jacobs Multicraft®



2100 Series

3/8" Non-Reversible Straight Drills

Designed with a 3-way planetary gear reduction system for intense drilling operations in metal or wood. Housed in a lightweight, rugged aluminum handle. Replacement Jacobs SM4G61-T1 Multi-Craft® chuck available.

Model	Chuck Capacity	Free Speed	Spindle Thread	Length	Weight	Air Inlet Thread	Rec'd Hose Size	Avg. Air Consumption
MP-2100-ST	3/8"	2600 rpm	3/8"-24	8-3/4"	2 lbs	1/4"	3/8"	4 cfm
MP-2145-ST	3/8"	4500 rpm	3/8"-24	8-1/8"	2 lbs	1/4"	3/8"	4 cfm



830 Series

3/8" & 1/2" Reversible Drills

High torque output for demanding applications. Features comfort grip handle and easy access fwd/rev switch. Includes a 360° position dead handle for greater operator control.

Model	Chuck Capacity	Free Speed	Spindle Thread	Length	Weight	Air Inlet Thread	Rec'd Hose Size	Avg. Air Consumption
MP-3830DR	3/8"	2000 rpm	3/8"-24	8-1/2"	2.3 lbs	1/4"	3/8"	4 cfm
MP-5835DR	1/2"	350 rpm	1/2"-20	9-15/16"	3.1 lbs	1/4"	3/8"	4 cfm

Replacement Chucks

41BA-0.375 3/8" Jacobs Med-Duty
33BA-0.375 1/2" Jacobs Med-Duty



MP-1231FB-GP

3/8" Reversible Composite Drill

Made from a high impact resistant composite for jobsite durability. Features comfort grip and suspension bail for reducing operator fatigue. Replacement Jacobs 31690 keyless chuck available.

Chuck Capacity	Free Speed	Spindle Thread	Length	Weight	Air Inlet Thread	Rec'd Hose Size	Avg. Air Consumption
3/8"	1550 rpm	3/8"-24	7-3/4"	3.1 lbs	1/4"	3/8"	5.3 cfm



MP-1232FB-GP

1/2" Reversible Composite Drill

Made from a high impact resistant composite for jobsite durability. Features comfort grip and suspension bail for reducing operator fatigue. Replacement Jacobs 33BA-0.375 chuck available.

Chuck Capacity	Free Speed	Spindle Thread	Length	Weight	Air Inlet Thread	Rec'd Hose Size	Avg. Air Consumption
1/2"	430 rpm	3/8"-24	9-1/2"	4.0 lbs	1/4"	3/8"	5.3 cfm



MP-1230FB-GP

1/2" Reversible Composite Drill

Made from a high impact resistant composite for jobsite durability. Features comfort grip and suspension bail for reducing operator fatigue. Replacement Jacobs 33BA-0.375 chuck available.

Chuck Capacity	Free Speed	Spindle Thread	Length	Weight	Air Inlet Thread	Rec'd Hose Size	Avg. Air Consumption
1/2"	460 rpm	3/8"-24	11-3/4"	3.75 lbs	1/4"	3/8"	5.3 cfm



MP-9400FB-GP

1/2" Reversible Composite Drill

Made from a high impact resistant composite for jobsite durability. Features comfort grip and suspension bail for reducing operator fatigue. Replacement Jacobs 33BA-0.500 chuck available.

Chuck Capacity	Free Speed	Spindle Thread	Length	Weight	Air Inlet Thread	Rec'd Hose Size	Avg. Air Consumption
1/2"	400 rpm	1/2"-20	9-1/2"	6.8 lbs	1/4"	3/8"	9.9 cfm



MP-5375-ST

375 Series

1/2", 5/8" & 2MT Non-Reversible Industrial D-Handle Drills

Rugged design with inside trigger D-Handle for safety and durability. Dead handle mounts to either side for right or left-handed operation. High torque ideal for mixing or heavy drilling applications. Replacement 10033-17 chuck available.

Model	Chuck Capacity	Free Speed	Spindle Thread	Length	Weight	Air Inlet Thread	Rec'd Hose Size	Avg. Air Consumption
MP-5375-ST	1/2"	1200 rpm	1/2"-20	14"	7.1 lbs	3/8"	1/2"	5 cfm
MP-8375-ST	5/8"	800 rpm	1/2"-20	14-1/2"	8.0 lbs	3/8"	1/2"	5 cfm
MP-8375-ST-2MT	2MT	800 rpm	1/2"-20	16-1/2"	7.4 lbs	3/8"	1/2"	5 cfm



MP-8375-ST-2MT
Industrial Drill

MP-719T2

Floor Drill


Floor drill is ideal for self-drilling and self-tapping screws in the truck and trailer industries. Features a lower rpm for higher driving and stall torque. Equipped with Jacobs 33BA-1/2 medium-duty chuck.



MP-719T2
Drill Motor Detail



Chuck Capacity	Free Speed	Spindle Thread	Width of Motor	Width w/ Handle	Length	Weight	Air Inlet Thread	Rec'd Hose Size	Avg. Air Consumption
1/2"	1500 rpm	1/2"-20	2-3/4"	17-3/4"	32-1/2"	11 lbs	3/8"	3/8"	26 cfm



MP-323-3

3MT Non-Reversible Corner Drill

Designed for heavy-duty use in confined areas. Features extra heavy-duty grease packed gearing, hardened ground motor liner, teasing throttle, feed screw, and a governor controlled motor to maintain drilling speed during intense operation.



C035461
Self Closing
Roll Throttle Assy



C018072
Ratchet Wrench

Drilling Capacity	Free Speed	Morse Taper	Maximum HP	Height of Spindle	Length	Weight	Spindle Offset	Avg. Air Consumption
1"	175 rpm	#3	1.5	8-1/2"	26-1/8"	21.5 lbs	1-7/16"	26 cfm



MP-20M-401L

MP-20 Series

Non-Reversible Corner Drill

Used in the close quarters drilling applications. We use a governed, 2HP air motor with bronze end plates and herringbone gears to deliver power to the robust steel angle head. With the lowest angle head height in this class, it is the ideal tool for reaming or drilling using low profile drill bits, countersinks, reamers and box car bits. Also features a two-step safety lever mechanism.



9383B
Ratchet Wrench



MP-20M-401L-3MT
shown with 8" Extension



Optional Feed Mechanism Extensions Wide range of angles and positions

RD30-EXT-7	7" Extension
RD30-EXT-8	8" Extension
RD30-TH401	Extension Adapter

Model	Drilling Capacity	Free Speed	Morse Taper	Maximum HP	Height of Spindle	Length	Weight	Spindle Offset	Avg. Air Consumption
MP-20M-401L	1"	240 rpm	#2	2	5-1/4"	24-3/4"	21.5 lbs	1-7/16"	26 cfm
MP-20M-401L-3MT	1"	240 rpm	#3	2	5-1/4"	24-3/4"	21.5 lbs	1-7/16"	26 cfm



MP-L-257

2MT Non-Reversible Corner Drill

Compact, rugged, powerful design for heavy-duty use in confined areas. Features positive starting control and sensitive speed variation. Will handle various drilling, reaming and tapping applications. Ideal for assembly plants, refineries and railroad shops.

Drilling Capacity	Free Speed	Morse Taper	Maximum HP	Height of Spindle	Length	Weight	Spindle Offset	Avg. Air Consumption
29/32"	320 rpm	#2	1.4	5-7/8"	19-1/2"	19 lbs	1-1/4"	29 cfm



22-82232-5600
Ratchet Wrench



MP-30

3MT Non-Reversible Corner Drill

Strong, powerful close quarters drill built to withstand heavy-duty drilling, reaming and tapping where space is limited. Particularly useful in machine shops, power plants and railroad shops.

Drilling Capacity	Free Speed	Morse Taper	Maximum HP	Height of Spindle	Length	Weight	Spindle Offset	Avg. Air Consumption
1-1/4"	185 rpm	#3	2.8	8-3/4"	25-1/4"	33 lbs	1-3/8"	80 cfm



R30-48
Ratchet Wrench

Don't Forget Your Essential Air Tool Gear!

- High-Wear & Consumable Parts
- Air Tool Oil & In-Line Lubricators
- Air Hoses & Whip Hose Assemblies
- Portable FRL's & Moisture Separators
- Safety Lock Cables & Clips



Air Movers
(Page 17-5)



Portable FRL's
(Page 17-4)



Portable Moisture Separator
(Page 17-3)

Accessories
Pages 18-5 - 18-14

Whip Hoses

1/2" Lubricator Whip Hose Assemblies

Model	Assembly Components			Air Flow @ 70 PSI
	Fitting to Tool	Hose	Lubricator	
MP-3HW-HDS	1/2" MPT	1/2" ID x 6 ft	0-R w/CP Fitting	30 cfm

1/2" Black Hydraulic Whip Hose Assemblies (300 psi)

Model	Assembly Components		
	Integral Swivel Fitting	Hose	Lubricator
3HW-HYD-OLF	1/2" MPT	1/2" ID x 6 ft	OL-F CP Fitting

Industrial Grade Air Hoses - with Fittings

- Maximum pressures 200/250/300 psi
- Heavy-duty double strand
- High tensile rayon cord
- Tough neoprene
- Oil resistant




Model	Hose ID	Hose OD	Length	Max. PSI	Fittings
AH-5	3/4"	1-5/32"	50 ft	300 psi	CP Fittings

Other sizes also available. All air hoses are industrial grade construction.

Extra Heavy-Duty Drill/Wood Borer

Ideal for wood boring in marine timbers and railroad repair work. Features include ball bearing support for long life and efficient operation, a graduated roll throttle for speed control, and durable spur gearing. Includes breast plate, dead handle and an integrated lubricator standard. Equipped with 1/2" Air Inlet Thread requiring Average Air Consumption of 50 cfm. Recommended hose size of 1/2".



MP-222JA1

Step 1. Select Motor No.


Motor	Free Speed	Capacity	
		Drilling	Reaming/Tapping
MP-222J	1025 rpm	9/16"	3/8"
MP-222K	750 rpm	9/16"	7/16"
MP-222M	350 rpm	7/8"	5/8"

Step 2. Select Spindle Option



Example for Ordering

MOTOR NO.	SPINDLE FEED OPTION	MODEL NO. FOR ORDERING
MP-222K Step 1	WA1 Step 2	MP-222KWA1



R33W-151-0.50
Wood Boring Chuck

MP-33W

2" Capacity Wood Borer - Reversible

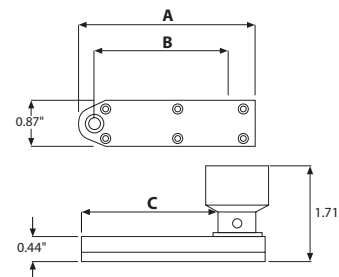
Designed for heavy-duty woodworking. Preferred for wood boring as the operator can easily control the power and speed by the throttle. Powerful, lightweight and easy to handle. Ideal for all types of wood boring, construction work, railroads, shipyards and wharf and pier construction. Includes R33W-151-0.50 Wood Boring Chuck.

Drilling Capacity	Free Speed	Morse Taper	Maximum HP	Length	Weight	Air Inlet Thread	Spindle Offset	Avg. Air Consumption
2"	800 rpm	#2	3	17-5/8"	28.75 lbs	1/2"	1-7/8"	85 cfm




Flat Offset Angle Drills

Smooth, quiet design features a steel alloy cylinder and rotor. Feather trigger for better control. Head may be adjusted to desired angle. Bit not included.



Model	Capacity	Free Speed	Spindle Thread	Length	Weight	Air Inlet Thread	Rec'd Hose Size	Avg. Air Consumption	A	B	C
MP-FD30161	1/4"	3000 rpm	1/4"-28	11-1/4"	2 lbs	1/4"	1/4"	4 cfm	3.35"	2.49"	2.65"
MP-FD30261	1/4"	3000 rpm	1/4"-28	7"	2 lbs	1/4"	1/4"	4 cfm	3.35"	2.49"	2.65"
MP-FD30162	1/4"	3000 rpm	1/4"-28	14"	2.25 lbs	1/4"	1/4"	4 cfm	6.16"	3.83"	3.79"
MP-FD30262	1/4"	3000 rpm	1/4"-28	7"	2.25 lbs	1/4"	1/4"	4 cfm	6.16"	3.83"	3.79"
MP-FD30163	1/4"	3000 rpm	1/4"-28	15-1/2"	2.50 lbs	1/4"	1/4"	4 cfm	7.50"	5.18"	5.13"
MP-FD30263	1/4"	3000 rpm	1/4"-28	7"	2.50 lbs	1/4"	1/4"	4 cfm	7.50"	5.18"	5.13"



Non-Reversible Angle Drills

Lightweight, powerful drill ideal for aircraft and sheet metal repair. Features a milled rear exhaust motor housing, and steel alloy cylinder and rotor for long tool life. Precision machined for smooth and quiet operation. Bits not included.



Model	Capacity	Free Speed	Spindle Thread	Length	Weight	Air Inlet Thread	Rec'd Hose Size	Avg. Air Consumption
MP-9030	1/4"	3000 rpm	1/4"-28	10-11/16"	2.0 lbs	1/4"	1/4"	7 cfm
MP-9030EXT	1/4"	3000 rpm	1/4"-28	13-3/8"	2.0 lbs	1/4"	1/4"	7 cfm
MP-9030EXT-45	1/4"	3000 rpm	1/4"-28	14-7/8"	2.0 lbs	1/4"	1/4"	7 cfm
MP-9030-9/32-40	1/4"	3000 rpm	9/32"-40	10-11/16"	2.0 lbs	1/4"	1/4"	7 cfm
MP-9030EXT-45-9/32-40	1/4"	3000 rpm	9/32"-40	14-7/8"	2.0 lbs	1/4"	1/4"	7 cfm
MP-3603	1/4"	3000 rpm	1/4"-28	10-5/8"	2.0 lbs	1/4"	1/4"	7 cfm
MP-3045	1/4"	3000 rpm	1/4"-28	10-29/32"	1.9 lbs	1/4"	1/4"	7 cfm
MP-3045-9/32-40	1/4"	3000 rpm	9/32"-40	10-29/32"	1.9 lbs	1/4"	1/4"	7 cfm
MP-3605KU	1/4"	2100 rpm	1/4"-28	11-7/8"	2.4 lbs	1/4"	1/4"	7 cfm

Jacobs® Multi-Craft® Light-Duty Chucks



Jacobs® Model	MPT Model	Capacity (min-max)	Threaded Mount	Uses Key
SM1G61-T1	SM1G61-T1	0.028 - 0.250"	3/8"-24	KG1
DC4G61-T1 DC4G61-T2 SM4G61-T1 SM4G61-T2	DC4G61-T1 DC4G61-T2 SM4G61-T1 SM4G61-T2	0.063 - 0.375"	3/8"-24	KG1
032116C 032053C	SM8K61-T1 SM8K64-T1	0.078 - 0.500"	3/8"-24 1/2"-20	KK

Thread Mounted Light-Duty Industrial Model

24BA-3/8 26BA-1/2	24BA-0.375 26BA-0.500	0.063 - 0.500"	3/8"-24 1/2"-20	KK
----------------------	--------------------------	----------------	--------------------	----

Jacobs® HAND-TITE® Keyless Chuck



Jacobs® Model	MPT Model	Capacity (min-max)	Threaded Mount	Sleeve Type
31690 31708-3/8	31690 31708-ASM	0.032 - 0.375"	3/8"-24	2 pc
31708 32000	31708 32000	0.032 - 0.375"	2JT 1/2"-20	2 pc 1 pc
31731-3/8 31791	31731-ASM 31791	0.062 - 0.500"	3/8"-24	1 pc 2 pc
31731	31731	0.062 - 0.500"	1/2"-20	1 pc

Jacobs® Plain Bearing Drill Chucks

Thread Mounted Medium-Duty Model

Jacobs® Model	MPT Model	Capacity (min-max)	Threaded Mount	Uses Key
0B-5/16	0B-0.312	0.0135 - 0.156"	5/16"-24	K0
1BA-3/8	1BA-0.375	0.040 - 0.250"	3/8"-24	K1
2BA-3/8	2BA-0.375	0.040 - 0.375"	3/8"-24	K2
41BA-3/8 41BA-1/2	41BA-0.375 41BA-0.500	0.040 - 0.375"	3/8"-24 1/2"-20	K30
33BA-3/8 33BA-1/2 33BA-5/8	33BA-0.375 33BA-0.500 33BA-0.625	0.078 - 0.500"	3/8"-24 1/2"-20 5/8"-16	K32

Thread Mounted Heavy-Duty Model

7BA-3/8 32BA-1/2	7BA-0.375 32BA-0.500	0.040 - 0.250" 0.040 - 0.375"	3/8"-24 1/2"-20	K7 K32
34B-5/8 34B-45/64	34B-0.625 34B-0.703	0 - 0.500"	5/8"-16 45/64"-16	K3
3B-1/2 3B-5/8 3B-45/64	3B-0.500 3B-0.625 3B-0.703	0.125 - 0.625"	1/2"-20 5/8"-16	K3
36B-5/8 36B-3/4 36B-45/64	36B-0.625 36B-0.750 36B-0.703	0.188 - 0.800"	5/8"-16 3/4"-16 45/64"-16	K4

Thread Mounted Medium-Duty Model

Jacobs® Model	MPT Model	Capacity (min-max)	Taper Mount	Uses Key
0 1A	0 1A	0.0135 - 0.156" 0.040 - 0.250"	0JT 1JT	K0 K1
2A 2-01	2A 2-01	0.040 - 0.375"	2JT 1JT	K2
33 33KD **	33 33KD	0.078 - 0.500"	33JT	K32

Thread Mounted Heavy-Duty Model

34-02 34-06 34-33 34-33C *	34-02 34-06 34-33 34-33C	0.040 - 0.500"	2JT 6JT 33JT 33JT	K3 K3 K3 K3C
3A 3KD ** 3PD ***	3A 3KD 3PD	0.125 - 0.625"	3JT	K3
36 36KD ** 36PD ***	36 36KD 36PD	0.180 - 0.800"	3JT	K4

* Equipped with locking collar 1-1/16"-20 thread.

** Equipped with positive drive slot.

*** Equipped with pin-type positive drive.

Jacobs® Ball Bearing Super-Duty Chucks

Super ball bearing chucks are the world's most accurate chucks designed for extra heavy-duty drilling. Ideal for close tolerance production drilling on precision equipment.



Jacobs® Model	MPT Model	Capacity (min-max)	Threaded Mount	Uses Key
8-1/2N	8-0.500N	0.040 - 0.250"	2SJT	K30
11N	11N	0.040 - 0.375"	2JT	K32
14N	14N	0.040 - 0.500"	3JT	K3
16N	16N	0.125 - 0.625"	3JT	K4
18N	18N	0.125 - 0.750"	4JT	K4
20N	20N	0.375 - 1.000"	5JT	K5



Morse Taper Arbors



A0268

3MTX12SQ



R33W-151-0.50
2MT Woodboring Chuck
1/2" Hole



R33SW-151A-0.50
3MT Woodboring Chuck
1/2" Hole



3MTX34SQ




3MTX1SQ



33SH-214



4MTX1SQ



5MTX1SQ

Model	Morse Taper	Drive
A0261	2MT	3/8"-24 Threaded
A0264	2MT	1/2"-20 Threaded
A0268	2MT	5/8"-16 Threaded
R33W-151-0.50	2MT	Woodboring Chuck
R33SW-151A-0.50	3MT	Woodboring Chuck
2MTX12SQ	2MT	1/2" Square
3MTX12SQ	3MT	1/2" Square
3MTX34SQ	3MT	3/4" Square
33SH-214	3MT	3/4" Square
3MTX1SQ	3MT	1" Square
4MTX1SQ	4MT	1" Square
5MTX1SQ	5MT	1" Square

MP-222 Accessories



DE-99C 1/2" Cap.
Jacobs Chuck
w/K32 Key & Adapter



DE-99C-625 5/8" Cap.
Jacobs Chuck
w/K3 Key & Adapter



DE-99C-750 3/4" Cap.
Jacobs Chuck
w/K4 Key & Adapter



DE-347A
Chuck Nut



DE-215A
1/2" Sq. Dr. Adapter



DE-215B
5/8" Sq. Dr. Adapter



R22W-151A
Wood Boring Chuck



T15-278
Breast Plate Screw



DE-323A-2
2MT Spindle



DE-323A-3
3MT Spindle



R22H-79
Breast Plate

Other Manufacturer Accessories

R33H-79
Breast Plate
Fits Ingersoll-Rand
33 Series



T12-347
Chuck Nut
Fits Ingersoll-Rand 33 Series
w/ 2MT or 3MT Spindle




T1SE-347
Chuck Nut
Fits Ingersoll-Rand 551
Series w/ 5MT Spindle



Jacobs® Arbors

Morse taper to Jacobs® taper arbors can be used to adapt any Morse taper drill to accept Jacobs® chucks. These adapters improve drill operation and make drill bit changes quicker.



Jacobs® Taper	#1 Morse Taper Model	#2 Morse Taper Model	#3 Morse Taper Model	#4 Morse Taper Model	#5 Morse Taper Model
1JT	A0101	A0201	A0301	—	—
2JT	A0102	A0202	A0302	A0402	—
3JT	—	A0203	A0303	A0403	A0503
4JT	—	A0204	A0304	A0404	A0504
5JT	—	—	A0305	A0405	A0505
6JT	A0106	A0206	A0306	A0406	—
33JT	A0133	A0233	A0333	A0433	—

Call Today to Order • 800-521-8104

9-13

High Speed Drill Bits - 135° Threaded Shank

Produced from industrial-grade steel. Split point penetrates on contact and prevents "walking" of bit. Designed for steel (low and medium carbon), steel alloy and stainless steel. Long and stubby lengths also available.

- HSS designed for cast iron and steel alloy.
- Cobalt designed for steel (low and medium carbon), steel alloy and stainless steel alloys.



High Speed Steel Part No.	Cobalt Steel Part No.	Size	Decimal Equivalent	Overall Length
325-40	625-40	#40	0.0980	1"
325-0.125	625-0.125	1/8"	0.1250	1-1/4"
325-30	625-30	#30	0.1285	
325-27	625-27	#27	0.1440	
325-0.1562	625-0.1562	5/32"	0.1562	
325-21	625-21	#21	0.1590	1-1/4"
325-20	625-20	#20	0.1610	
325-16	625-16	#16	0.1770	
325-13	625-13	#13	0.1850	
325-0.1875	625-0.1875	3/16"	0.1875	1-1/4"
325-11	625-11	#11	0.1910	
325-10	625-10	#10	0.1935	
325-0.25	625-0.25	1/4"	0.2500	
325-F	625-F	"F"	0.2570	

100° Countersink Cutters

Fits any micro-stop countersink or angle drill with a 1/4"-28 spindle. Cutter and integral pilot are precision ground.



Pilot Size	Body Diameter		
	7/16"	3/8"	1/2"
#40	328-40	328-38-40	328-12-40
#30	328-30	328-38-30	
#27	328-27	—	—
#21	328-21	328-38-21	328-12-21
#10	328-10	328-38-10	328-12-10
1/4"	328-0.25	—	—

Drill Stops

Helps eliminate the worry of drilling too deep into tubing, wiring, etc.



DS47-1



DS47-2

Part No.	Drill Size	Hole Diameter
DS47-0	#50	0.073"
DS47-1	#40	0.099"
DS47-2	#30	0.130"
DS47-22	#27	0.146"
DS47-3	#21	0.161"
DS47-4	#20	0.163"
DS47-42	#16	0.179"
DS47-5	#12	0.181"
DS47-6	#10	0.196"
DS47-7	1/4"	0.257"
DS47-8	5/16"	0.315"

Micro-Stop Countersinks



MPT727 - Mini

Designed to be operated in angle drills with a 1/4"-28 spindle. Features a 3/32" shaft travel and a 9/16" cutter capacity. Rated for up to 3,000 rpm and is adjustable in 0.001 increments.



MPT827 - Standard

Features 1/4" shank with 9/32" travel. Will accept up to 1/2" diameter cutters with a 1/4"-28 thread. Rated for up to 3,000 rpm and is adjustable in 0.001 increments.



MPT927 - Ball Bearing

The ball bearing style micro-stop countersink featuring same specifications as Model MPT827. Rated for up to 10,000 rpm.



Grinders

Call Today to Order • 800-521-8104

9500 SERIES GRINDER

9500 Series 4", 4-1/2", 5" Wheel Angle Grinders

Features:

- Use 9500 Series Wheel Angle Grinders for quickly removing material, cutting and deburring in foundry, welding, petrochemical, shipbuilding and fabrication applications.
- Heavy-duty angle heads feature a robust bevel and pinion gear design that provides superior power and extended tool life.
- Available in many configurations to ensure that every need is met and every expectation exceeded.



Model	Wheel Capacity	Termination	Exhaust	RPM	Max HP	Length	Weight	Air Inlet Thread	Rec'd Hose Size	Avg. Air Cons
MP-9511AGF-384T1	4" Type 1	3/8"-24 External Thread	Front	11,500	0.8	7-5/8"	3.9 lbs	1/4"	3/8"	35 cfm
MP-9511AGF-384T7	4" Type 27		Front	11,500	0.8	7-5/8"	3.9 lbs	1/4"	3/8"	35 cfm
MP-9511AGF-385T1	5" Type 1		Front	11,500	0.8	7-5/8"	3.9 lbs	1/4"	3/8"	35 cfm
MP-9511AGF-385T7	5" Type 27		Front	11,500	0.8	7-5/8"	3.9 lbs	1/4"	3/8"	35 cfm
MP-9511AGF-584T1	4" Type 1	5/8"-11 External Thread	Front	11,500	0.8	7-5/8"	3.9 lbs	1/4"	3/8"	35 cfm
MP-9511AGF-584T7	4" Type 27		Front	11,500	0.8	7-5/8"	3.9 lbs	1/4"	3/8"	35 cfm
MP-9511AGF-585T1	5" Type 1		Front	11,500	0.8	7-5/8"	3.9 lbs	1/4"	3/8"	35 cfm
MP-9511AGF-585T7	5" Type 27		Front	11,500	0.8	7-5/8"	3.9 lbs	1/4"	3/8"	35 cfm
MP-9511AGS-384T1	4" Type 1	3/8"-24 External Thread	Side	11,500	0.8	7-5/8"	3.9 lbs	1/4"	3/8"	32 cfm
MP-9511AGS-384T7	4" Type 27		Side	11,500	0.8	7-5/8"	3.9 lbs	1/4"	3/8"	32 cfm
MP-9511AGS-385T1	5" Type 1		Side	11,500	0.8	7-5/8"	3.9 lbs	1/4"	3/8"	32 cfm
MP-9511AGS-385T7	5" Type 27		Side	11,500	0.8	7-5/8"	3.9 lbs	1/4"	3/8"	32 cfm
MP-9511AGS-584T1	4" Type 1	5/8"-11 External Thread	Side	11,500	0.8	7-5/8"	3.9 lbs	1/4"	3/8"	32 cfm
MP-9511AGS-584T7	4" Type 27		Side	11,500	0.8	7-5/8"	3.9 lbs	1/4"	3/8"	32 cfm
MP-9511AGS-585T1	5" Type 1		Side	11,500	0.8	7-5/8"	3.9 lbs	1/4"	3/8"	32 cfm
MP-9511AGS-585T7	5" Type 27		Side	11,500	0.8	7-5/8"	3.9 lbs	1/4"	3/8"	32 cfm
MP-9511AGR-384T1	4" Type 1	3/8"-24 External Thread	Rear	11,500	0.8	8-3/8"	3.9 lbs	1/4"	3/8"	30 cfm
MP-9511AGR-384T7	4" Type 27		Rear	11,500	0.8	8-3/8"	3.9 lbs	1/4"	3/8"	30 cfm
MP-9511AGR-385T1	5" Type 1		Rear	11,500	0.8	8-3/8"	3.9 lbs	1/4"	3/8"	30 cfm
MP-9511AGR-385T7	5" Type 27		Rear	11,500	0.8	8-3/8"	3.9 lbs	1/4"	3/8"	30 cfm
MP-9511AGR-584T1	4" Type 1	5/8"-11 External Thread	Rear	11,500	0.8	8-3/8"	3.9 lbs	1/4"	3/8"	30 cfm
MP-9511AGR-584T7	4" Type 27		Rear	11,500	0.8	8-3/8"	3.9 lbs	1/4"	3/8"	30 cfm
MP-9511AGR-58412T7	4-1/2" Type 27		Rear	11,500	0.8	8-3/8"	3.9 lbs	1/4"	3/8"	30 cfm
MP-9511AGR-585T1	5" Type 1		Rear	11,500	0.8	8-3/8"	3.9 lbs	1/4"	3/8"	30 cfm
MP-9511AGR-585T7	5" Type 27		Rear	11,500	0.8	8-3/8"	3.9 lbs	1/4"	3/8"	30 cfm



9500 Series 1/4" Collet Angle Grinders

Features:

- Use 9500 Series Collet Angle Grinders for quickly removing material, cutting and deburring in foundry, welding, petrochemical, shipbuilding and fabrication applications.
- Heavy-duty angle heads feature a robust bevel and pinion gear design that provides superior power and extended tool life.
- Available in many configurations to ensure that every need is met and every expectation exceeded.

Model	Capacity	Termination	Exhaust	RPM	Max HP	Length	Weight	Air Inlet Thread	Rec'd Hose Size	Avg. Air Cons
MP-9511AGF-C4	1" Carbide Burr, 2" Wheel	1/4" Collet	Front	11,500	0.8	7-5/8"	3.6 lbs	1/4"	3/8"	35 cfm
MP-9511AGS-C4	1" Carbide Burr, 2" Wheel	1/4" Collet	Side	11,500	0.8	7-5/8"	3.6 lbs	1/4"	3/8"	32 cfm
MP-9511AGR-C4	1" Carbide Burr, 2" Wheel	1/4" Collet	Rear	11,500	0.8	8-3/8"	3.6 lbs	1/4"	3/8"	30 cfm

C4 = 1/4" Collet Insert (standard)

Also Available: C6 = 3/16" Collet Insert, C6M = 6mm Collet Insert, C3 = 3/8" Collet Insert, C5 = 5/16" Collet Insert, C8 = 1/8" Collet Insert


9500 Series Extended Low Profile Angle Grinders

Features:

- 1/4" collet, 1/4"-20 external and 1/4"-20 internal
- For sanding, grinding and polishing in extremely confined spaces.
- Great for getting into tight spots during turbine repair and construction.



-LPC4



-14M2



-14F2

*Patented External Spindle Lock version available.

Model	Capacity	Termination	Exhaust	RPM	Max HP	Length	Weight	Air Inlet Thread	Rec'd Hose Size	Avg. Air Cons
MP-9513EXTAGF-LPC4	1" Carbide Burr, 2" Wheel	1/4" ER 11 Collet	Front	13,500	0.8	9-5/8"	2.9 lbs	1/4"	3/8"	35 cfm
MP-9513EXTAGR-LPC4			Rear	13,500	0.8	9-5/8"	2.9 lbs	1/4"	3/8"	30 cfm
MP-9513EXTAGS-LPC4			Side	13,500	0.8	10-1/8"	2.9 lbs	1/4"	3/8"	32 cfm
MP-9516EXTAGR-LPC4			Rear	16,500	0.8	9-5/8"	2.9 lbs	1/4"	3/8"	30 cfm
MP-9513EXTASF-14M2	2" or 3" Disc	1/4"-20 External Thread	Front	13,500	0.8	9-5/8"	2.9 lbs	1/4"	3/8"	35 cfm
MP-9513EXTASR-14M2			Rear	13,500	0.8	9-5/8"	2.9 lbs	1/4"	3/8"	30 cfm
MP-9513EXTASS-14M2			Side	13,500	0.8	10-1/8"	2.9 lbs	1/4"	3/8"	32 cfm
MP-9516EXTASR-14M2			Rear	16,500	0.8	9-5/8"	2.9 lbs	1/4"	3/8"	30 cfm
MP-9513EXTASF-14F2	2" or 3" Disc	1/4"-20 Internal Thread	Front	13,500	0.8	9-5/8"	2.9 lbs	1/4"	3/8"	35 cfm
MP-9513EXTASR-14F2			Rear	13,500	0.8	9-5/8"	2.9 lbs	1/4"	3/8"	30 cfm
MP-9513EXTASS-14F2			Side	13,500	0.8	10-1/8"	2.9 lbs	1/4"	3/8"	32 cfm
MP-9516EXTASR-14F2			Rear	16,500	0.8	9-5/8"	2.9 lbs	1/4"	3/8"	30 cfm

Call Today to Order • 800-521-8104

10-3



9500 Series Extended 1/4" Collet Angle Grinders

Features:

- Use 9500 Series Extended Angle Collet Grinders for quickly removing material, deburring chamfering in shipyards, welding, petrochemical and fabrication applications.
- Available in a multitude of collets sizes to ensure versatility in the work place.
- Patented External Spindle Lock version available.

Model	Capacity	Termination	Exhaust	RPM	Max HP	Length	Weight	Air Inlet Thread	Rec'd Hose Size	Avg. Air Cons
MP-9513EXTAGS-C4	1" Carbide Burr, 2" Wheel	1/4" Collet	Side	13,500	0.8	9-5/8"	3 lbs	1/4"	3/8"	32 cfm
MP-9513EXTAGF-C4	1" Carbide Burr, 2" Wheel	1/4" Collet	Front	13,500	0.8	9-5/8"	3 lbs	1/4"	3/8"	35 cfm
MP-9513EXTAGR-C4	1" Carbide Burr, 2" Wheel	1/4" Collet	Rear	13,500	0.8	10-1/8"	3 lbs	1/4"	3/8"	30 cfm
MP-9516EXTAGR-C4	1" Carbide Burr, 2" Wheel	1/4" Collet	Rear	16,500	0.8	10-1/8"	3 lbs	1/4"	3/8"	30 cfm

C4 = 1/4" Collet Insert (standard)

Also Available: C6 = 3/16" Collet Insert, C6M = 6mm Collet Insert, C3 = 3/8" Collet Insert, C5 = 5/16" Collet Insert, C8 = 1/8" Collet Insert



9500 Series Extended 4" Wheel Angle Grinders

Features:

- Use 9500 Series Extended Wheel Angle Grinders for quickly removing material, cutting and deburring in shipyards, welding, petrochemical and fabrication applications.
- Low profile angle head and 3-position guard gives the operator the ability to work in hard to reach areas.
- Available in Type 1 and Type 27 wheel configurations to ensure versatility in the workplace.
- Patented External Spindle Lock version available.

Model	Wheel Capacity	Termination	Exhaust	RPM	Max HP	Length	Weight	Air Inlet Thread	Rec'd Hose Size	Avg. Air Cons
MP-9513EXTAGF-384T1	4" Type 1	3/8"-24 External Thread	Front	13,500	0.8	9-5/8"	3.3 lbs	1/4"	3/8"	35 cfm
MP-9513EXTAGF-384T7	4" Type 27	3/8"-24 External Thread	Front	13,500	0.8	9-5/8"	3.3 lbs	1/4"	3/8"	35 cfm
MP-9513EXTAGS-384T1	4" Type 1	3/8"-24 External Thread	Side	13,500	0.8	9-5/8"	3.3 lbs	1/4"	3/8"	32 cfm
MP-9513EXTAGS-384T7	4" Type 27	3/8"-24 External Thread	Side	13,500	0.8	9-5/8"	3.3 lbs	1/4"	3/8"	32 cfm
MP-9513EXTAGR-384T1	4" Type 1	3/8"-24 External Thread	Rear	13,500	0.8	10-1/8"	3.3 lbs	1/4"	3/8"	30 cfm
MP-9513EXTAGR-384T7	4" Type 27	3/8"-24 External Thread	Rear	13,500	0.8	10-1/8"	3.3 lbs	1/4"	3/8"	30 cfm
MP-9516EXTAGR-384T1	4" Type 1	3/8"-24 External Thread	Rear	16,500	0.8	10-1/8"	3.3 lbs	1/4"	3/8"	30 cfm
MP-9516EXTAGR-384T7	4" Type 27	3/8"-24 External Thread	Rear	16,500	0.8	10-1/8"	3.3 lbs	1/4"	3/8"	30 cfm



9500 Series Extended 1/4" Collet Die Grinders

Features:

- Two-handed operation with extended housing allows for more control and precision.
- Available in multiple collet sizes and speeds to satisfy your most difficult deburring applications.

Model	Capacity	Termination	Exhaust	RPM	Max HP	Length	Weight	Air Inlet Thread	Rec'd Hose Size	Avg. Air Cons
MP-9518EXTDGR-C4	1" Carbide Burr, 2" Wheel	1/4" Collet	Rear	18,000	0.95	12-3/4"	2.3 lbs	1/4"	3/8"	30 cfm
MP-9520EXTDGR-C4	1" Carbide Burr, 2" Wheel	1/4" Collet	Rear	20,000	0.95	12-3/4"	2.3 lbs	1/4"	3/8"	30 cfm
MP-9525EXTDGR-C4	1" Carbide Burr, 2" Wheel	1/4" Collet	Rear	25,000	0.95	12-3/4"	2.3 lbs	1/4"	3/8"	30 cfm
MP-9518EXTDGS-C4	1" Carbide Burr, 2" Wheel	1/4" Collet	Side	18,000	0.95	12-1/4"	2.3 lbs	1/4"	3/8"	32 cfm
MP-9524EXTDGS-C4	1" Carbide Burr, 2" Wheel	1/4" Collet	Side	24,000	0.95	12-1/4"	2.3 lbs	1/4"	3/8"	32 cfm

C4 = 1/4" Collet Insert (standard)
Also Available: C6 = 3/16" Collet Insert, C6M = 6mm Collet Insert, C3 = 3/8" Collet Insert, C5 = 5/16" Collet Insert, C8 = 1/8" Collet Insert



9500 Series Extended Cone Wheel Grinders

Features:

- Two-handed operation with extended housing allows for more control and precision.
- Available in multiple exhausts and speeds to satisfy your most difficult deburring applications.

Model	Wheel Capacity	Termination	Exhaust	RPM	Max HP	Length	Weight	Air Inlet Thread	Rec'd Hose Size	Avg. Air Cons
MP-9518EXTHGR-383CW	1.25"	3/8"-24 External Thread	Rear	18,000	0.95	12-3/4"	2.3 lbs	1/4"	3/8"	30 cfm
MP-9518EXTHGR-123CW	1.25"	1/2"-13 External Thread	Rear	18,000	0.95	12-3/4"	2.3 lbs	1/4"	3/8"	30 cfm
MP-9520EXTHGR-383CW	1.25"	3/8"-24 External Thread	Rear	20,000	0.95	12-3/4"	2.3 lbs	1/4"	3/8"	30 cfm
MP-9520EXTHGR-123CW	1.25"	1/2"-13 External Thread	Rear	20,000	0.95	12-3/4"	2.3 lbs	1/4"	3/8"	30 cfm
MP-9525EXTHGR-383CW	1.25"	3/8"-24 External Thread	Rear	25,000	0.95	12-3/4"	2.3 lbs	1/4"	3/8"	30 cfm
MP-9525EXTHGR-123CW	1.25"	1/2"-13 External Thread	Rear	25,000	0.95	12-3/4"	2.3 lbs	1/4"	3/8"	30 cfm
MP-9518EXTHGS-383CW	1.25"	3/8"-24 External Thread	Side	18,000	0.95	12-1/4"	2.3 lbs	1/4"	3/8"	32 cfm
MP-9518EXTHGS-123CW	1.25"	1/2"-13 External Thread	Side	18,000	0.95	12-1/4"	2.3 lbs	1/4"	3/8"	32 cfm
MP-9524EXTHGS-383CW	1.25"	3/8"-24 External Thread	Side	24,000	0.95	12-1/4"	2.3 lbs	1/4"	3/8"	32 cfm
MP-9524EXTHGS-123CW	1.25"	1/2"-13 External Thread	Side	24,000	0.95	12-1/4"	2.3 lbs	1/4"	3/8"	32 cfm



9500 Series Extended 4" Horizontal Grinders

Features:

- Two-handed operation with extended housing allows for more control and precision.
- Available in multiple exhausts and speeds to satisfy your most difficult applications.

Model	Wheel Capacity	Termination	Exhaust	RPM	Max HP	Length	Weight	Air Inlet Thread	Rec'd Hose Size	Avg. Air Cons
MP-9518EXTHGR-384T1	4" Type 1	3/8"-24 External Thread	Rear	18,000	0.95	12-3/4"	2.7 lbs	1/4"	3/8"	30 cfm
MP-9520EXTHGR-384T1	4" Type 1	3/8"-24 External Thread	Rear	20,000	0.95	12-3/4"	2.7 lbs	1/4"	3/8"	30 cfm
MP-9525EXTHGR-384T1	4" Type 1	3/8"-24 External Thread	Rear	25,000	0.95	12-3/4"	2.7 lbs	1/4"	3/8"	30 cfm
MP-9518EXTHGS-384T1	4" Type 1	3/8"-24 External Thread	Side	18,000	0.95	12-1/4"	2.7 lbs	1/4"	3/8"	32 cfm
MP-9524EXTHGS-384T1	4" Type 1	3/8"-24 External Thread	Side	24,000	0.95	12-1/4"	2.7 lbs	1/4"	3/8"	32 cfm

9500 Series 1/4" & 3/8" Routers

Features:

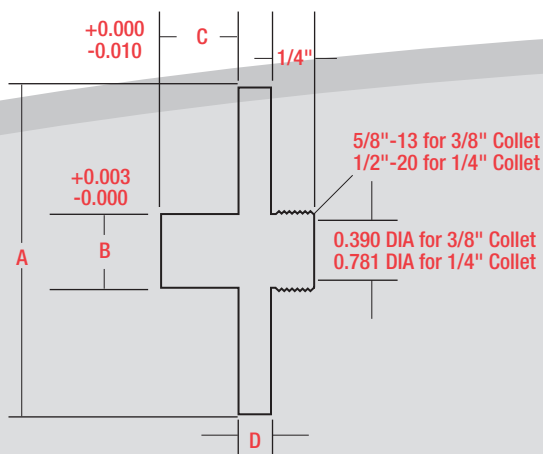
- Use 9500 Series Routers for edge trimming and finishing wood, fiberglass, aluminum and composites. Ideal for removing excess material from injection molded parts.
- Lightweight for easy one-handed operation. Easy depth adjustment does not require any wrenches or special tools.
- Available in 18,000 and 25,000 rpm as well as 1/4" and 3/8" shank to satisfy all application requirements.



MP-9525RTF-C4

Model	Capacity	Termination	Exhaust	RPM	Max HP	Length	Weight	Air Inlet Thread	Rec'd Hose Size	Avg. Air Cons
MP-9518RTF-C4	1/4" Bits	1/4" Collet	Front	18,000	0.95	8"	2.45 lbs	1/4"	3/8"	30 cfm
MP-9525RTF-C4	1/4" Bits	1/4" Collet	Front	25,000	0.95	8"	2.45 lbs	1/4"	3/8"	30 cfm
MP-9518RTF-C3	3/8" Bits	3/8" Collet	Front	18,000	0.95	8"	2.45 lbs	1/4"	3/8"	30 cfm
MP-9525RTF-C3	3/8" Bits	3/8" Collet	Front	25,000	0.95	8"	2.45 lbs	1/4"	3/8"	30 cfm

Router Guide	Collet Size	Dimensions in Inches			
		A	B	C	D
GR-2531	3/8"	1-1/2"	1/2"	3/8"	1/8"
GR-2402	1/4"	1"	3/8"	3/8"	1/8"
GR-2420	1/4"	1"	5/8"	1/8"	1/8"





MP-9524DGS-C4



MP-9518DGR-C4

9500 Series 1/4" Collet Die Grinders

Features:

- Use 9500 Series Die Grinders for grinding, sanding, honing, deburring and polishing a variety of materials. Ideal for tool and die work to create the precise contours of dies and molds.
- Small and compact for confined areas and hard to reach surfaces. Includes all wrenches required to make changing abrasives quick and easy.
- Available in a variety of speeds and collet sizes for use with all materials.

Model	Capacity	Termination	Exhaust	RPM	Max HP	Length	Weight	Air Inlet Thread	Rec'd Hose Size	Avg. Air Cons
MP-9518DGF-C4	1" Carbide Burr, 2" Wheel	1/4" Collet	Front	18,000	0.95	7"	1.9 lbs	1/4"	3/8"	35 cfm
MP-9518DGR-C4	1" Carbide Burr, 2" Wheel	1/4" Collet	Rear	18,000	0.95	7-3/8"	1.9 lbs	1/4"	3/8"	30 cfm
MP-9518DGS-C4	1" Carbide Burr, 2" Wheel	1/4" Collet	Side	18,000	0.95	7"	1.9 lbs	1/4"	3/8"	32 cfm
MP-9520DGR-C4	1" Carbide Burr, 2" Wheel	1/4" Collet	Rear	20,000	0.95	7-3/8"	1.9 lbs	1/4"	3/8"	35 cfm
MP-9524DGS-C4	1" Carbide Burr, 2" Wheel	1/4" Collet	Side	24,000	0.95	7"	1.9 lbs	1/4"	3/8"	32 cfm
MP-9525DGF-C4	1" Carbide Burr, 2" Wheel	1/4" Collet	Front	25,000	0.95	7"	1.9 lbs	1/4"	3/8"	35 cfm
MP-9525DGR-C4	1" Carbide Burr, 2" Wheel	1/4" Collet	Rear	25,000	0.95	7-3/8"	1.9 lbs	1/4"	3/8"	30 cfm

C4 = 1/4" Collet Insert (standard)

Also Available: C6 = 3/16" Collet Insert, C6M = 6mm Collet Insert, C3 = 3/8" Collet Insert, C5 = 5/16" Collet Insert, C8 = 1/8" Collet Insert



MP-9518WGR-384T1

9500 Series 4" Wheel Grinder

Features:

- Use 9500 Series Wheel Grinder for grinding, sanding, honing, deburring and polishing a variety of materials.
- Small and compact for confined areas and hard-to-reach surfaces. Includes all wrenches required to make changing abrasives quick and easy.

Model	Wheel Capacity	Termination	Exhaust	RPM	Max HP	Length	Weight	Air Inlet Thread	Rec'd Hose Size	Avg. Air Cons
MP-9518WGR-384T1	4" Guard, Type 1	3/8"-24 External Thread	Rear	18,000	0.95	7-3/8"	2.2 lbs	1/4"	3/8"	35 cfm

1500 SERIES GRINDER



MP-1514DGF-C4

1500 Series Die Grinders

Manufactured with a steel housing for long life. Features governor and 1/4" three-piece collet. Designed for the toughest deburring, chamfering or surface prep applications.

Model	Capacity	Termination	Exhaust	RPM	Max HP	Length	Weight	Air Inlet Thread	Rec'd Hose Size	Avg. Air Cons
MP-1509DGF-C4	1" Carbide Burr, 2" Wheel	1/4" Collet	Front	9000	1.5	8-5/8"	2.75 lbs	3/8"	3/8"	19 cfm
MP-1512DGF-C4	1" Carbide Burr, 2" Wheel	1/4" Collet	Front	12,000	1.5	8-5/8"	2.75 lbs	3/8"	3/8"	19 cfm
MP-1514DGF-C4	1" Carbide Burr, 2" Wheel	1/4" Collet	Front	14,000	1.5	8-5/8"	2.75 lbs	3/8"	3/8"	20 cfm
MP-1518DGF-C4	1" Carbide Burr, 2" Wheel	1/4" Collet	Front	18,000	1.5	8-5/8"	2.75 lbs	3/8"	3/8"	21 cfm
MP-1509DGS-C4	1" Carbide Burr, 2" Wheel	1/4" Collet	Side	9000	1.5	8-5/8"	2.75 lbs	3/8"	3/8"	19 cfm
MP-1512DGS-C4	1" Carbide Burr, 2" Wheel	1/4" Collet	Side	12,000	1.5	8-5/8"	2.75 lbs	3/8"	3/8"	19 cfm
MP-1514DGS-C4	1" Carbide Burr, 2" Wheel	1/4" Collet	Side	14,000	1.5	8-5/8"	2.75 lbs	3/8"	3/8"	20 cfm
MP-1518DGS-C4	1" Carbide Burr, 2" Wheel	1/4" Collet	Side	18,000	1.5	8-5/8"	2.75 lbs	3/8"	3/8"	21 cfm

C4 = 1/4" Collet Insert (standard)

Also Available: C6 = 3/16" Collet Insert, C6M = 6mm Collet Insert, C3 = 3/8" Collet Insert, C5 = 5/16" Collet Insert, C8 = 1/8" Collet Insert



MP-1512EXTHGS-383CW

1500 Series Cone Wheel Grinders

Manufactured with a steel housing for long life. Features governor, rotating exhaust diffuser and hardened spindle. Designed for the toughest foundry, casting, deburring or flashing removal applications.

Model	Wheel Capacity	Termination	Exhaust	RPM	Max HP	Length	Weight	Air Inlet Thread	Rec'd Hose Size	Avg. Air Cons
MP-1509EXTHGS-383CW	1.25"	3/8"-24 External Thread	Side	9000	1.5	14-3/8"	3.5 lbs	3/8"	3/8"	19 cfm
MP-1512EXTHGS-383CW	1.25"	3/8"-24 External Thread	Side	12,000	1.5	14-3/8"	3.5 lbs	3/8"	3/8"	19 cfm
MP-1514EXTHGS-383CW	1.25"	3/8"-24 External Thread	Side	14,000	1.5	14-3/8"	3.5 lbs	3/8"	3/8"	20 cfm
MP-1518EXTHGS-383CW	1.25"	3/8"-24 External Thread	Side	18,000	1.5	14-3/8"	3.5 lbs	3/8"	3/8"	21 cfm
MP-1509EXTHGS-123CW	1.25"	1/2"-13 External Thread	Side	9,000	1.5	14-3/8"	3.5 lbs	3/8"	3/8"	19 cfm
MP-1512EXTHGS-123CW	1.25"	1/2"-13 External Thread	Side	12,000	1.5	14-3/8"	3.5 lbs	3/8"	3/8"	19 cfm
MP-1514EXTHGS-123CW	1.25"	1/2"-13 External Thread	Side	14,000	1.5	14-3/8"	3.5 lbs	3/8"	3/8"	20 cfm
MP-1518EXTHGS-123CW	1.25"	1/2"-13 External Thread	Side	18,000	1.5	14-3/8"	3.5 lbs	3/8"	3/8"	21 cfm
MP-1509EXTHGS-583CW	1.25"	5/8"-11 External Thread	Side	9,000	1.5	14-3/8"	3.5 lbs	3/8"	3/8"	19 cfm
MP-1512EXTHGS-583CW	1.25"	5/8"-11 External Thread	Side	12,000	1.5	14-3/8"	3.5 lbs	3/8"	3/8"	19 cfm
MP-1514EXTHGS-583CW	1.25"	5/8"-11 External Thread	Side	14,000	1.5	14-3/8"	3.5 lbs	3/8"	3/8"	20 cfm
MP-1518EXTHGS-583CW	1.25"	5/8"-11 External Thread	Side	18,000	1.5	14-3/8"	3.5 lbs	3/8"	3/8"	21 cfm



MP-1514EXTHGS-384T1

1500 Series Extended Wheel Grinders

Manufactured with a steel housing for long life in foundries. Features governor, rotating exhaust deflector and hardened spindle. Designed for the toughest grinding and material removal applications.

Model	Wheel Capacity	Termination	Exhaust	RPM	Max HP	Length	Weight	Air Inlet Thread	Rec'd Hose Size	Avg. Air Cons
MP-1509EXTHGS-384T1	4" Type 1	3/8"-24 External Thread	Side	9000	1.5	14-3/8"	3.5 lbs	3/8"	3/8"	19 cfm
MP-1512EXTHGS-384T1	4" Type 1	3/8"-24 External Thread	Side	12,000	1.5	14-3/8"	3.5 lbs	3/8"	3/8"	19 cfm
MP-1514EXTHGS-384T1	4" Type 1	3/8"-24 External Thread	Side	14,000	1.5	14-3/8"	3.5 lbs	3/8"	3/8"	20 cfm
MP-1518EXTHGS-384T1	4" Type 1	3/8"-24 External Thread	Side	18,000	1.5	14-3/8"	3.5 lbs	3/8"	3/8"	21 cfm



MP-1514EXTDGS-C4

1500 Series Extended Die Grinders

Manufactured with a steel housing for long life in foundries. Features governor, rotating exhaust deflector, and hardened spindle. Designed for the toughest grinding and material removal applications.

Model	Capacity	Termination	Exhaust	RPM	Max HP	Length	Weight	Air Inlet Thread	Rec'd Hose Size	Avg. Air Cons
MP-1509EXTDGS-C4	1" Carbide Burr, 2" Wheel	1/4" Collet	Side	9000	1.5	14-3/8"	3.5 lbs	3/8"	3/8"	19 cfm
MP-1512EXTDGS-C4	1" Carbide Burr, 2" Wheel	1/4" Collet	Side	12,000	1.5	14-3/8"	3.5 lbs	3/8"	3/8"	19 cfm
MP-1514EXTDGS-C4	1" Carbide Burr, 2" Wheel	1/4" Collet	Side	14,000	1.5	14-3/8"	3.5 lbs	3/8"	3/8"	20 cfm
MP-1518EXTDGS-C4	1" Carbide Burr, 2" Wheel	1/4" Collet	Side	18,000	1.5	14-3/8"	3.5 lbs	3/8"	3/8"	21 cfm

C4 = 1/4" Collet Insert (standard)

Also Available: C6 = 3/16" Collet Insert, C6M = 6mm Collet Insert, C3 = 3/8" Collet Insert, C5 = 5/16" Collet Insert, C8 = 1/8" Collet Insert



MP-1518BGS-38121-21

1500 Series Belt Grinders

Manufactured with a steel housing for long life in foundries. Features governor and rotating exhaust deflector. Designed for the toughest sanding and deburring applications. Rubber contact wheel can be configured on the drive spindle or the idler wheel based on customer application.

Model	Belt Capacity	Termination	Exhaust	RPM	Max HP	Length	Weight	Air Inlet Thread	Rec'd Hose Size	Avg. Air Cons
MP-1509BGS-38121-21*	12" x 1"	3/8"-24 External Thread	Side	9000	1.5	14-3/8"	4 lbs	3/8"	3/8"	19 cfm
MP-1512BGS-38121-21*	12" x 1"	3/8"-24 External Thread	Side	12,000	1.5	14-3/8"	4 lbs	3/8"	3/8"	19 cfm
MP-1514BGS-38121-21*	12" x 1"	3/8"-24 External Thread	Side	14,000	1.5	14-3/8"	4 lbs	3/8"	3/8"	20 cfm
MP-1518BGS-38121-21*	12" x 1"	3/8"-24 External Thread	Side	18,000	1.5	14-3/8"	4 lbs	3/8"	3/8"	21 cfm
MP-1509BGS-38121-12**	12" x 1"	3/8"-24 External Thread	Side	9000	1.5	14-3/8"	4 lbs	3/8"	3/8"	19 cfm
MP-1512BGS-38121-12**	12" x 1"	3/8"-24 External Thread	Side	12,000	1.5	14-3/8"	4 lbs	3/8"	3/8"	19 cfm
MP-1514BGS-38121-12**	12" x 1"	3/8"-24 External Thread	Side	14,000	1.5	14-3/8"	4 lbs	3/8"	3/8"	20 cfm
MP-1518BGS-38121-12**	12" x 1"	3/8"-24 External Thread	Side	18,000	1.5	14-3/8"	4 lbs	3/8"	3/8"	21 cfm

* Rubber drive wheel and steel pulley

** Steel drive wheel and rubber pulley

Call Today to Order • 800-521-8104

10-9

The 2300 SERIES



The MP-2300 Series

Rugged, powerful and versatile grinders have been designed for the demanding industrial applications found in shipyards, foundries, steel fabrication and heavy machinery manufacturing.

They are also ideal for maintenance and repair operations in oil, gas, petrochemical, mining and construction industries. The 2300 Series offers one of the highest power-to-weight ratios in its class and is designed for high productivity and industrial use.

Design Features and Benefits:

- Powerful 2.3 hp motor for extreme performance and flexibility
- Governed motor to help maintain rpm under load for consistent material removal
- Durable beveled gearing with Zerk style grease fitting for easy maintenance and extended tool life
- Spindle lock button for fast and easy abrasive replacement

Ergonomic Features and Benefits:

- Reduced vibration dead handle for improved operator comfort
- Textured composite grip and safety lever teasing throttle for greater control
- Compact design for easier access and maneuverability in confined areas
- Low profile head for greater visibility of abrasive contact to work area
- Adjustable wheel guard increases position flexibility
- Rear exhaust directs air away from the work area (5' optional over hose exhaust kit available: 2312-50)

Applications:

- Easy and effective preparation of rough, rusted and uneven surfaces for fabrication
- Quick deburring, smoothing and finishing of weld joints
- Shaping and finishing of parts and castings
- On-site heavy truck and equipment repair
- Polishing and sanding

Wheel Not Included



GRINDERS



SANDERS



Model	Wheel Capacity	Free Speed	Spindle Thread	Max HP	Length	Weight	Air Inlet Thread	Rec'd Hose Size	Avg. Air Consumption
★ Grinders ★									
MP-2375-384T7	4" Type 27	7,500 rpm	3/8"-24	2.3	10"	4.5 lbs	3/8"	1/2"	35 cfm
MP-2310-384T7	4" Type 27	10,000 rpm	3/8"-24	2.3	10"	4.5 lbs	3/8"	1/2"	35 cfm
MP-2312-384T7	4" Type 27	12,000 rpm	3/8"-24	2.3	10"	4.5 lbs	3/8"	1/2"	35 cfm
MP-2313-384T7	4" Type 27	13,500 rpm	3/8"-24	2.3	10"	4.5 lbs	3/8"	1/2"	35 cfm
MP-2375-584T7	4" Type 27	7,500 rpm	5/8"-11	2.3	10"	4.5 lbs	3/8"	1/2"	35 cfm
MP-2310-584T7	4" Type 27	10,000 rpm	5/8"-11	2.3	10"	4.5 lbs	3/8"	1/2"	35 cfm
MP-2312-584T7	4" Type 27	12,000 rpm	5/8"-11	2.3	10"	4.5 lbs	3/8"	1/2"	35 cfm
MP-2313-584T7	4" Type 27	13,500 rpm	5/8"-11	2.3	10"	4.5 lbs	3/8"	1/2"	35 cfm
MP-2375-3845T7	4-1/2" Type 27	7,500 rpm	3/8"-24	2.3	10"	4.5 lbs	3/8"	1/2"	35 cfm
MP-2310-3845T7	4-1/2" Type 27	10,000 rpm	3/8"-24	2.3	10"	4.5 lbs	3/8"	1/2"	35 cfm
MP-2312-3845T7	4-1/2" Type 27	12,000 rpm	3/8"-24	2.3	10"	4.5 lbs	3/8"	1/2"	35 cfm
MP-2313-3845T7	4-1/2" Type 27	13,500 rpm	3/8"-24	2.3	10"	4.5 lbs	3/8"	1/2"	35 cfm
MP-2375-5845T7	4-1/2" Type 27	7,500 rpm	5/8"-11	2.3	10"	4.5 lbs	3/8"	1/2"	35 cfm
MP-2310-5845T7	4-1/2" Type 27	10,000 rpm	5/8"-11	2.3	10"	4.5 lbs	3/8"	1/2"	35 cfm
MP-2312-5845T7	4-1/2" Type 27	12,000 rpm	5/8"-11	2.3	10"	4.5 lbs	3/8"	1/2"	35 cfm
MP-2313-5845T7	4-1/2" Type 27	13,500 rpm	5/8"-11	2.3	10"	4.5 lbs	3/8"	1/2"	35 cfm
MP-2375-385T7	5" Type 27	7,500 rpm	3/8"-24	2.3	10"	4.5 lbs	3/8"	1/2"	35 cfm
MP-2310-385T7	5" Type 27	10,000 rpm	3/8"-24	2.3	10"	4.5 lbs	3/8"	1/2"	35 cfm
MP-2312-385T7	5" Type 27	12,000 rpm	3/8"-24	2.3	10"	4.5 lbs	3/8"	1/2"	35 cfm
MP-2313-385T7	5" Type 27	13,500 rpm	3/8"-24	2.3	10"	4.5 lbs	3/8"	1/2"	35 cfm
MP-2375-585T7	5" Type 27	7,500 rpm	5/8"-11	2.3	10"	4.5 lbs	3/8"	1/2"	35 cfm
MP-2310-585T7	5" Type 27	10,000 rpm	5/8"-11	2.3	10"	4.5 lbs	3/8"	1/2"	35 cfm
MP-2312-585T7	5" Type 27	12,000 rpm	5/8"-11	2.3	10"	4.5 lbs	3/8"	1/2"	35 cfm
MP-2313-585T7	5" Type 27	13,500 rpm	5/8"-11	2.3	10"	4.5 lbs	3/8"	1/2"	35 cfm
MP-2375-586T7	6" Type 27	7,500 rpm	5/8"-11	2.3	10"	4.5 lbs	3/8"	1/2"	35 cfm
MP-2310-586T7	6" Type 27	10,000 rpm	5/8"-11	2.3	10"	4.5 lbs	3/8"	1/2"	35 cfm
MP-2312-586T7	6" Type 27	12,000 rpm	5/8"-11	2.3	10"	4.5 lbs	3/8"	1/2"	35 cfm
MP-2313-586T7	6" Type 27	13,500 rpm	5/8"-11	2.3	10"	4.5 lbs	3/8"	1/2"	35 cfm
★ Sanders ★									
MP-2375-38S	5" Sanding Pad	7,500 rpm	3/8"-24	2.3	10"	4.5 lbs	3/8"	1/2"	35 cfm
MP-2310-38S	5" Sanding Pad	10,000 rpm	3/8"-24	2.3	10"	4.5 lbs	3/8"	1/2"	35 cfm
MP-2312-38S	5" Sanding Pad	12,000 rpm	3/8"-24	2.3	10"	4.5 lbs	3/8"	1/2"	35 cfm
MP-2313-38S	5" Sanding Pad	13,500 rpm	3/8"-24	2.3	10"	4.5 lbs	3/8"	1/2"	35 cfm
MP-2375-58S	5" Sanding Pad	7,500 rpm	5/8"-11	2.3	10"	4.5 lbs	3/8"	1/2"	35 cfm
MP-2310-58S	5" Sanding Pad	10,000 rpm	5/8"-11	2.3	10"	4.5 lbs	3/8"	1/2"	35 cfm
MP-2312-58S	5" Sanding Pad	12,000 rpm	5/8"-11	2.3	10"	4.5 lbs	3/8"	1/2"	35 cfm
MP-2313-58S	5" Sanding Pad	13,500 rpm	5/8"-11	2.3	10"	4.5 lbs	3/8"	1/2"	35 cfm

ACCESSORIES



2312-50
Over Hose Exhaust Kit



OIL-080
4 oz Oil



OIL-085
32 oz Oil



C098689
Grease Gun

Call Today to Order • 800-521-8104

10-11

Professional Series

Professional Series Straight and Angle Die Grinders

The Professional Series Die Grinders feature a hardened alloy steel cylinder and rotor to maintain power while ensuring longer tool life. The right angle die grinders contain a tough alloy steel pinion and bevel gear transmission design for operation that is both smooth and quiet. The motor housings are milled from solid aluminum bar stock for precision alignment.

Each tool is equipped with a 1/4" Erikson style collet and two collet wrenches, integrated regulator and two-step safety lever. The extended die grinders are available in 3-1/2", 5-1/2" and 7-1/2" steel spindle housings for those hard-to-reach areas. Extended die grinders are designed with precision needle bearings to ensure true running and long life.

Features a hardened alloy steel cylinder and rotor to maintain power while ensuring longer tool life. The motor housings are milled from solid aluminum bar stock for precision alignment. Includes a 1/4" Erikson style collet as well as an integrated regulator and two-step safety lever.

Belt Sanders

The G20390-BA, our most compact belt sander, is versatile enough to handle any industrial application. The perfect tool for leveling and contouring in corners and other difficult spaces. Features include rear exhaust, safety lever and an adjustable belt attachment that allows the operator to work from any position. The G20390-BA Belt Sander is the best solution for the aircraft and foundry industries' needs.

The G12390-BA-EXT used in turbine deburring.



G12390




G20390



G22601F



G18901F



G12390-BA



G12390-BA-EXT



Ask about our
G3000-CASE-KIT



G25300



G25304B



G25306B



G25308B

0.3 hp Models

Model	Type	Exhaust	Capacity	Free Speed	Max HP	Extension Length	Overall Length	Weight	Air Inlet Thread	Rec'd Hose Size	Avg. Air Consumption
G25300	Straight	Rear	1/4" Collet	25,000 rpm	0.3	—	5-5/8"	0.82 lbs	1/4"	3/8"	10 cfm
G25304B	Straight	Rear	1/4" Collet	25,000 rpm	0.3	3-1/2"	9-1/8"	1.30 lbs	1/4"	3/8"	10 cfm
G25306B	Straight	Rear	1/4" Collet	25,000 rpm	0.3	5-1/2"	11-1/8"	1.50 lbs	1/4"	3/8"	10 cfm
G25308B	Straight	Rear	1/4" Collet	25,000 rpm	0.3	7-1/2"	13-1/8"	1.70 lbs	1/4"	3/8"	10 cfm
G12390	Angle	Rear	1/4" Collet	12,000 rpm	0.3	—	5-3/4"	1.12 lbs	1/4"	3/8"	8 cfm
G20390	Angle	Rear	1/4" Collet	20,000 rpm	0.3	—	5-3/4"	1.12 lbs	1/4"	3/8"	10 cfm
G12390-BA	Belt	Rear	1/2" x 12" Belt	12,000 rpm	0.3	—	10-3/8"	1.50 lbs	1/4"	3/8"	8 cfm
G12390-BA-EXT	Belt	Rear	1/2" x 18" Belt	12,000 rpm	0.3	—	13-3/8"	1.65 lbs	1/4"	3/8"	8 cfm
G20390-BA	Belt	Rear	1/2" x 12" Belt	20,000 rpm	0.3	—	10-3/8"	1.50 lbs	1/4"	3/8"	10 cfm

0.6 & 0.9 hp Models

Model	Type	Exhaust	Capacity	Free Speed	Max HP	Extension Length	Overall Length	Weight	Air Inlet Thread	Rec'd Hose Size	Avg. Air Consumption
G22601F	Straight	Front	1/4" Collet	22,000 rpm	0.6	—	5-3/4"	1.28 lbs	1/4"	3/8"	21 cfm
G18901F	Straight	Front	1/4" Collet	18,000 rpm	0.9	—	6-1/4"	1.43 lbs	1/4"	3/8"	27 cfm



C098689
Grease Gun

Call Today to Order • 800-521-8104

10-13



MP-9113-14



MP-3040

Steel Body Grinders

Heavy-duty grinders featuring a 0.9 hp motor and durable steel motor housing and construction for demanding industrial applications. Ideal for foundries, welding and fabrication shops, shipyards, rail car repair, and many other intense material removal applications. **Abrasives not included.**



MP-11650



MP-9113E-14



MP-3040E-C



MP-3040-E4

Steel Grinders

Model	Type	Exhaust	Collet Size	Spindle Thread	Wheel Size	Free Speed	Max HP	Height	Length	Weight	Air Inlet Thread	Rec'd Hose Size	Avg. Air Cons.
MP-9113-14	Straight	Front	1/4"	—	—	25,000 rpm	0.9	—	6-1/4"	2.25 lbs	1/4"	3/8"	12 cfm
MP-9113-38	Straight	Front	3/8"	—	—	25,000 rpm	0.9	—	6-1/4"	2.25 lbs	1/4"	3/8"	12 cfm
MP-9113E-14	Straight	Side	1/4"	—	—	25,000 rpm	0.9	—	11-1/4"	3.25 lbs	1/4"	3/8"	12 cfm
MP-9113-14-18000	Straight	Front	1/4"	—	—	18,000 rpm	0.9	—	6-1/4"	2.25 lbs	1/4"	3/8"	12 cfm
MP-9113E-14-18000	Straight	Side	1/4"	—	—	18,000 rpm	0.9	—	11-1/16"	3.30 lbs	1/4"	3/8"	12 cfm
MP-9113E-38	Straight	Side	3/8"	—	—	25,000 rpm	0.9	—	11-1/4"	3.25 lbs	1/4"	3/8"	12 cfm
MP-3040	Angle	Side	—	3/8"-24	4" Type 27	13,500 rpm	0.7	2-1/2"	8"	3.25 lbs	1/4"	3/8"	26 cfm
MP-3040-C	Angle	Side	1/4"	—	—	13,500 rpm	0.7	2-1/2"	8"	2.75 lbs	1/4"	3/8"	10 cfm
MP-3040-E4	Angle	Side	—	3/8"-24	4" Type 27	13,500 rpm	0.7	2-1/2"	10"	3.5 lbs	1/4"	3/8"	26 cfm
MP-3040E-C	Angle	Side	1/4"	—	—	13,500 rpm	0.7	2-1/2"	10"	3.25 lbs	1/4"	3/8"	10 cfm
MP-3050-E4	Angle	Side	—	3/8"-24	4" Type 27	13,500 rpm	0.7	2-1/2"	10-1/4"	3.75 lbs	1/4"	3/8"	12 cfm
MP-3050-E6	Angle	Side	—	3/8"-24	6" Type 27	13,500 rpm	0.7	2-3/4"	10-3/4"	4.65 lbs	1/4"	3/8"	11 cfm
MP-9115-EW	Straight	Side	—	3/8"-24	3" x 1/2" Type 1	18,000 rpm	0.9	—	12-3/4"	4.0 lbs	1/4"	3/8"	12 cfm
MP-11650	Angle	Side	—	5/8"-11	5" Type 27	11,000 rpm	0.9	3-1/4"	7-3/4"	5.0 lbs	1/4"	3/8"	21.5 cfm



C098689
Grease Gun



Aluminum Body Grinders

Heavy-duty grinders featuring a 0.9 hp motor and durable aluminum motor housing and construction for demanding industrial applications. Ideal for foundries, welding and fabrication shops, shipyards, rail car repair, and many other intense material removal applications. **Abrasives not included.**



MP-9113A-38



MP-3040A



MP-9113A-EW



MP-9113AE-14



MP-3040A-E4



MP-3040AE-C

Aluminum Grinders

Model	Type	Exhaust	Collet Size	Spindle Thread	Wheel Size	Free Speed	Max HP	Height	Length	Weight	Air Inlet Thread	Rec'd Hose Size	Avg. Air Cons.
MP-9113A-14	Straight	Front	1/4"	—	—	25,000 rpm	0.9	—	6-1/4"	1.5 lbs	1/4"	3/8"	12 cfm
MP-9113A-38	Straight	Front	3/8"	—	—	25,000 rpm	0.9	—	6-1/4"	1.5 lbs	1/4"	3/8"	12 cfm
MP-9113AE-14	Straight	Side	1/4"	—	—	25,000 rpm	0.9	—	11-1/4"	2.75 lbs	1/4"	3/8"	12 cfm
MP-9113AE-38	Straight	Side	3/8"	—	—	25,000 rpm	0.9	—	11-1/4"	2.75 lbs	1/4"	3/8"	12 cfm
MP-3040A	Angle	Side	—	3/8"-24	4" Type 27	13,500 rpm	0.7	2-1/2"	8"	3.25 lbs	1/4"	3/8"	26 cfm
MP-3040A-C	Angle	Side	1/4"	—	—	13,500 rpm	0.7	2-1/2"	8"	2.0 lbs	1/4"	3/8"	10 cfm
MP-3040A-E4	Angle	Side	—	3/8"-24	4" Type 27	13,500 rpm	0.7	2-1/2"	10"	2.75 lbs	1/4"	3/8"	26 cfm
MP-3040AE-C	Angle	Side	1/4"	—	—	13,500 rpm	0.7	2-1/2"	10"	2.25 lbs	1/4"	3/8"	10 cfm
MP-9113A-EW	Straight	Side	—	3/8"-24	3" x 1/2" Type 1	18,000 rpm	0.9		12-1/2"	3.0 lbs	1/4"	3/8"	12 cfm
MP-9115A-EW	Straight	Side	—	3/8"-24	3" x 1/2" Type 1	18,000 rpm	0.9		12-3/4"	3.75 lbs	1/4"	3/8"	12 cfm
MP-11650A	Angle	Side	—	5/8"-11	5" Type 27	11,000 rpm	0.9	3-1/4"	7-3/4"	4.25 lbs	1/4"	3/8"	21.5 cfm



C098689
Grease Gun

Call Today to Order • 800-521-8104

10-15



MP-1151B-ST



MP-2753-ST



MP-2754-ST



MP-7252-ST



MP-7255-ST

2-7/8"

3-1/4"

1/4" Die Grinders - Rear Exhaust

Comfort grip grinders feature an adjustable integrated regulator, 2-step recessed safety lever and rear exhaust. Ideal for delicate finishing work and general light grinding applications. Part of the MPT Quiet Tools family of grinders.

Replacement Parts

C-1073-0.125	1/8" Collet
C-1073-0.250	1/4" Collet
52225	Collet Nut
52227	Wrench (2)
51224	(MP-1151B-ST) Collet Nut

Model	Type	Collet Size	Free Speed	Maximum HP	Length	Weight	Air Inlet Thread	Rec'd Hose Size	Avg. Air Consumption
MP-1151B-ST	Straight	1/4"	20,000 rpm	0.25	7-13/32"	1.5 lb	1/4"	3/8"	4 cfm
MP-2753-ST	Straight	1/4"	25,000 rpm	0.3	6-1/8"	0.9 lbs	1/4"	3/8"	4 cfm
MP-2754-ST	Straight	1/4"	25,000 rpm	0.3	10-1/8"	1.5 lbs	1/4"	3/8"	4 cfm
MP-7252-ST	Angle	1/4"	20,000 rpm	0.3	6-1/2"	1.1 lbs	1/4"	3/8"	4 cfm
MP-7255-ST	Angle	1/4"	20,000 rpm	0.3	7-13/16"	1.1 lbs	1/4"	3/8"	4 cfm



MP-5214



MP-5214EX



MP-5290B-4

3-1/4"

1/4" Die Grinders - Rear Exhaust

With lightweight composite housing and a full 1 hp, these are ergonomic grinders are perfect for heavy-duty work. Features a recessed safety lever throttle, rear exhaust and a three-piece collet design, ideal for use in die shops, shipyards, foundries and fabrication shops.

Replacement Parts

5214-23	1/4" Collet
5214-24	Collet Nut
5214-32	Wrench (2)

Model	Type	Collet Size	Free Speed	Maximum HP	Length	Weight	Air Inlet Thread	Rec'd Hose Size	Avg. Air Consumption
MP-5214	Straight	1/4"	20,000 rpm	1	7-7/8"	1.8 lbs	1/4"	3/8"	5.3 cfm
MP-5214EX	Straight	1/4"	20,000 rpm	1	13"	2.6 lbs	1/4"	3/8"	5.3 cfm
MP-5290B-4	Angle	1/4"	12,000 rpm	1	8-3/8"	2.6 lbs	1/4"	3/8"	5.3 cfm



MP-1775-ST

1/4" Die Grinders

Powerful 1/4" grinders. Lever throttle, built-in power regulator and 1/4" collet. Lightweight, easy to handle for general grinding and deburring application.



MP-2775-ST



MP-AG21-ST



MP-SM512E

Replacement Parts

C-1073-0.125	1/8" Collet
C-1073-0.250	1/4" Collet
52225	Collet Nut
52227	Wrench (2)
51224	(MP-SM512E) Collet Nut

Model	Type	Exhaust	Collet Size	Free Speed	Maximum HP	Length	Weight	Air Inlet Thread	Rec'd Hose Size	Avg. Air Consumption
MP-1775-ST	Straight	Rear	1/4"	25,000 rpm	0.25	6"	0.8 lbs	1/4"	3/8"	4 cfm
MP-2775-ST	Angle	Rear	1/4"	22,000 rpm	0.4	6-1/8"	1.1 lb	1/4"	3/8"	4 cfm
MP-AG21-ST	Angle	Front	1/4"	22,000 rpm	0.5	5"	1 lb	1/4"	3/8"	4 cfm
MP-SM512E	Straight	Rear	1/4"	23,000 rpm	0.25	13-1/4"	2.6 lbs	1/4"	3/8"	4 cfm



MP-250L-ST

Angle Grinders - Side Exhaust

Durable and lightweight angle grinders featuring governed motors for continuous power. Equipped with dead handle for greater control and front exhaust for operator comfort. Ideal for dressing welds, grinding complex shapes or for removing rust and paint quickly. Wheel not included.

Model	Spindle Thread	Wheel Capacity	Free Speed	Maximum HP	Height	Length	Weight	Air Inlet Thread	Rec'd Hose Size	Avg. Air Consumption
MP-250L-ST	3/8"-24	4" Type 27	12,000 rpm	1	3-1/4"	9-1/2"	4.5 lbs	1/4"	3/8"	6 cfm
MP-250L-ST58	5/8"-11	5" Type 27	12,000 rpm	1	3-1/4"	9"	4.2 lbs	1/4"	3/8"	6 cfm



MP-1260-C8

Micro Pencil Grinders

Excellent for deburring, contouring and light grinding. Ergonomic rubber grip provides added comfort. Includes collet wrenches and exhaust over hose to direct exhaust away from the operator.



MP-0872-90-C8



MP-1321-90-1.2T27

Model	Type	Capacity	Free Speed	Length	Weight	Air Inlet Thread	Rec'd Hose Size	Avg. Air Consumption
MP-1260-C8	Straight	1/8" Collet	60,000 rpm	6-1/16"	0.8 lbs	1/4"	1/4"	1.8 cfm
MP-0872-90-C8	Angle	1/8" Collet	72,000 rpm	6-1/16"	0.8 lbs	1/4"	1/4"	1.8 cfm
MP-1321-90-1.2T27	Angle	1.2" Wheel	23,000 rpm	6-1/4"	0.5 lbs	1/4"	1/4"	1.8 cfm



MP-SM516

Micro Pencil Grinder

Compact, super lightweight and designed for operator efficiency. Fast and powerful for the toughest jobs. Will grind all materials with amazing speed and ease. Ideal for metal, plastic, wood and stone work.

Collet Size	Free Speed	Length	Weight	Air Inlet Thread	Rec'd Hose Size	Avg. Air Consumption
1/8"	56,000 rpm	5-1/2"	0.25 lbs	1/4"	1/4"	1.5 cfm

Replacement Part

560021 1/8" Collet



MP-SA5351-18

Precision Turbine Die Grinder

High speed grinder designed for efficient metal removal or delicate finishing. Ideal for production work or cleaning castings such as turbine blades.

Collet Size	Free Speed	Maximum HP	Length	Length w/ Hose	Weight	Air Inlet Thread	Rec'd Hose Size	Avg. Air Consumption
1/8"	100,000 rpm	0.6	5-1/4"	62"	0.8 lb	1/4"	1/4"	10 cfm

Replacement Part

SA5351-03 1/8" Collet



MP-9111SG-C4 - Front Exhaust **1/4\"**

Features variable speed safety throttle and front exhaust. Rugged heat-treated housing ensures long tool life in harsh applications. Smooth, quiet motor at high speeds to help reduce operator fatigue.

Collet Size	Free Speed	Maximum HP	Length	Weight	Air Inlet Thread	Rec'd Hose Size	Avg. Air Consumption
1/4"	25,000 rpm	0.6	6-1/4"	1.85 lbs	1/4"	3/8"	24 cfm

Replacement Parts

5214-23	1/4" Collet
5214-24	Collet Nut
5214-32	Wrench (2)



MP-4439-C4-SFTY

1/4\"

Features a one-piece hardened and chrome plated spindle for durability and long tool life. The ergonomic three-bearing motor housing reduces vibration to the operator. Ideal for tool and die shops, tool rooms, foundries and anywhere fast metal removal is required.

Collet Size	Free Speed	Maximum HP	Length	Weight	Air Inlet Thread	Rec'd Hose Size	Avg. Air Consumption
1/4"	23,000 rpm	0.5	7-3/16"	1.5 lbs	1/4"	3/8"	16 cfm

Replacement Parts

4439008	1/4" Collet
4439025	Collet Nut
G-3858	9/16" Wrench
G-3327	3/4" Wrench



MP-220-AT

1/4\"

Small, lightweight, rugged grinder ideal for automotive and light-duty industrial applications. Quality motor provides power, accuracy and durability. Variable speed control for high speed or high torque.

Collet Size	Free Speed	Maximum HP	Length	Weight	Air Inlet Thread	Rec'd Hose Size	Avg. Air Consumption
1/4"	22,000 rpm	0.5	6-3/4"	1.25 lbs	1/4"	3/8"	4 cfm

Replacement Parts

C-1073-0.125	1/8" Collet
C-1073-0.250	1/4" Collet
C-1005N	Collet Nut
220-30	Wrench
220-32	Wrench



MP-501C-14

1/4\"

Small, lightweight, all steel construction die grinder is rugged for automotive and industrial work. Quality motor provides power, accuracy and durability. Front exhaust keeps work area clean. Includes a two-step safety lever.

Collet Size	Free Speed	Maximum HP	Length	Weight	Air Inlet Thread	Rec'd Hose Size	Avg. Air Consumption
1/4"	22,000 rpm	0.3	6-1/2"	1.1 lbs	1/4"	3/8"	4 cfm



MP-1250

1/4" Right Angle Die Grinder - Front Exhaust

Lightweight, ultra compact grinder ideal for sanding and grinding intricate shapes in compact areas. Ideal for use in welding and fabrication shops, shipyards, foundries and many other industrial facilities.

Collet Size	Free Speed	Maximum HP	Length	Weight	Air Inlet Thread	Rec'd Hose Size	Avg. Air Consumption
1/4"	20,000 rpm	0.35	3-1/2"	0.88 lb	1/4"	3/8"	20 cfm



MP-303L-14B

1/4" Angle Die Grinder - Rear Exhaust

Features a 110° angle head for easier access to confined or hard-to-reach areas. Gearless inline air motor for durable, smooth operation. Built-in adjustable regulator for optimal control and safety teasing throttle.

Collet Size	Free Speed	Maximum HP	Length	Weight	Air Inlet Thread	Rec'd Hose Size	Avg. Air Consumption
1/4"	20,000 rpm	0.3	7"	1.3 lb	1/4"	3/8"	5 cfm

Replacement Parts

C-1073-0.125	1/8" Collet
C-1073-0.250	1/4" Collet
52225	Collet Nut
52227	Wrench (2)



MP-SM542

1/4" Angle Die Grinder - Side Exhaust

Ultra compact, powerful die grinder/sander with an integrated silencer. Ideal for intricate shapes in confined areas.

Collet Size	Free Speed	Maximum HP	Length	Weight	Air Inlet Thread	Rec'd Hose Size	Avg. Air Consumption
1/4"	20,000 rpm	0.3	5"	1.1 lb	1/4"	3/8"	4 cfm

Replacement Parts

C-1073-0.125	1/8" Collet
C-1073-0.250	1/4" Collet
52225	Collet Nut
52227	Wrench (2)



MP-4502

4" Angle Grinder - Rear Exhaust

Features rear exhaust, safety lever and composite handle for reduced operator fatigue. Heavy-duty angle grinder suitable for a wide range of material removal applications. Ideal for foundries, shipyards and fabrication shops. Wheel not included.

Wheel Capacity	Spindle Thread	Free Speed	Maximum HP	Length	Weight	Air Inlet Thread	Rec'd Hose Size	Avg. Air Consumption
4" Type 27	3/8"-24	12,000 rpm	1	12"	3.3 lbs	1/4"	3/8"	14 cfm



MP-1954PS-ST

5" Angle Grinder - Rear Exhaust

Lightweight, heavy-duty angle grinder featuring a vibration reducing dead handle and spindle lock for quick abrasive changing. Ideal for smoothing and finish work in fabrication and weld shops. **Wheel not included.**

Wheel Capacity	Spindle Thread	Free Speed	Maximum HP	Length	Weight	Air Inlet Thread	Rec'd Hose Size	Avg. Air Consumption
5" Type 27	5/8"-11	12,000 rpm	0.9	9-13/32"	4.4 lbs	1/4"	3/8"	4 cfm



MP-1732B-ST

4" Angle Grinder / Cut-Off Tool - Rear Exhaust

Features an 8-position guard with 126° of rotation, ergonomic grip, and spindle lock for easy abrasive replacement. Equipped with dead handle for greater control. Ideal for both grinding and cutting in facility maintenance and fabrication shops. **Wheel not included.**

Wheel Capacity	Spindle Thread	Free Speed	Maximum HP	Length	Weight	Air Inlet Thread	Rec'd Hose Size	Avg. Air Consumption
4" Type 1	3/8"-24	12,000 rpm	0.5	11"	3.7 lbs	1/4"	3/8"	4 cfm



MP-4610-ST

5" Angle Grinder - Rear Exhaust

Features a governed motor for continuous performance in heavy-duty applications and a low profile head for a better view of the work surface. Rear exhaust handle with comfort grip is designed to accept an over hose for dust and noise control. Ideal for contouring and aggressive material removal in foundries, fabrication and weld shops. **Wheel not included.**

Wheel Capacity	Spindle Thread	Free Speed	Maximum HP	Length	Weight	Air Inlet Thread	Rec'd Hose Size	Avg. Air Consumption
5" Type 27	5/8"-11	12,000 rpm	1	9-3/4"	4.4 lbs	3/8"	3/8"	4 cfm



MP-5158

5" Angle Grinder

Powerful motors for aggressive material removal in demanding applications. Features a vibration reduced dead handle and adjustable side exhaust. Ideal for foundries, heavy manufacturing, and fabrication shops. **Wheel not included.**

Wheel Capacity	Spindle Thread	Free Speed	Maximum HP	Length	Weight	Air Inlet Thread	Rec'd Hose Size	Avg. Air Consumption
5" Type 27	5/8"-11	12,000 rpm	1.6	10-7/8"	4 lbs	3/8"	1/2"	41 cfm



MP-7158

7" Angle Grinder

Powerful motors for aggressive material removal in demanding applications. Features a vibration reduced dead handle and adjustable side exhaust. Ideal for foundries, heavy manufacturing and fabrication shops. **Wheel not included.**

Wheel Capacity	Spindle Thread	Free Speed	Maximum HP	Length	Weight	Air Inlet Thread	Rec'd Hose Size	Avg. Air Consumption
7" Type 27	5/8"-11	8400 rpm	2.2	12-3/4"	7.25 lbs	3/8"	1/2"	56 cfm



MP-717A-ST

7" Angle Grinders - Side Exhaust

Features durable quality beveled gears, a powerful 1.3 hp motor for fast material removal, and a spindle lock for quick abrasive changing. Lightweight aluminum housing and dead handle help reduce operator fatigue. **Wheel not included.**


Model	Wheel Capacity	Spindle Thread	Free Speed	Maximum HP	Height	Length	Weight	Air Inlet Thread	Rec'd Hose Size	Avg. Air Consumption
MP-717A-ST	7" Type 1	5/8"-11	8500 rpm	1.3	4-1/4"	13-1/8"	7.3 lbs	3/8"	3/8"	6 cfm
MP-7177G-ST	7" Type 27	5/8"-11	8500 rpm	1.3	4-1/2"	13-3/4"	7.7 lbs	3/8"	3/8"	6 cfm



MP-1165-WATER



MP-3760-WATER



MP-7170-WATER

Water Feed Grinders - Side Exhaust

Features durable quality beveled gears and powerful motors for unmatched performance in demanding wet sanding applications. Lightweight aluminum housing and dead handle help reduce operator fatigue. Water attachments include shut-off valves at the tool. **Wheel not included.**

Model	Wheel Capacity	Spindle Thread	Free Speed	Maximum HP	Height	Length	Weight	Air Inlet Thread	Rec'd Hose Size	Avg. Air Consumption
MP-1165-WATER	5" Type 1	5/8"-11	11,000 rpm	0.9	4-1/4"	8-1/2"	4.45 lbs	1/4"	3/8"	22 cfm
MP-3760-WATER	7" Disc	5/8"-11	4500 rpm	1.0	4"	12-3/4"	5.50 lbs	1/4"	3/8"	6 cfm
MP-7170-WATER	7" Type 1	5/8"-11	6000 rpm	1.3	6-3/4"	15-3/8"	8.75 lbs	1/4"	3/8"	6 cfm



MP-5666HS



MP-6648HS



650-HS-56A
6" Guard



650-HS-58A
8" Guard

Straight Grinders - Side Exhaust

Heavy-duty 3 and 4 hp grinders featuring a high force, corrosion resistant governor to maintain speed and optimum grinding efficiency. Ideal for cleaning castings, smoothing, finishing, snagging welds, removing scale, rust and weld spatter. Perfect for fabrication shops, refineries, foundries, shipyards, steel mills and rental yards. **Wheel not included.**

Model No	Wheel Capacity	Spindle Thread	Free Speed	Maximum HP	Motor Housing Outer Diameter	Length	Weight	Air Inlet Thread	Rec'd Hose Size	Avg. Air Consumption
MP-5666HS	6" x 1" Type 1	5/8"-11	6000 rpm	3	4-1/2"	20-1/8"	10.5 lbs	1/2"	1/2"	60 cfm
MP-6666HS	6" x 1" Type 1	5/8"-11	6000 rpm	4	4-1/2"	20-7/8"	12.5 lbs	1/2"	1/2"	75 cfm
MP-5648HS	8" x 1" Type 1	5/8"-11	4500 rpm	3	4-1/2"	20-1/8"	10.5 lbs	1/2"	1/2"	60 cfm
MP-6648HS	8" x 1" Type 1	5/8"-11	4500 rpm	4	4-1/2"	20-7/8"	12.5 lbs	1/2"	1/2"	75 cfm
MP-5668HS	8" x 1" Type 1	5/8"-11	6000 rpm	3	4-1/2"	20-1/8"	10.5 lbs	1/2"	1/2"	60 cfm
MP-6668HS	8" x 1" Type 1	5/8"-11	6000 rpm	4	4-1/2"	20-7/8"	12.5 lbs	1/2"	1/2"	75 cfm



Vertical Grinders - Side Exhaust

Heavy-duty 3 and 4 hp grinders featuring a high force, corrosion resistant governor to maintain speed and optimum grinding efficiency. Ideal for cleaning castings, smoothing, finishing, snagging welds, removing scale, rust and weld spatter. Perfect for fabrication shops, refineries, foundries, shipyards, steel mills and rental yards. **Wheel not included.**



MP-5666VSC-ORANGE



MP-6667VS-ORANGE



MP-5669VS-ORANGE



92406
6" Guard



700-200
7" Guard



700-201
9" Guard

Model	Wheel Capacity	Spindle Thread	Free Speed	Maximum HP	Height	Weight w/o Guard	Weight w/ Guard	Air Inlet Thread	Rec'd Hose Size	Avg. Air Consumption
MP-5666VSC-ORANGE	6" Type 11	5/8"-11	6000 rpm	3	7-5/8"	7.85 lbs	10.2 lbs	1/2"	1/2"	45 cfm
MP-5667VS-ORANGE	7" Type 27	5/8"-11	6000 rpm	3	7-5/8"	7.85 lbs	9.4 lbs	1/2"	1/2"	45 cfm
MP-5669VS-ORANGE	9" Type 27	5/8"-11	6000 rpm	3	7-5/8"	7.85 lbs	9.85 lbs	1/2"	1/2"	45 cfm
MP-6666VSC-ORANGE	6" Type 11	5/8"-11	6000 rpm	4	8"	9.25 lbs	11.6 lbs	1/2"	1/2"	40 cfm
MP-6667VS-ORANGE	7" Type 27	5/8"-11	6000 rpm	4	8"	9.25 lbs	10.7 lbs	1/2"	1/2"	40 cfm
MP-6669VS-ORANGE	9" Type 27	5/8"-11	6000 rpm	4	8"	9.25 lbs	11.2 lbs	1/2"	1/2"	40 cfm



5667HANG-AMS
Optional Hanger for
MP-5667VS-ORANGE



MP-B3199C-45

MP-B3199CLW-6

B3199C Series

Vertical Grinders - Side Exhaust

Heavy-duty surface grinder designed for continuous production sanding and grinding in industrial plants. Will handle a large variety of surface grinding applications. Ideal for smoothing flat surfaces and cutting down high spots. Lightweight and easy to handle. Features safety lever throttle. **Wheel not included.**

Models	Wheel Capacity	Spindle Thread	Free Speed	Maximum HP	Height	Weight	Air Inlet Thread	Rec'd Hose Size	Avg. Air Consumption
MP-B3199C-45	6" Type 11	5/8"-11	4500 rpm	2	7-3/8"	8.5 lbs	1/2"	1/2"	9 cfm
MP-B3199CLW-6	7" Type 27	5/8"-11	6000 rpm	2	7-3/8"	8.5 lbs	1/2"	1/2"	9 cfm



MP-B6001M-45

Vertical Grinder - Side Exhaust

Vertical grinder designed for tough, extra-duty grinding jobs. Outstanding for general clean-up of all size castings, removal of scale, rust or paint by wire brushing and grinding butt welds. Provides maximum power under the worst operating conditions. Lightweight alloy housing allows for easy control and handling. 6" cup wheel guard with butterfly throttle is standard. Optional 9" wheel guard available. **Wheel not included.**

Wheel Capacity	Spindle Thread	Free Speed	Maximum HP	Height	Weight	Air Inlet Thread	Rec'd Hose Size	Avg. Air Consumption
6" Type 11	5/8"-11	4500 rpm	3	8"	12 lbs	1/2"	1/2"	13 cfm



MP-2511 - Side Exhaust

Cone Wheel Grinder

Designed for production grinding of small concave surfaces, especially in close quarters. Ideally used for small cone wheel grinding in foundry applications. **Cone not included.**

Capacity	Spindle Thread	Free Speed	Maximum HP	Motor Housing Outer Diameter	Length	Weight	Air Inlet Thread	Rec'd Hose Size	Avg. Air Consumption
2" Cone or Plug	5/8"-11	12,000 rpm	1.5	3-1/4"	18"	6.25 lbs	1/2"	3/8"	32 cfm

Collet Mount Adapters & Extensions

1/4" Collet Mount

Model	Hole Dia.	Wheel Width	Wheel Dia.	Screw Dia.	Length
AE-105A	3/8"	1/64" - 9/16"	3"	1"	2-1/2"
AE-106-1A		1/4" - 3/8"	3"	1"	2-1/8"
AE-124A		1/64" - 3/4"	3"	1"	2-5/8"
AE-126A		1/16" - 1/4"	2"	3/4"	2-1/8"
AE-127A		1/16" - 1/4"	3"	1"	2-13/16"



3/8" Collet Mount

Model	Hole Dia.	Wheel Width	Wheel Dia.	Screw Dia.	Length
AE-140A	3/8"	1/64" - 1/4"	3"	1"	2-1/2"
AE-141A	3/8"	1/16" - 3/4"	3"	1-1/8"	3"
AE-150A	3/8"	1/2"	3"	1"	2-5/8"
AE-226A	3/8"	1/64" - 1/2"	4"	1-3/8"	2-5/8"
AE-229A-1	1/2"	1/64" - 1/4"	4"	1-3/8"	2-5/8"

3/8" Collet Mount Cone and Plug Wheel

Model	Thread	Wheel Dia.	Length
AE-139	3/8"-24	3"	2-5/32"
AE-148	5/8"-11		2-5/32"
AE-206	5/8"-11		2-3/8"

1/4" Collet Mount Cone and Plug Wheel

Model No.	Thread	Wheel Dia.	Length
AE-109	5/8"-11	3"	2-5/32"
AE-123	3/8"-24		2-5/32"

Spindle Mount Adapters & Extensions

3/8"-24 Thread Mount

Model	Wheel I.D.	Wheel Width	Wheel Dia.	Thread	Length
AE-103A	3/8"	1/2"	3"	3/8"-24	2-1/2"
AE-115A		3/4"	3"		2-3/4"
AE-125A		3/4"	3"		2-5/8"
AE-175A		1/2"	3"		1-13/16"
AE-177A		5/8"	2"		1-15/16"



Thread Mount Cone and Plug Wheel

Model	Internal Thread	External Thread	Wheel Size	Length
AE-107-1	3/8"-24	5/8"-11	3"	2-1/8"
AE-107-2	1/2"-13	5/8"-11		2-1/8"
AE-107-3	3/8"-24	1/2"-20		2-1/8"
AE-118	3/8"-24	3/8"-24		2-1/8"
AE-122	3/8"-24	5/8"-11		15/16"
AE-131	3/8"-24	5/8"-11		2"
AE-176	3/8"-24	3/8"-24		13/16"
AE-182	3/8"-24	3/8"-24		3-5/16"



5/8"-11 Thread Mount

Model	External Thread	Internal Thread	Wheel Size	Length
AE-211	5/8"-11 x 3/4"	5/8"-11	1-3/16"	4-1/4"
AE-212	5/8"-11 x 3-3/4"	5/8"-11	1-3/16"	7-1/4"





Collet Chuck Assemblies

Assemblies for 1/4", 3/8" or 1/2" shank mounted wheels or rotary files. Other collets, collet inserts and collet chuck nuts available.

Model	Replaces	Style	Capacity	Collet Nut	Length	Internal Thread
C-1001A C-1002A	ARO #30489-1 ARO #30854-3 MPT #43801-3	2-piece 3-piece 3-piece	1/4"	C-1001N C-1002N C-1002N	1-7/8" 2-1/4" 2-1/4"	3/8"-24
C-1007A	Dresser #849142	2-piece		C-1007N	2-3/16"	
C-1008A C-1009A	I-R #ROA-390-1/4" B&D #718504	2-piece	1/4"	C-1008N C-1009N	2-1/2" 1-5/8"	3/8"-24
C-1010A	Rotor #M827-1037 B&D #718587			C-1009N C-1010N	1-5/8" 2-1/2"	
C-1012A	Rockwell #Y-373			C-1012N	1-9/16"	
C-1013A C-1014A	Rotor #M1086-1096 Thor #70480 Thor #58980	2-piece	1/4"	C-1012N C-1013N C-1014N	1-9/16" 1-5/8" 2-3/16"	3/8"-24
C-1015A C-1016A	B&D #718590 3/8" cap.	2-piece	3/8"	C-1015N	2-3/8"	
C-1021A	H.D. Grinders 1/2" cap.	2-piece	1/2"	C-1045N	2-11/16"	
C-1023A-0.250 C-1023A-0.375	Erickson #A43807 Erickson #A34464 Erickson #A34464	4-piece 3-piece 3-piece	1/4" 1/4" 3/8"	C-1021N C-1023N C-1023N	1-3/4" 1-7/8" 1-7/8"	3/8"-24
C-1024A C-1032A C-1034A C-1035A-0.250	All H.D. Grinders ARO #41753-3 Erickson #A48590 Erickson #A16488/Double Angle	2-piece 3-piece 4-piece 3-piece	1/4"	C-1010N C-1032N C-1021N C-1035N	2-5/8" 2-1/4" 1-3/4" 2-1/16"	1/2"-13 3/8"-24 5/16"-24 3/8"-24
C-1036A C-1039A C-1049A-5/7/9	CP #C-069969 All H.D. Grinders ARO #30385-1	2-piece	1/4"	C-1036N C-1039N C-1049N	3-1/2" 3-1/8" 5"/7"/9"	3/8"-24 1/2"-13 3/8"-24
C-1056A C-1060A C-1070A	All H.D. Grinders CP #S-0066271Y B&D #44016	2-piece	1/4" 1/4" 3/8"	C-1039N C-1013N C-1070N	3-1/8" 2-3/16" 2-5/8"	1/2"-13 3/8"-24 3/8"-24
C-1079A-0.250 C-1079A-0.375		3-piece	1/4" 3/8"	C-1079N C-1079N	2-1/4"	3/8"-24
C-1084A-0.250 C-1084A-0.375 C-1084A-0.500		3-piece	1/4" 3/8" 1/2"	C-1084N	2-1/2"	3/8"-24
C-1084A-1220-0.250 C-1084A-1220-0.375 C-1084A-1220-0.500		3-piece	1/4" 3/8" 1/2"	C-1084N	2-1/2"	1/2"-20
C-1104A C-1114A		2-piece	1/4" 3/8"	C-1107N	3-1/8" 3"	5/8"-11



Call Today to Order • 800-521-8104

10-27

Collet Inserts

Replacement collet inserts for collet chuck assemblies.

Model	Replaces	Size
C-1025-0.125 C-1025-0.250	ARO #30847; MP #44850	1/8" 1/4"
C-1026-0.250	Rockwell #1006647	1/4"
C-1027-0.125 C-1027-0.1875 C-1027-0.250	ARO #31812; B&D #44001; CP #C110299; I-R #G120-700; Rotor #1233-1317	1/8" 3/16" 1/4"
C-1028-0.125 C-1028-0.1875 C-1028-0.250 C-1028-0.375	ARO #32968; CP #C119729Y; I-R #G140-700	1/8" 3/16" 1/4" 3/8"
C-1030-0.125 C-1030-0.250	B&D #71852 (not shown)	1/8" 1/4"
C-1033-0.125 C-1033-0.250	ARO #41750	1/8" 1/4"
C-1074-0.125 C-1074-0.250	CP #KF124524-C-138727; Rockwell #92233; UPI #1610 & #551	1/8" 1/4"
C-1093-0.125 C-1093-0.1875 C-1093-0.250	B&D #718523-1/8"; B&D #718524-3/16"; B&D #718520-1/4"	1/8" 3/16" 1/4"



C-1025



C-1027



C-1028



C-1033



C-1074



C-1093

Collet Chuck Nuts

Collet chuck nuts are available for all collet chucks.

Model	Replaces
C-1005N	I-R #308-699; CP #KF-124525
C-1009N	B&D #718519; Master #550-35
C-1023N	ARO #44129; CP #C-122770; Dotco #2058
C-1062N	I-R #G140-699; ATS #C-1023N
C-1091N	Gardner-Denver #10549-525354
TP10742	Nitto Kohki MAS-20B



C-1005N



C-1009N



C-1091N



C-1023N



C-1062N



TP10742

Collet Adaptors

These adaptors permit the use of various mounted wheels or burs without changing collet chucks. All adaptors are made with a collar to aid in removal with a minimal inconvenience.

Model	Size
C-1040-0.0937	1/4" to 3/32"
C-1040-0.1562	1/4" to 5/32"
C-1040-0.125	1/4" to 1/8"
C-1040-0.1875	1/4" to 3/16"
C-1042	3/8" to 1/4"
C-1043	1/2" to 3/8"
C-1044	1/2" to 1/4"
C-1048	3/8" to 5/16"



C-1040



C-1042



C-1044



Sanders

Call Today to Order • 800-521-8104



MP-3660-ST

Nib Removal Sander

Small and compact design for easy handling and better visibility when sanding nibs or repairing defects in finishes. Features a comfortable grip and rubber protective boot. Includes hook and loop abrasive attachment, regulator for greater control, and rear exhaust.

Pad Size	Orbit	Free Speed	Length	Weight	Air Inlet Thread	Rec'd Hose Size	Avg. Air Consumption
1-1/4"	1/8" (3mm)	7500 rpm	7-3/4"	1.3 lbs	1/4"	3/8"	5.3 cfm



MP-6003VK-ST



MP-6004K-ST
Polisher Kit

Comes with a 3-1/2" polishing bonnet, 3-1/2" yellow buffing pad and a 3-1/2" white buffing pad.

Mini Sanders and Polisher Kits

The 6000 Series mini sander and polisher kits contain ample abrasive consumables and accessories in a durable blow mold case. These compact tools feature a 2-finger variable speed throttle lever, comfortable rubber handle grip, and a lightweight aluminum housing.

Replacement Pads

600325V	2" H&L
600327V	3" H&L

Model	Pad Size	Spindle Thread	Free Speed	Length	Weight (Tool Only)	Air Inlet Thread	Rec'd Hose Size	Avg. Air Consumption
MP-6001K-ST	2" or 3" Roloc	1/4"-20	15,000 rpm	3-7/8"	1.3 lbs	1/4"	3/8"	3.2 cfm
MP-6003VK-ST	2" or 3" H&L	1/4"-20	15,000 rpm	4-3/16"	1.5 lbs	1/4"	3/8"	3.2 cfm
MP-6004K-ST	3" Polisher	1/4"-20	2500 rpm	4-1/2"	1.8 lbs	1/4"	3/8"	3.2 cfm



MP-72833-2

Mini Orbital Sanders

Features a variable speed trigger for greater control during precise or delicate sanding. Includes a rubber grip, ergonomic handle and handle exhaust.

Replacement Pads

600325V	2" H&L
600327V	3" H&L

Model	Pad Size	Spindle Thread	Free Speed	Length	Weight (Tool Only)	Air Inlet Thread	Rec'd Hose Size	Avg. Air Consumption
MP-72833-2	2"	1/4"-20	15,000 rpm	4-5/8"	1.5 lbs	1/4"	3/8"	4 cfm
MP-72833-3	3"	1/4"-20	15,000 rpm	4-5/8"	1.5 lbs	1/4"	3/8"	4 cfm



MP-727-ST

High-Speed Disc Sander - with Backing Plates

Designed for finishing flat or contoured surfaces. Ideal for touch-up, feather-edging, production sanding, body shops or general metal finishing. 3 Backing Plates included with tool.

Capacity	Free Speed	Length	Weight	Air Inlet Thread	Rec'd Hose Size	Avg. Air Consumption
3"-5"-6"	18,000 rpm	5-1/8"	2.25 lbs	1/4"	3/8"	4 cfm

Replacement Backing Plates

822028	3" Backing Plate
822029	4-1/2" Backing Plate
822030	5-1/2" Backing Plate



MP-DAQ-6-ST

3/8" Orbital 6" Dual Action Sander - with Pad

Dual action sander with rotary or random orbital options. Features integrated regulator for greater operator control and a comfort grip handle. Ideal for feather-edging, smoothing and blending in paint preparation. Equipped with PSA sanding pad.

Capacity	Spindle Thread	Free Speed	Height	Length	Weight	Air Inlet Thread	Rec'd Hose Size	Avg. Air Consumption
6"	5/16"-24	10,000 rpm	5-1/2"	8-1/4"	4.4 lbs	1/4"	3/8"	4 cfm

Replacement Pad

610227V-61



MP-6366P-ST

6" Vertical Polisher - with Pad

Features a lightweight composite motor housing, adjustable muffler/silencer, and integrated regulator for greater operator comfort and control. Equipped with PSA sanding pad.

Pad Size	Spindle Thread	Free Speed	Height	Length	Weight	Air Inlet Thread	Rec'd Hose Size	Avg. Air Consumption
6"	5/16"-24	3500 rpm	5-5/8"	8-1/2"	2.2 lbs	1/4"	3/8"	4 cfm

Replacement Pad

610227V-61



MP-B332

7" Vertical Sander - with Pad

Rugged, heavy-duty sander ideal for continuous and intense production sanding. May be used for disc sanding or cup wire brushing. Available with lever or butterfly throttle and includes sanding pad.

Pad Size	Spindle Thread	Free Speed	Height	Length	Weight	Air Inlet Thread	Rec'd Hose Size	Avg. Air Consumption
7"	5/8"-11	6000 rpm	7-5/8"	8-3/4"	7.3 lbs	3/8"	3/8"	28 cfm



MP-6133-6



MP-6133-6DE
w/ Dust Extraction Unit

6133 Series

3/16" Orbital Palm Sanders - with Pad

Small, compact design for single-hand operation. Orbital action provides a smoother, scratch-free finish as the abrasive travels in a non-repeating path, which also helps reduce heat generation. Integrated speed regulator and muffler provide versatility and comfort for the operator. Includes hook and loop pad. MP-6133ASUB Dust Extraction Bag available.

Replacement Pads

610227V-61	6" H&L
60-613142	6" H&L W/DE
60-613142-0P	6" PSA
60-613142-6P	6" PSA W/DE
65-613342-11	5" H&L
65-6133C42-11	5" H&L W/DE
65-6133C42-0P	5" PSA
65-6133C42-5P	5" PSA W/DE

Model	Free Speed	Height	Width	Length	Weight	Air Inlet Thread	Rec'd Hose Size	Avg. Air Consumption
MP-6133-5	12,000 rpm	4"	5"	5-3/4"	1.3 lbs	1/4"	3/8"	2 cfm
MP-6133-5DE	12,000 rpm	4"	5"	7-3/8"	1.5 lbs	1/4"	3/8"	2 cfm
MP-6133-6	12,000 rpm	4"	6"	5-3/4"	1.3 lbs	1/4"	3/8"	2 cfm
MP-6133-6DE	12,000 rpm	4"	6"	7-3/8"	1.5 lbs	1/4"	3/8"	2 cfm



MP-6132A-6



MP-6132A-6DE
w/ Dust Extraction Unit

6132 Series

3/16" Orbital Sanders - with Pad

Orbital action sander provides a smoother, scratch-free finish as the abrasive travels in a non-repeating path, which also helps reduce heat generation. Features a rubber ergonomic grip and regulator for operator control. MP-6133ASUB Dust Extraction Bag available.

Replacement Pads

610227V-61	6" H&L
60-613142	6" H&L W/DE
60-613142-0P	6" PSA
60-613142-6P	6" PSA W/DE
65-613342-11	5" H&L
65-6133C42-11	5" H&L W/DE
65-6133C42-0P	5" PSA
65-6133C42-5P	5" PSA W/DE

Model	Free Speed	Height	Width	Length	Weight	Air Inlet Thread	Rec'd Hose Size	Avg. Air Consumption
MP-6132A-5	12,000 rpm	3-3/4"	5"	10-5/8"	2.2 lbs	1/4"	3/8"	3 cfm
MP-6132A-5DE	12,000 rpm	3-3/4"	5"	10-5/8"	2.4 lbs	1/4"	3/8"	3 cfm
MP-6132A-6	12,000 rpm	3-3/4"	6"	10-5/8"	2.2 lbs	1/4"	3/8"	3 cfm
MP-6132A-6DE	12,000 rpm	3-3/4"	6"	10-5/8"	2.4 lbs	1/4"	3/8"	3 cfm



MP-6166-ST

MP-3765-ST

7" Right Angle Sanders

Features durable quality beveled gears and a powerful motor for unmatched performance in demanding sanding applications. Lightweight aluminum housing and a composite dead handle help reduce operator fatigue. Includes 7" pad and dead handle.

Model	Capacity	Spindle Thread	Free Speed	Maximum HP	Height	Length	Weight	Air Inlet Thread	Rec'd Hose Size	Avg. Air Consumption
MP-6166-ST	7"	5/8"-11	2500 rpm	1.3	4"	12"	4.2 lbs	1/4"	3/8"	6 cfm
MP-3765-ST	7"	5/8"-11	4500 rpm	1	4"	12-3/4"	4.75 lbs	1/4"	3/8"	9 cfm



MP-1265-ST

7" Vertical Sander - with Pad

Features extra-heavy gearing for heavy-duty operation. Compact and lightweight design for hard-to-reach areas and reduced operator fatigue. Adjustable speed control allows delicate feather-edging to full speed sanding.

Capacity	Spindle Thread	Free Speed	Max HP	Height	Weight	Air Inlet Thread	Rec'd Hose Size	Avg. Air Consumption
7"	5/8"-11	2000 rpm	1	7-1/2"	4.5 lbs	1/4"	3/8"	9 cfm



MP-865-ST

3/16" Orbital Action Sander/Jitterbug

Heavy-duty sander ideal for body and paint shops. The 3/16" orbital stroke provides a swirl-free finish. Powerful, fully enclosed motor. Balanced for vibration-free performance. Ideal for wet and dry sanding.

Capacity	Abrasive Area	Free Speed	Length	Weight	Air Inlet Thread	Rec'd Hose Size	Avg. Air Consumption
3-2/3" x 6-1/2"	25 sq. in.	8000 rpm	8-7/8"	4 lbs	1/4"	3/8"	4 cfm



MP-900-8

3/8" Orbital 8" Geared Dual Action Sander

Gear driven sander moves with positive rotation and secondary oscillating action. Fast stock removal prevents normal sander scratch patterns. Designed for applications between grinding and finish sanding. Features an integrated regulator.

Capacity	Abrasive Area	Free Speed	Length	Weight	Air Inlet Thread	Rec'd Hose Size	Avg. Air Consumption
8"	50 sq. in.	850 rpm	11"	5.2 lbs	1/4"	3/8"	5 cfm



MP-6238-8



MP-6238-8DE
w/ Dust Extraction Unit

6238 Series

3/16" Orbital 8" Geared Dual Action Sanders

Gear driven sander moves with positive rotation and secondary oscillating action. Quick material removal prevents scratch patterns. Ideal for sanding body filler. Features an integrated regulator and dead handle. MP-6238-8DE equipped with dust extraction unit. MP-6133ASUB Dust Extraction Bag available.

Model	Free Speed	Height	Width	Length	Weight	Air Inlet Thread	Rec'd Hose Size	Avg. Air Consumption
MP-6238-8	900 rpm	5-1/2"	8"	12-3/8"	4.4 lbs	1/4"	3/8"	3.5 cfm
MP-6238A-8DE	900 rpm	5-1/2"	8"	12-3/8"	4.4 lbs	1/4"	3/8"	3.5 cfm

Replacement Pad

68-6138A42 8" Pad, 8 Holes



MP-10BSL-ST

3/8" x 13" Belt Sander

Compact, lightweight design allows for easily reaching into confined areas, corners, and deep recesses. Features an ergonomic rubber grip and a two-step safety lever throttle.

Belt Size	Free Speed	Height	Width	Length	Weight	Air Inlet Thread	Rec'd Hose Size	Avg. Air Consumption
3/8" W x 13" L	20,000 rpm	2-1/2"	3"	13"	1.8 lbs	1/4"	3/8"	4.2 cfm



MP-20CSL-ST

3/4" x 20-1/2" Belt Sander

Compact and designed for more aggressive material removal in confined areas, corners and deep recesses. Ideal for smoothing and contouring corners and curved surfaces. Features an ergonomic rubber handle, belt guard, and a two-step safety lever throttle.

Belt Size	Free Speed	Height	Width	Length	Weight	Air Inlet Thread	Rec'd Hose Size	Avg. Air Consumption
3/4" W x 20-1/2" L	18,000 rpm	2-3/4"	4"	16"	3.5 lbs	1/4"	3/8"	4.2 cfm



MP-30S-ST

1-3/16" x 21" Belt Sander

The most efficient adjustable belt sander ever developed. Designed for fast and aggressive material removal. Ideal for easy leveling and contouring, even in corners. Features a new silent motor design and adjustable dead handle for greater operator comfort during extended periods of use.

Belt Size	Free Speed	Max HP	Height	Length	Weight	Air Inlet Thread	Rec'd Hose Size	Avg. Air Consumption
1-3/16" x 21"	12,000 rpm	0.7 hp	4-1/8"	19-1/4"	4.9 lbs	3/8"	1/2"	24 cfm



MP-6201K-DD

Belt Sander Kit

Lightweight, durable design and equipped for a variety of applications. Features a comfort grip handle, two-step safety lever, adjustable exhaust, and dead handle for greater operator control. Kit includes: Five contact arms for belt sizes 1/4", 3/8", 1/2", 5/8" and 3/4"; air nipple and assortment of belts.

Belt Sizes	Free Speed	Height	Length	Weight	Air Inlet Thread	Rec'd Hose Size	Avg. Air Consumption
1/4" - 3/4" W x 18" L	18,000 rpm	2-11/32"	15-3/8"	6.95 lbs	1/4"	3/8"	4.2 cfm



MP-5061-ST

1/4" and 1/2" x 24" Belt Sander

Most popular and versatile belt sander on the market. Narrow and extended reach make it ideal for fine finishing of casting and forgings. Includes contact arms for both 1/4" and 1/2" belts. Features comfortable composite handle, two-step safety throttle, and enclosed belt drive spindle for safer operation and handling.

Belt Size	Free Speed	Length	Weight	Air Inlet Thread	Rec'd Hose Size	Avg. Air Consumption
1/4" - 1/2" W x 24" L	20,000 rpm	15-3/4"	3 lbs	1/4"	3/8"	4.2 cfm

Spiralcool Air-Cooled Backing Pads

Extend sanding disc life from 30% to 50% by keeping the disc cool and free of loading. Ideal for all sanding operations on metal, plastic fiberglass, etc. Spiralcool backing pads are manufactured and stocked with a 5/8"-11 thread. Flexible or medium grade recommended for contour work and rigid for straight edge work.



Part Number			Size	RPM
Flexible	Medium	Rigid		
F400-R	R400-R	H400-R	4"	12,000
F500-R	R500-R	H500-R	5"	10,000
F600-R	R600-R	H600-R	6"	8500
F700-R	R700-R	H700-R	7"	7000
F800-R	R800-R	H800-R	8"	6500
F900-R	R900-R	H900-R	9"	6500

Abrasive Belts - Aluminum Oxide



Size	Grit	Part No.
3/8" x 13"	40	61122
	60	61124
	80	61125
	100	61126
	120	61127

Size	Grit	Part No.
3/4" x 20-1/2"	40	60129
	60	60131
	80	60132
	100	60133
	120	60134
1-3/16" x 21"	60	TP04084-0
	80	TP04085-0
	100	TP04086-0




MP-6133ASUB

Dust Collection Bag

Keep the work area and operator cleaner. This self-vacuuming dust collector easily installs on our Orbital Sanders that are equipped with a Dust Extraction (DE) Port. Includes: Vacuum hose, dust collection bag and air hose.

Port-A-Belt Grinding Attachments

Heavy-duty attachment for converting standard straight die grinders into belt sanders. Ideal for aggressive material removal on convex, curved or corner surfaces with 1" or 2" belts. Rubber contact wheel available on either spindle or idler. Please specify tool model number or mounting clamp bore diameter.



BGA12 and BGA24 Series



Contact Wheel (spindle)

BGA21 and BGA42 Series

Order Attachment Part No.	Idler Contact Wheel Dia.	Contact Wheel Part No.	Belt Size W x L	Rec'd Speed
BGA12-1.250	2"	B8661	1" x 12"	18,000 rpm
BGA12-1.420	2"	B8661	1" x 12"	18,000 rpm
BGA12-1.470	2"	B8661	1" x 12"	18,000 rpm
BGA12-1.560	2"	B8661	1" x 12"	18,000 rpm
BGA24-2.250	4"	G8629	2" x 20"	6000 rpm

Extra Belts & Contact Wheels

B8661 Contact Wheel
G8629 Contact Wheel
B8459 Contact Wheel
G8440 Contact Wheel

Part No.	Belt Size W x L	Grit
60145 60146 60147	1" x 12"	80 100 120
60608A 60609A 60610A	2" x 20"	80 100 120

Order Attachment Part No.	Spindle Contact Wheel Dia.	Contact Wheel Part No.	Belt Size W x L	Rec'd Speed
BGA21-1.250	2"	B8459	1" x 12"	18,000 rpm
BGA21-1.420	2"	B8459	1" x 12"	18,000 rpm
BGA21-1.470	2"	B8459	1" x 12"	18,000 rpm
BGA21-1.560	2"	B8459	1" x 12"	18,000 rpm
BGA42-2.250	4"	G8440	2" x 20"	6000 rpm

Don't Forget Your Essential Air Tool Gear!

- High-Wear & Consumable Parts
- Air Tool Oil & In-Line Lubricators
- Air Hoses & Whip Hose Assemblies
- Portable FRL's & Moisture Separators
- Safety Lock Cables & Clips



Air Movers
(Page 17-5)



Portable FRL's
(Page 17-4)



Portable Moisture Separator
(Page 17-3)

Accessories
Pages 18-5 - 18-14

Industrial Grade 10 ft Whip Hoses - with Fittings on Both Ends

- Maximum pressure 200 psi/250 psi/300 psi
- Oil resistant

Model	Hose ID	Hose OD	Length	Max. PSI	Fittings
WH-2	1/4"	1/2"	10 ft	300 psi	1/4" MPT
WH-4	3/8"	11/16"		300 psi	1/4" MPT
WH-6	1/2"	7/8"		250 psi	1/2" MPT
WH-7	1/2"	7/8"	10 ft	250 psi	1/4" MPT x CP
WH-8					3/8" MPT x CP
WH-9					1/2" MPT x CP
WH-9A					1/2" MPT x 3/8" MPT
WH-10	1/2"	7/8"	10 ft	250 psi	1/2" MPT x 3/4" MPT
WH-11					1/2" MPT x L-1-E
WH-12					1/2" MPT x L-3-E
WH-13					3/4" MPT x L-1-E
WH-14					3/4" MPT x L-3-E

Air Tool Oil

A specially formulated high grade lubricating oil for all piston and rotary-type air tools. Lubricates and rustproofs for longer tool life.

- OIL-080** – 4 Ounce (12 per case)
- OIL-085** – 1 Quart (5 per case)
- OIL-014** – 1 Gallon (4 per case)





Cutting Tools

Call Today to Order • 800-521-8104

Nippers



Powerful, lightweight nippers designed for a variety of applications, including pressing, riveting, bending and plate cutting. Ideal for cutting copper wire and soft materials. Larger units are perfect for cutting plastics, stainless steel and piano wire. Optional blades available.

Model	Copper Wire Capacity	Steel Wire Capacity	Length	Weight	Diameter	Air Inlet Thread	Rec'd Hose Size	Avg. Air Consumption
MP-AN16	1/16"	—	5-29/32"	7 oz	1-3/8"	1/8" FPT	3/8"	.00125 cf per stroke
MP-MR3-S20	1/32"	1/64"	4-13/32"	3.2 oz	25/32"	1/4" MPT	3/8"	.00125 cf per stroke
MP-MR20-P6	7/64"	5/64"	6-1/8"	14 oz	1-3/4"	1/4" MPT	3/8"	.00812 cf per stroke
MP-MR30A-CR8P	9/64"	1/8"	7-1/2"	1.5 lbs	2-1/4"	1/4" MPT	3/8"	.02062 cf per stroke
MP-MP35A-CR8P	3/16"	5/32"	11-1/8"	1.8 lbs	2-1/4"	1/4" MPT	3/8"	.03376 cf per stroke
MP-MR50A-P120	15/64"	3/16"	9-19/64"	2.84 lbs	3"	1/4" MPT	3/8"	.04131 cf per stroke
MP-MP55A-P120	17/64"	15/64"	14-41/64"	4.4 lbs	3"	1/4" MPT	3/8"	.09429 cf per stroke

Optional Blades for Air Nipper/Wire Trimmer

<p>P-Type standard for all models</p>	<p>CR-Type clipper type</p>	<p>EP-Type end cutting type</p>
<p>Z-Type carbide tip</p>	<p>FD-Type for cutting plastics</p>	<p>AR-Type for crimping</p>

Used in the MP-MR20 Nipper

Part No.	Description
CR6	Clipper Blade
P6	Standard Blade

Used in the MP-MR50/MP-MP55A Nipper

Part No.	Description
CR120	Clipper Blade
P120	Standard Blade

Used in the MP-MR30 Nipper

Part No.	Description
AR8P	1mm, 1.25mm, 2mm, 5.5mm Crimping Blades available
CR8P	Clipper Blade
EP10P	End Cutting Blade
FD9P	Plastic Cutting Blade
P8P	Standard Blade
Z8P	Carbide Tip Blade

Used in the MP-MR35A Nipper

Part No.	Description
AR8P	1mm, 1.25mm, 2mm, 5.5mm Crimping Blades available
CR8P	Clipper Blade
EP10P	End Cutting Blade
FD9P	Plastic Cutting Blade
P8P	Standard Blade
Z8P	Carbide Tip Blade



Accessories

Pages 17-6



MP-5-1212-0050

Reciprocating Hacksaw

Designed for service in refineries, chemical plants, utilities, pipelines and heavy industry. Ideal for cutting pipes, tanks and structural steel. Blade capacity up to 37". Pipes up to 30" diameter can be cut in a single pass. **Blade not included.**

Optional Clamps for precise cuts see page 17-6.

Pipe Capacity	Stroke Length	Strokes Per Minute	Maximum HP	Length	Weight	Air Inlet Thread	Rec'd Hose Size	Avg. Air Consumption
30"	2-3/8"	350	1.5	24-3/4"	15.4 lbs	3/4"	1/2"	51 cfm



512029900-HSG
Optional
Hack Saw Guard



LPC-RC-18
17-3/4" Extension Chain

Optional Accessories

LPC-RC-18	17-3/4" Extension Chain
LPC-RC-39	39-3/8" Extension Chain
512079970	Saw Blade Guide (up to 13" capacity)
512078910	Saw Blade Guide (up to 21" capacity)
512079910	Pipe Clamp (up to 6" capacity)
512029960	Pipe Clamp (up to 12-3/4" capacity, up to 24" dia. with extension chain)
512078970	Profile Clamp (up to 21-5/8" x 11-3/8" capacity)
CCSG3	4-in-1 Clamp



Z22-6 HSS



Z22-30 HSS

Optional Saw Blades

Z22-6-HSS	12" Saw Blade, 16 TPI
Z22-7-HSS	16" Saw Blade, 16 TPI
10907	16" Saw Blade, 14 TPI
Z22-29-HSS	16" Saw Blade, 8 TPI
Z22-72-HSS	20" Saw Blade, 14 TPI
Z22-30-HSS	21" Saw Blade, 12 TPI
Z22-37-HSS	37" Saw Blade, 12 TPI



MP-5-1217-0020

Reciprocating Saw

The perfect tool for sawing up to 6" steel pipe or up to 8" plastic pipe. Ideal for assembly, demolition, pipe repair and pallets. Plunge-in sawing for plastic pipe up to 63" in diameter. **Blade not included.**

Optional Saw Blades

252329	6" Saw Blade, 8 TPI (5 per pack)
251620	8" Saw Blade, 8 TPI (5 per pack)

Pipe Capacity	Stroke Length	Strokes Per Minute	Maximum HP	Length	Weight	Air Inlet Thread	Rec'd Hose Size	Avg. Air Consumption
6" - 8"	1-1/8"	1800	1.3	15-7/8"	9 lbs	1/2"	1/2"	46 cfm

Call Today to Order • 800-521-8104

12-3



MP-SG0826

Circular Saw

General purpose 7-1/4" saw featuring a swiveling saw rest for angled cuts. Ideal for application near water, wet cutting brick, tile and marble applications. Also commonly used to cut aluminum in the truck and trailer manufacturing plants. **Blade not included.**

Blade Diameter	Depth of Cut	Free Speed	Maximum HP	Length	Weight	Air Inlet Thread	Rec'd Hose Size	Avg. Air Consumption
7-1/4"	2-23/64"	4500 rpm	1.5	11-1/2"	10.5 lbs	1/4"	3/8"	42 cfm

MP-350D

Industrial Air Saw



Slim, compact and lightweight, featuring electro-chemical treated bores giving long-wearing quality and durability. Safe to use in non-flame areas. Blade and workpiece are cooled by exhausted air and oil. Ideal for cutting pipe, bolts and boiler tubes. **Blade not included.**

Capacity	Stroke Length	Strokes Per Minute	Length	Weight	Air Inlet Thread	Rec'd Hose Size	Avg. Air Consumption
3"	1-3/4"	1200	16"	6.7 lbs	1/4"	3/8"	4.6 cfm

MP-5631-475B

Portable Band Saw


Fast, free-hand cutting of pipes, tubes, beams and other profiles. Quickly cuts steel, angle iron, stainless steel and hard metals with tough M42 saw blades. **Blade not included.**



Optional Saw Blades

925060660 Band Saw Blade, 10-14 TPI

Max. Width of Cut	Depth of Cut	Free Speed	Maximum HP	Length	Weight	Air Inlet Thread	Rec'd Hose Size	Avg. Air Consumption
4-1/2"	4-3/4"	220 fpm	0.7	21-1/2"	14 lbs	1/4"	3/8"	20 cfm



10267

Reciprocating Hack Saw

The Widdler Pneumatic Power Hack Saw features a rugged motor design; the workhorse of field pipe maintenance. This hacksaw is suitable for all types of field and in-plant service. This heavy-duty explosion proof unit is driven by a 1.7hp vane type air motor. Its self-contained throttle allows blade speed control from 0 to 300 strokes per minute.

Optional Saw Blades see page 12-3.

Optional Clamps for precise cuts see page 17-6.

18323-HSG
Optional
Hack Saw Guard

Capacity	Stroke Length	Strokes Per Minute	Maximum HP	Length w/o Blade	Weight	Air Inlet Thread	Rec'd Hose Size	Avg. Air Consumption
6-1/2" under blade length	2-3/8"	0-300	1.5	21-3/4"	17 lbs	3/8"	1/2"	45 cfm



18405-QC


Reciprocating Saw

This high speed demolition saw is for the most demanding applications. Air powered for tough conditions, uses conventional reciprocating saw blades and features adjustable stroke to 1800 SPM. This tool features rugged construction with a quick change blade holder for less downtime. Lightweight, compact, and ready to take on the toughest maintenance and plant applications. **Includes carrying case.**

Optional Saw Blades

252329	6" Saw Blade, 8 TPI (5 per pack)
251620	8" Saw Blade, 8 TPI (5 per pack)

Capacity	Stroke Length	Strokes Per Minute	Maximum HP	Length w/o Blade	Weight	Air Inlet Thread	Rec'd Hose Size	Avg. Air Consumption
1-1/2" under blade length	1-1/8"	0-1800	1.5	20-7/8"	11.4 lbs	3/8"	1/2"	45 cfm



18400

Portable Band Saw

This is simply the most powerful small frame portable band saw on the market. Lightweight at 15 lbs., the 18400 portable band saw has a variable speed adjustment and the advantage of a complete motor that is fully interchangeable with our hack and reciprocating saw. **Blade not included.**

Optional Saw Blades

925060660	Band Saw Blade, 10-14 TPI
-----------	---------------------------

Capacity	Free Speed	Maximum HP	Length	Weight	Air Inlet Thread	Rec'd Hose Size	Avg. Air Consumption
4-1/2" Round or Square	400 fpm	1.5	21-1/2"	15 lbs	3/8"	1/2"	45 cfm



MP-7610SF

Short Stroke Geared Reciprocating Saw

Gear driven reciprocating mechanism makes it nearly impossible to stop this single-handed saw. Ideal for difficult jobs cutting metal, plastic, wood and copper. Cuts straight or curved surfaces in confined spaces.

Stroke Length	Strokes Per Minute	Blade Type	Length w/o Blade	Weight	Air Inlet Thread	Rec'd Hose Size	Avg. Air Consumption
12mm	5300	Scroll	8-1/8"	1.32 lbs	1/4"	3/8"	2.7 cfm



MP-129TW-ST

Short Stroke Reciprocating Saw

One-hand operation makes difficult jobs simple. Ideal for plumbers, carpenters or auto repair technicians for sawing or filing iron, steel, copper, plastic or wood. Cuts straight or curved surfaces in confined places.

Stroke Length	Strokes Per Minute	Blade Type	Length	Weight	Air Inlet Thread	Rec'd Hose Size	Avg. Air Consumption
10mm	9000	Standard/Scroll	9-1/4"	1.2 lbs	1/4"	3/8"	4 cfm



MP-149K-10

MP-149K-10

Short Stroke Reciprocating Body Saw

Small body, short stroke piston-driven saw is ideal for auto repair, aircraft work and some industrial applications. The 10mm stroke is ideal for thin materials. Comes in blow molded case with 5 pieces each 14T, 18T and 24T pitch blades.



Replacement Parts

149K-10-41	14T Saw Blade
149K-10-41-2	24T Saw Blade
149K-10-41-3	32T Saw Blade



MP-169K-20

MP-169K-20

Long Stroke Reciprocating Pipe Saw

Small body, long stroke piston-driven saw is ideal for industrial applications, cutting small pipe, bolts, nuts and thicker materials. Comes in blow molded case with 5 pieces each 14T, 18T and 24T pitch blades.



Replacement Parts

169K-20-44	14T Saw Blade
169K-20-44-2	18T Saw Blade
169K-20-44-3	24T Saw Blade

Model	Stroke Length	Strokes Per Minute	Blade Type	Length w/o Blade	Weight	Air Inlet Thread	Rec'd Hose Size	Avg. Air Consumption
MP-149K-10	10mm	10,000	Standard	7-1/2"	1.0 lbs	1/4"	3/8"	7.6 cfm
MP-169K-20	20mm	5800	Standard	8-1/2"	1.7 lbs	1/4"	3/8"	6.9 cfm




MP-139LV

Long Stroke Reciprocating Saw - Low Vibration

One-hand operation makes difficult jobs simple. Ideal for plumbers, carpenters or auto repair technicians for sawing iron, steel, copper, plastic or wood. Cuts straight and curved surfaces in confined spaces.

Stroke Length	Strokes Per Minute	Blade Type	Length	Weight	Air Inlet Thread	Rec'd Hose Size	Avg. Air Consumption
19mm	10,000	Standard/Scroll	7-1/2"	1.25 lbs	1/4"	3/8"	12 cfm



Hi-Speed Saw Blades

Minimum quantities of 10 each. Bench files also available.

Standard Blade		Scroll Blade		Nitto Style Scroll Blade	
Part	TPI	Part	TPI	Part	TPI
12110	10	12510	10	—	—
12114	14	12514	14	13014	14
12118	18	12518	18	13018	18
12124	24	12524	24	13024	24
12132	32	12532	32	13032	32



MP-5215-ST

Air Nibbler

Ideal for cutting up to 18 gauge sheet metal in any configuration. Provides a clean, smooth, accurate cut without distortion. Equipped with heavy-duty die cutter and holder. Durable and lightweight for easy handling.

Capacity	Free Speed	Length	Weight	Air Inlet Thread	Rec'd Hose Size	Avg. Air Consumption
3/64" Steel 5/64" Aluminum	4300 rpm	7"	1.875 lbs	1/4"	3/8"	4 cfm

Replacement Parts

521537A	Cutter
521539	Cutter Die



MP-711F-ST

Air Nibbler

Cuts sheet metal in any configuration and holes as small as 1" in diameter without distortion. Great for use with templates. Equipped with adjustable die guide for easy cutting.

Capacity	Width of Cut	Strokes per Minute	Length	Weight	Air Inlet Thread	Rec'd Hose Size	Avg. Air Consumption
18 Gauge Steel	7/32"	2600	7"	2 lbs	1/4"	3/8"	4 cfm

Replacement Parts

21340	Punch
21341	Die

Call Today to Order • 800-521-8104

12-7



MP-2505L-B-ST

4" Extended Composite Cut-Off Tool

Lightweight extended angle grinder with compact head design. Features a spindle and a rotating guard. Used for grinding, cutting, and blending in hard-to-reach spaces. Great for boiler tube removal, cutting frames in automobile repair shops and foundry applications.

Capacity	Free Speed	Disc Hole Size	Length	Weight	Air Inlet Thread	Rec'd Hose Size	Avg. Air Consumption
4"	14,000 rpm	3/8"	14-3/4"	3.7 lbs	1/4"	3/8"	4 cfm



MP-3801-ST

3" Utility Composite Cut-Off Tool

Heavy-duty shear and grinder in one. Cuts through muffler clamps, hangers, sheet metal and steel rods up to 3/4" thick with ease. Great for auto body repairs. Includes air regulator.

Capacity	Free Speed	Length	Weight	Air Inlet Thread	Rec'd Hose Size	Avg. Air Consumption
3"	20,000 rpm	8-1/2"	1.95 lbs	1/4"	3/8"	5 cfm

Replacement Parts

T-0628-2-06 Guard
6920-34 Cutting Wheel



MP-210-CUT

3" Utility Aluminum Cut-Off Tool

Very versatile tool features a metal guard and an OSHA approved safety lever throttle. Cuts through bolts, shackles and steel rods up to 3/4" diameter. Rips through sheet metal with ease. Ideal for auto body and muffler repairs.

Capacity	Free Speed	Length	Weight	Air Inlet Thread	Rec'd Hose Size	Avg. Air Consumption
3"	22,000 rpm	7-3/8"	1.8 lbs	1/4"	3/8"	4 cfm

Replacement Parts

6920-33 Guard
6920-34 Cutting Wheel



MP-750

Tab Shear

Tab Shear cuts aluminum sheet with ease. Large wear spacers protect the frame from wear and damage. Ideal for use in the aerospace industry.

Shearing Capacity	Max Throat Opening	Shear Force	Length	Weight	Air Inlet Thread	Rec'd Hose Size	Avg. Air Consumption
1/16" Steel 3/32" Aluminum	1/8" x 3"	4200 lbs @ 90 psi	9-3/4"	7.4 lbs	1/4"	3/8"	1 cfm



Riveters

Call Today to Order • 800-521-8104



MP-10187

3/16" Capacity Air Riveter

Economically designed for heavy-duty, high speed production applications. Constructed without hydraulics for trouble-free riveting and easy maintenance. Comes with nosepieces for 1/8", 5/32" and 3/16" rivets.

Rivet	Mandrel	1/8"	5/32"	3/16"
Open End Rivets				
Aluminum	Aluminum	✓	✓	✓
Aluminum	Steel	✓	✓	✓
Steel	Steel	✓	✓	
Stainless	Stainless	✓		
Closed End Rivets				
Aluminum	Aluminum	✓	✓	✓
Aluminum	Steel	✓		

Max Capacity	Pulling Force	Stroke	Length	Weight	Air Inlet Thread	Rec'd Hose Size	Avg. Air Consumption	Pressure
3/16"	1000 lbs	0.625"	6-3/4"	3.6 lbs	1/8"	3/8"	0.007 cf/rivet	90 psi



MP-MCS20187

3/16" Capacity Air/Hydraulic Riveter

Ideal for high production assembly. The "Long Stroke" allows the tool to install most rivets with one cycle. The unit is equipped with a mandrel collection system (MCS). Installs up to 3/16" Monobolts®. Includes nosepieces to install 5/32" and 3/16" blind rivets as well as 3/16" Monobolts®.

Max Capacity	Pulling Force	Stroke	Length	Weight	Air Inlet Thread	Rec'd Hose Size	Avg. Air Consumption	Pressure
3/16"	2000 lbs	0.87"	11-11/16"	4.25 lbs	1/4"	3/8"	5 cfm	90 psi



MP-MCS33250

1/4" Capacity Air/Hydraulic Riveter

Ideal for high production assembly. The "Long Stroke" allows the tool to install most rivets with one cycle. The unit is equipped with a mandrel collection system (MCS). Installs up to 1/4" Monobolts®. Includes nosepieces to install 3/16" and 1/4" blind rivets as well as 3/16" and 1/4" Monobolts®.

Max Capacity	Pulling Force	Stroke	Length	Weight	Air Inlet Thread	Rec'd Hose Size	Avg. Air Consumption	Pressure
1/4"	3300 lbs	1.1"	12-15/16"	5.6 lbs	1/4"	3/8"	5 cfm	90 psi



2318RS
3/16" and 1/4"
Blind Rivets

Kit Includes:



202HM1
3/16" Magna-
Grip® and 3/16"
Maxlok®



202HC1
3/16" C6L® and
3/16" Avdelok®



202HM2
1/4" Magna-
Grip® and 1/4"
Maxlok®



231HC2
1/4" C6L® and
1/4" Avdelok®



202HB2
1/4" BOM®
Sold Separately

C6L®, Magna-Grip®, Magna-Lok®, BOM® are registered trademarks of Alcoa Fastening Systems. Avbolt®, Monobolt®, Maxlok®, Avdelok® are registered trademarks of AVDEL UK Limited.

MP-MCS50250LBK

1/4" Capacity Air/Hydraulic Lockbolt Tool Kit

Includes 4 lockbolt nose assemblies (shown below) to install 3/16" and 1/4" lockbolts. This unit also comes with the nose assembly to install 3/16" and 1/4" blind rivets. Supplied in a blow molded case. A must for any truck and trailer repair facility.

Max Capacity	Pulling Force	Stroke	Length	Weight	Air Inlet Thread	Rec'd Hose Size	Avg. Air Consumption	Pressure
1/4"	5000 lbs	0.708"	12-15/16"	5.6 lbs	1/4"	3/8"	5 cfm	100 psi



258N28
1/2"-13

Kit Includes:



258N22
8-32



258N23
10-24



258N24
10-32



258N25
1/4"-20



258N26
5/16"-18



258N27
3/8"-16

MP-SPS35038UK

1/2" Capacity Standard Rivet Nut Tool Kit

Heavy-duty rivet nut installation tool includes nose assemblies for 8-32 through 1/2"-13 rivet nuts.

The spin-pull-spin actuation principle allows for quick repeatable installation in a production environment. Supplied in a blow-molded case with the 7 mandrels shown.

Max Capacity	Pulling Force	Stroke	Length	Weight	Air Inlet Thread	Rec'd Hose Size	Avg. Air Consumption	Pressure
1/2"-13	3500 lbs	0.236"	11-7/8"	4.9 lbs	1/4"	3/8"	28 cfm	100 psi



258N17
M12

Kit Includes:



258N12
M4



258N13
M5



258N14
M6



258N15
M8



258N16
M10

MP-SPS35012MK

12mm Capacity Metric Rivet Nut Tool Kit

Heavy-duty rivet nut installation tool includes nose assemblies for M4 through M12 rivet nuts.

The spin-pull-spin actuation principle allows for quick repeatable installation in a production environment. Supplied in a blow-molded case with the 6 mandrels shown.

Max Capacity	Pulling Force	Stroke	Length	Weight	Air Inlet Thread	Rec'd Hose Size	Avg. Air Consumption	Pressure
M12	3500 lbs	0.236"	11-7/8"	4.9 lbs	1/4"	3/8"	28 cfm	100 psi

AVK RivetNut Tools

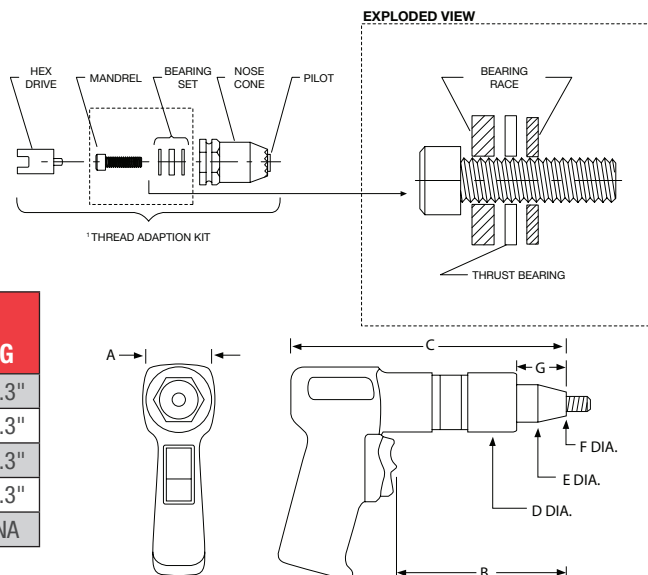


The tool shown on this page has been specifically designed to install the A-L, A-K, A-H, A-P and A-O series Inserts.

Select the type of insert (not shown) and thread size required for your application, then select the appropriate RPM tool from the charts below.

Dimensional Data

RPM	Weight (lbs)	A	B	C	D (Dia)	E (Dia)	F (Dia Max)	G
3000	2.55	1.86"	4.75"	7.75"	1.57"	1.00"	0.400"	1.3"
1500	2.58	1.86"	4.75"	7.75"	1.57"	1.00"	0.400"	1.3"
900	3.18	1.86"	6.00"	9.00"	1.57"	1.00"	0.500"	1.3"
600	3.18	1.86"	6.00"	9.00"	1.57"	1.00"	0.640"	1.3"
350	3.25	1.86"	5.37"	8.37"	1.50"	1.42"	0.900"	NA



PROPER AIR SUPPLY SET-UP REQUIRES:

- Refer to tool selection chart below for proper PSI setting at 25 CFM
- Inline oiler / separator
- Air pressure gauge
- 5/16" minimum hose ID
- 5/16" minimum fittings ID

PREVENTATIVE MAINTENANCE REQUIREMENTS:

- The bearing set must be kept in a WET lubricated condition to ensure proper tool operation. AVK suggests the use of high temperature grease such as LUBRIPLATE BRAND 930 AA.
- The tool mandrel should be inspected for thread wear or damage and replaced. AVK suggests the use of Unbrako or Holo-Krome socket head cap screws.

SPECIAL FEATURE—This tool's nose cone design incorporates a special pilot / serrated tip that is essential to proper insert installation. The "AK" prefix in the tool part number designates this feature.

Tool Selection

Model (Complete Tool)	Thread Size	RPM	¹ Thread Adaption Kit	PSI (Dynamic)
AKPT30P632	6-32 UNC	3000	AKPT632TAK	70-80
AKPT30P832	8-32 UNC	3000	AKPT832TAK	75-90
AKPT15P1024	10-24 UNC	1500	AKPT1024TAK	60-80
AKPT15P1032	10-32 UNF	1500	AKPT1032TAK	60-80
AKPT15L1032	10-32 UNF	1500	AKPT1032TAK	60-80
AKPT9P420	1/4"-20 UNC	900	AKPT420TAK	70-90
AKPT6P518	5/16"-18 UNC	600	AKPT518TAK	80-110
AKPT6P616	3/8"-16 UNC	600	AKPT616TAK	80-110
AKPT3P813	1/2"-13 UNC	350	AKPT813CTA	80-110
AKPT30P470	M4x0.7 ISO	3000	AKPT470TAK	70-80
AKPT15P580	M5x0.8 ISO	1500	AKPT580TAK	60-80
AKPT9P610	M6x1.0 ISO	900	AKPT610TAK	70-90
AKPT6P8125	M8x1.25 ISO	600	AKPT8125TAK	80-110
AKPT6P1015	M10x1.5 ISO	600	AKPT1015TAK	80-110
AKPT3P12175	M12x1.75 ISO	350	AKPT12175CTA	80-110

Spare Parts

Hex Drive	² Mandrel (10 Per Bag)	Bearing Set	Nose Cone
29NPT22	B3SH632-1500	32PT1	77AKPT6
29NPT23	B3SH832-1500	32PT2	77AKPT8
29NPT4	B3SH1024-1750	32PT4	77AKPT10
29NPT4	B3SH1032-1750	32PT4	77AKPT10
29NPT5	B3SH420-1500	32PT5	77AKPT250
29NPT6	B3SH518-2225	32PT7	77AKPT3125
29NPT7	B3SH616-2225	32PT8	77AKPT375
29NPT26	B3SH813-2500	30NPT500	77AKPT500
29NPT24	B3SH470-40	32PT3	77AKPT470
29NPT10	B3SH580-45	32PT4	77AKPT580
29NPT11	B3SH610-40	32PT6	77AKPT610
29NPT12	B3SH8125-55	32PT7	77AKPT8125
29NPT25	B3SH1015-55	32PT10	77AKPT1015
29NPT27	B3SH12175-60	30NPT500	77AKPTM12

² Special Order Only

Note: UNF Fine Threads are Available



MP-2144A-112



MP-2144A-TAN-3

"Alligator" Yoke Riveters

Alligator type compression riveter has wide applications in many industries for squeezing a large variety of sizes and types of rivets. Strong squeeze action is easily controlled to provide uniformity and accuracy of work. Ideally used for dimpling, punching and pressing. Extra powerful, portable tandem cylinder also available with double the compressive force for larger riveting capacity. All models: Plain backhead and CR-1 rivet shank holes.

Compression Riveters, "Alligator" Yoke

Model	Rivet Capacity		Yoke Reach	Yoke Gap	Closed Height	Shank Dia.	Max. Force	Max. Travel	Length	Weight w/Yoke	Inlet Thread	Rec'd Hose	Air Cons.
	Alum.	Steel											
MP-2144A-112	1/8"	3/32"	1-1/2"	1-5/8"	7/8"	0.187"	3000 lbs	5/8"	9-3/16"	3.75 lbs	1/4"	3/8"	1.12 cf per stroke
MP-2144A-214	1/8"		2-1/4"	2-1/8"			2200 lbs	7/8"	10-1/8"	4.25 lbs			
MP-2144A-3	3/32"		3"	2-1/8"			1800 lbs	1-1/4"	10-7/8"	4.75 lbs			

Tandem Compression Riveters, "Alligator" Yoke

Model	Rivet Capacity		Yoke Reach	Yoke Gap	Closed Height	Shank Dia.	Max. Force	Max. Travel	Length	Weight w/Yoke	Inlet Thread	Rec'd Hose	Air Cons.
	Alum.	Steel											
MP-2144A-TAN-112	3/16"	5/32"	1-1/2"	1-5/8"	7/8"	0.187"	6000 lbs	5/8"	11"	4.75 lbs	1/4"	3/8"	2.5 cf per stroke
MP-2144A-TAN-214	5/32"	1/8"	2-1/4"	2-1/8"			4300 lbs	7/8"	13"	5.25 lbs			
MP-2144A-TAN-3	1/8"	3/32"	3"	2-1/8"			4000 lbs	1-1/4"	13-3/4"	5.5 lbs			



MP-2144C-112



MP-2144C-TAN-112

"C" Yoke Riveters


Specially designed for airplane construction to ensure fast, economical riveting where two-man operation is impractical. Features strong, steady, silent squeeze action, which is easily controlled for a large variety of rivets. Ideal for dimpling, punching, stamping and pressing. Widely used for truck, bus and automotive applications. Extra powerful, portable tandem cylinder also available with double the compressive force for larger riveting capacity. All models: Plain backhead and CR-1 rivet shank holes. Model 2144FCT air operated foot pedal control available.

Compression Riveters, "C" Yoke

Model	Rivet Capacity		Yoke Reach	Yoke Gap	Closed Height	Shank Dia.	Max. Force	Max. Travel	Length	Weight w/Yoke	Inlet Thread	Rec'd Hose	Air Cons.
	Alum.	Steel											
MP-2144C-112	1/8"	3/32"	1-1/2"	1-1/4"	11/16"	0.187"	3000 lbs	9/16"	10-5/16"	4.5 lbs	1/4"	3/8"	1.12 cf per stroke
MP-2144C-2			2"										
MP-2144C-212			2-1/2"										
MP-2144C-3			3"										

Tandem Compression Riveters, "C" Yoke

Model	Rivet Capacity		Yoke Reach	Yoke Gap	Closed Height	Shank Dia.	Max. Force	Max. Travel	Length	Weight w/Yoke	Inlet Thread	Rec'd Hose	Air Cons.
	Alum.	Steel											
MP-2144C-TAN-112	3/16"	5/32"	1-1/2"	1-1/4"	11/16"	0.187"	6000 lbs	9/16"	14"	5.5 lbs	1/4"	3/8"	2.5 cf per stroke
MP-2144C-TAN-2			2"										
MP-2144C-TAN-212			2-1/2"										
MP-2144C-TAN-3			3"										



MP-351A-278

"Alligator" Yoke Riveters

Designed for one-man operation to increase productivity where costly two-man riveting was once done. Used in high volume riveting applications. Capable of accurately squeezing a large variety of solid, tubular and semi-tubular rivets in aircraft, truck, bus, boat, toy and automotive component applications. A tandem cylinder doubles the compressive force of the standard tool, allowing the operator to upset larger size rivets, as well as rivets made of stronger material. All models: regulated backhead and short stroke adjustment; CR-1 rivet shank holes. Model 351FCT08 air operated foot pedal control available.

Compression Riveters, "Alligator" Yoke

Model	Rivet Capacity		Yoke Reach	Yoke Gap	Closed Height	Shank Dia.	Max. Force	Max. Travel	Length	Weight w/Yoke	Inlet Thread	Rec'd Hose	Air Cons.
	Alum.	Steel											
MP-351A-278	5/32"	1/8"	2-7/8"	1-5/8"	7/8"	0.187"	5200 lbs	5/8"	19-1/2"	15.75 lbs	1/4"	3/8"	2.75 cf per stroke
MP-351A-5	1/8"	3/32"	5"	1-5/8"	7/8"		3400 lbs	1-3/8"	21-5/8"	19.75 lbs			
MP-351A-7	1/8"	3/32"	7"	2"	1-1/2"		3000 lbs	1-11/16"	23-5/8"	24.25 lbs			
MP-351A-918	1/8"	3/32"	9-1/8"	2-3/16"	3/4"		3000 lbs	1-11/16"	25-3/4"	26.25 lbs			

Tandem Compression Riveters, "Alligator" Yoke

Model	Rivet Capacity		Yoke Reach	Yoke Gap	Closed Height	Shank Dia.	Max. Force	Max. Travel	Length	Weight w/Yoke	Inlet Thread	Rec'd Hose	Air Cons.
	Alum.	Steel											
MP-351AT-278	1/4"	3/16"	2-7/8"	1-5/8"	7/8"	0.187"	10,400 lbs	5/8"	23-3/4"	18.50 lbs	1/4"	3/8"	5.5 cf per stroke
MP-351AT-5	3/16"	5/32"	5"	1-5/8"	7/8"		6800 lbs	1-3/8"	25-7/8"	22.50 lbs			
MP-351AT-7	3/16"	5/32"	7"	2"	1-1/2"		6000 lbs	1-11/16"	27-7/8"	27.00 lbs			
MP-351AT-918	3/16"	5/32"	9-1/8"	2-3/16"	3/4"		6000 lbs	1-11/16"	30"	29.00 lbs			



MP-351C-218

"C" Yoke Riveters

Lightweight and compact used extensively in electronic chassis, metal furniture, aircraft, automotive component, boat, truck and bus building applications. Can also be used for staking, stamping, pressing or crimping service. Air inlet swivel aids maneuverability. Squeezes uniformly every time trigger is actuated, independent of operator skill. Using a compressing tool ensures all joints are of the highest integrity. All models: regulated backhead and short stroke adjustment; CR-1 rivet shank holes, CR-2 rivet shank holes available upon request. Model 351FCT08 air operated foot pedal control available.

Compression Riveters, "C" Yoke

Model	Rivet Capacity		Yoke Reach	Yoke Gap	Closed Height	Shank Dia.	Max. Force	Max. Travel	Length	Weight w/Yoke	Inlet Thread	Rec'd Hose	Air Cons.
	Alum.	Steel											
MP-351C-218	3/16"	5/32"	2-1/8"	1-3/16"	25/32"	0.187"	6000 lbs	9/16"	17-1/2"	12.50 lbs	1/4"	3/8"	2.75 cf per stroke

Tandem Compression Riveters, "C" Yoke

Model	Rivet Capacity		Yoke Reach	Yoke Gap	Closed Height	Shank Dia.	Max. Force	Max. Travel	Length	Weight w/Yoke	Inlet Thread	Rec'd Hose	Air Cons.
	Alum.	Steel											
MP-351CT-218	1/4"	7/32"	2-1/8"	1-3/16"	25/32"	0.187"	12,000 lbs	9/16"	21-3/4"	15.25 lbs	1/4"	3/8"	5.5 cf per stroke



MP-351C-RY Roof Top Rail Riveter

Designed for installing 3/16" and 1/4" rivets on most tractor roof rails. With the low profile C-Yoke it makes for easy installation of rivets in the confined space of upper roof rails on enclosed trailers. The rapid rivet upsetting action and return of the riveter reduces job time.

Requires at least SM210 flush set for the top of yoke and choice of additional cupped rivet set to be inserted in the moving set holder.

Rivet Capacity	Yoke Reach	Yoke Gap	Shank Dia.	Max. Force	Length	Weight w/Yoke	Air Inlet	Rec'd Hose	Air Cons.
1/4" Aluminum	1-7/8"	1-3/16"	0.187"	6000 lbs	17-1/2"	12.5 lbs	1/4"	3/8"	2.75 cf per stroke



MP-351CT-PU

MP-351-PU Punch Units

Provides a mobile solution for punching holes ranging from 3/16" to 5/8" diameter in applications where the work piece is too large to be moved in and out of a stationary press. This is a rapid acting and portable unit making for a quick job turnaround. Model 351FCT08 air operated foot pedal control available.

Model	Max. Material Thickness	Max. Hole Diameter	Max. Reach	Work Clearance	Max. Force	Length	Weight	Air Inlet Thread	Rec'd Hose Size	Avg. Air Consumption
MP-351C-PU	3/16"	1/2"	1-7/8"	1/2"	5400 lbs	20-1/2"	20.5 lbs	1/4"	3/8"	2.75 cf per stroke
MP-351CT-PU	3/16"	5/8"	1-7/8"	1/2"	10,800 lbs	25-3/4"	23.75 lbs	1/4"	3/8"	5.5 cf per stroke



MP-355C-218

MP-355 Series "C" Yoke Riveters


Designed to install a variety of types and sizes of rivets with one-man operation to increase productivity where costly two-man riveting was once done. Used in high volume riveting applications. Equipped with closed height adjustment so the distance between sets can be quickly and easily adjusted without using rivet set shims.

Model	Rivet Capacity		Yoke Reach	Yoke Gap	Closed Height	Shank Dia.	Max. Force	Max. Travel	Length	Weight w/Yoke	Air Inlet	Rec'd Hose	Air Cons.
	Alum.	Steel											
MP-355C-218	1/4"	7/32"	2-1/8"	2-5/32"	1-1/32"	0.25"	12,000 lbs	7/8"	20"	21 lbs	1/4"	3/8"	2.75 cf per stroke
MP-355C-438	1/4"	7/32"	4-3/8"	3"	1-1/32"	0.25"	12,000 lbs	7/8"	22-1/2"	26 lbs	1/4"	3/8"	2.75 cf per stroke

MP-351C & CP-0351 Series "C" Yokes

Fits standard Type 1 frame.

Part	Reach	Gap
016	1-7/16"	2-5/8"
017	3-1/2"	1-1/2"
018	2"	2"
019	5"	2-1/2"
020	2-1/8"	1-3/16"




MP-355 & CP-0355 Series "C" Yokes

Includes bronze set holder bushings.


Part	Reach	Gap
035	2-1/8"	1-7/8"
036	4-1/2"	1-15/16"



MP-2144C & CP-0214 Series "C" Yokes




Part	Reach	Gap
001	1-1/2"	1-1/4"
002	2"	1-1/4"
003	2-1/2"	1-3/8"
004	3"	1-1/4"
005	2-3/4"	1-3/16"
006	1-3/4"	1-1/4"
007	1-3/16"	1-3/16"
012XP	3"	1-1/2"



Heavy-Duty Model

Part	Reach	Gap
008	4"	1-1/4"
009	5-23/32"	1-3/16"
010	5-3/8"	1-1/4"




Heavy-Duty Model

Part	Reach	Gap
011	2-1/2"	2"
012	3"	1-1/2"
013	3"	3"
014	3"	3-1/2"
015	3-1/2"	2"

CP-0341 Series "C" Yoke



Part	Reach	Gap
039	2-1/8"	2-5/8"



351RY

Roof Top Rail Yoke

Fits MP-351 and CP-0351 "C" series riveters with type 1 frames. Ideal for installing 3/16" and 1/4" rivets on most tractor trailer roof rails. Requires at least SM210 flush set for the top of yoke and choice of additional cupped rivet set to be inserted in the moving set holder.

P003092RY 5/16"-24 Bolt

P073047RY 7/16"-20 Bolt


P003093 5/16"-24 Nylock Nut

P006315 7/16"-20 Nylock Nut

351CON

Riveter Conversion Unit


Conversion unit fits all "Alligator" or "C" type models MP-351 and CP-0351 compression riveters. Increases rivet capacity from 3/16" dural to 5/16" and 5/32" steel to 1/4".





Air-Operated Pedal Control

Converts standard lever-operated compression riveters to foot-operated for riveting applications where both hands are required to stabilize the product being riveted.



2144FCT

Can be installed on the following model riveters:

MP-2144, CP-0214, USI-114 and other riveters of the same design.

Includes a 6' hose assembly from the foot pedal to the back cap.

351FCT08

Can be installed on the following model riveters:

MP-351, CP-0351, USI-151 and APT-740.

Includes an 8' hose assembly from the foot pedal to the air valve and air intake.

450FCT

Can be installed on the following model riveters:

CP-0450 and USI-150.

Comes with a 10' hose assembly from the foot pedal to the air valve and a 5' hose assembly from the air valve to the back cap. Includes all necessary hardware to mount the air valve and back cap.

450EAFCT

Can be installed on the following model riveters:

CP-0450EA, USI-150EA and Zephyr ZP450EA.

Comes with a 10' hose assembly from the foot pedal to the air valve and a 5' hose assembly from the air valve to the back cap. Includes all necessary hardware to mount the air valve and back cap.

P078666G

Cable-Operated Pedal Control

Allows standard lever-operated CP-0450 compression riveters to be foot-operated when applications require two hands.



P078214G

Cable-Operated Pedal Control

Allows standard lever-operated CP-0351 & CP-0355 compression riveters to be foot-operated when applications require two hands.



1. **P074830** Cable Casing Bracket
2. **P074827** Cable Collar
3. **P074831** Throttle Lever

Call Today to Order • 800-521-8104

13-9

2144APS

Air-Operated, Foot-Controlled Pedestal Stand

The 2144APS pedestal stand is used with the MP-2144, CP-214 or USI-114 compression riveters. This bench top stand comes with the 2144FCT air foot pedal control assembly that has a 6' hose and has a working height of 12". This provides a hands-free option where components require both hands for stability.



Riveter not included.

351APS

Air-Operated, Foot-Controlled Pedestal Stand

The 351APS pedestal stand is used with the MP-351, CP-0351, USI-151 or APT 740 compression riveters. This stand comes with the 351FCT08 air foot pedal control assembly that has 8' hose and has a working height of 41". This provides a hands-free option where components require both hands for stability.



Riveter not included.

Standard Rivet Heads

Rivet Diameter in. (mm)						
	(AN-435) (A.S.A.) BUTTON	(AN-430) ROUND	(AN-455) BRAZIER	(AN-456) MODIFIED BRAZIER	(AN-470) UNIVERSAL	(AN-442) FLAT

Dimensions in. (mm)

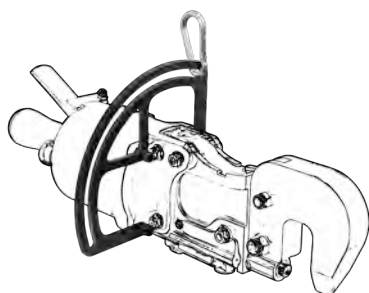
A	B	C	R	B	C	R	B	C	R	B	C	B	C	R	E	B	C
3/32 (2.4)	0.166 (4.22)	0.070 (1.78)	0.084 (2.13)	0.187 (4.75)	0.070 (1.78)	0.098 (2.49)	0.234 (5.94)	0.047 (1.19)	0.170 (4.32)	0.156 (3.96)	0.031 (7.9)	0.187 (4.75)	0.041 (1.04)	0.082 (2.08)	0.047 (1.19)	0.187 (4.75)	0.037 (.94)
1/8 (3.2)	0.219 (5.56)	0.094 (2.39)	0.111 (2.82)	0.250 (6.35)	0.094 (2.39)	0.130 (3.30)	0.312 (7.92)	0.063 (1.60)	0.226 (5.74)	0.235 (5.97)	0.047 (1.19)	0.250 (6.35)	0.054 (1.37)	0.108 (2.74)	0.063 (1.60)	0.250 (6.35)	0.050 (1.27)
5/32 (4.0)	0.273 (6.93)	0.117 (4.32)	0.138 (3.51)	0.312 (7.92)	0.117 (2.97)	0.162 (4.11)	0.390 (9.90)	0.078 (1.98)	0.283 (7.19)	0.312 (7.92)	0.063 (1.60)	0.312 (7.92)	0.067 (1.70)	0.135 (3.43)	0.078 (1.98)	0.312 (7.92)	0.062 (1.57)
3/16 (4.8)	0.328 (8.33)	0.141 (3.58)	0.166 (4.22)	0.375 (9.53)	0.141 (3.58)	0.195 (4.95)	0.468 (11.89)	0.094 (2.39)	0.340 (8.64)	0.390 (9.91)	0.078 (1.98)	0.375 (9.53)	0.082 (2.08)	0.164 (4.17)	0.094 (2.39)	0.375 (9.53)	0.075 (1.91)
1/4 (6.4)	0.437 (11.10)	0.188 (4.78)	0.221 (5.61)	0.500 (12.70)	0.188 (4.78)	0.260 (6.60)	0.625 (15.83)	0.125 (3.18)	0.453 (11.51)	0.468 (11.89)	0.094 (2.39)	0.500 (12.70)	0.107 (2.72)	0.217 (5.51)	0.125 (3.18)	0.500 (12.70)	0.100 (2.54)
5/16 (7.9)	0.546 (13.87)	0.234 (5.94)	0.276 (7.01)	0.648 (16.46)	0.234 (5.94)	0.325 (8.26)	0.781 (19.84)	0.156 (3.96)	0.565 (14.35)	0.625 (15.88)	0.125 (3.18)	0.648 (16.46)	0.136 (3.45)	0.272 (6.91)	0.156 (3.96)	0.648 (16.46)	0.125 (3.18)
3/8 (9.5)	0.656 (16.66)	0.281 (7.14)	0.332 (8.43)	0.750 (19.05)	0.281 (7.14)	0.391 (9.93)	0.940 (23.88)	0.187 (4.75)	0.680 (17.27)	0.781 (19.84)	0.156 (3.96)	0.750 (19.05)	0.164 (4.17)	0.328 (8.33)	0.187 (4.75)	0.750 (19.05)	0.150 (3.81)



351-HANGER

Optional Horizontal Hanger

For MP-351

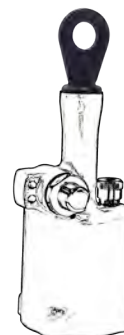


Tool Not Included

P073008-HANG

Optional Vertical Hanger

For MP-351



Bucket Not Included

CP-0450

Pressure Pad Dolly



P078691



P078692

Model	Description
P078691	3/8" Pressure Pad Dolly
P078692	1/2" Pressure Pad Dolly

CP-0450EA

Shank Adapters

Allows standard CP-0450EA riveter to accept MP-351 & CP-0351 rivet squeezer rivet sets.



P081392



P081393



P082189



P082190

Model	Description
P081392	0.1875" Shank adapter
P081393	0.250" Shank Adapter
P082189	0.3125" Shank Adapter
P082190	0.375" Shank Adapter

CP-0450EA

Flush Sets



P081391



P085110



P081390




P081389

Model	Description
P081391	23/64" Flush Set
P085110	23/64" Flush Set, 3-1/2 Long
P081390	31/64" Flush Set
P081389	39/64" Flush Set

0.187" Rivet Sets

Squeeze Riveter Sets

Part	L
SM200	1/4"
SM201	3/8"
SM202	1/2"
SM203	5/8"
SM204	3/4"



For example, to order:
3/8" Long; 1/4" Button
Specify: SM201-4358


Description	Rivet Diameter				
	3/32"	1/8"	5/32"	3/16"	1/4"
Round AN430	4303	4304	4305	4306	4308
Flat AN442	4423	4424	4425	4426	4428
Brazier AN455	4553	4554	4555	4556	4558
Mod. Brazier AN456	4563	4564	4565	4566	4568
Universal AN470	4703	4704	4705	4706	4708
Button AN435	4353	4354	4355	4356	4358

Call Today to Order • 800-521-8104

13-11


0.187" Rivet Sets Flush Sets

Part	L
SM210	1/8"
SM211	1/4"
SM212	3/8"
SM213	1/2"
SM214	5/8"
SM215	3/4"
SM217	1"



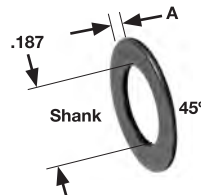
Tubular Rivet Set

Part	L
SM200	1/4"
SM201	3/8"
SM202	1/2"
SM203	5/8"
SM204	3/4"



Spacer Shims

Part	A
SM-S0	1/64" (0.0156")
SM-S1	1/32" (0.0312")
SM-S2	1/16" (0.0625")



Tubular AN-450

Rivet Diameter				
3/32"	1/8"	5/32"	3/16"	1/4"
4503	4504	4505	4506	4508

0.250"/0.312"/0.375" Rivet Sets

Squeeze Riveter Sets


Rivet sets can be furnished in 1/4", 3/8", 1/2", 5/8" and 3/4" lengths and shank sizes. Please specify shank size, length and rivet.

For example, to order:
1/4" Long; 1/8" Universal
Specify: SM220-4704


Description	Rivet Diameter						
	3/32"	1/8"	5/32"	3/16"	1/4"	5/16"	3/8"
Round AN430	4303	4304	4305	4306	4308	43010	43012
Flat AN442	4423	4424	4425	4426	4428	44210	44212
Brazier AN455	4553	4554	4555	4556	4558	45510	45512
Mod. Brazier AN456	4563	4564	4565	4566	4568	45610	45612
Universal AN470	4703	4704	4705	4706	4708	47010	47012
Button AN435	4353	4354	4355	4356	4358	43510	43512

0.250 Shank 0.312 Shank 0.375 Shank

Part	L	Part	L	Part	L
SM220	1/4"	SM240	1/4"	SM260	1/4"
SM221	3/8"	SM241	3/8"	SM261	3/8"
SM222	1/2"	SM242	1/2"	SM262	1/2"
SM223	5/8"	SM243	5/8"	SM263	5/8"
SM224	3/4"	SM244	3/4"	SM264	3/4"



Flush Sets



0.250 Shank

5/8" Body Dia

Part	L
SM230	1/8"
SM231	1/4"
SM232	3/8"
SM233	1/2"
SM234	5/8"
SM235	3/4"
SM236	7/8"
SM237	1"

0.312 Shank

5/8" Body Dia

Part	L
SM250	1/8"
SM251	1/4"
SM252	3/8"
SM253	1/2"
SM254	5/8"
SM255	3/4"
SM256	7/8"
SM257	1"

0.375 Shank

3/4" Body Dia

Part	L
SM270	1/8"
SM271	1/4"
SM272	3/8"
SM273	1/2"
SM274	5/8"
SM275	3/4"
SM276	7/8"
SM277	1"

Some rivet/flush sets may require a six-piece minimum order. Please call for availability.



Specialty Tools

Call Today to Order • 800-521-8104



Included in Box:
Flexible Nozzle



Rigid Nozzle



4PGG2-AUTO

Air Operated Automatic Grease Gun

One-handed grease gun features a two stage trigger which allows single or multiple stroke dispensing. Flexible and rigid nozzles included.

Grease Reservoir Capacity	Length	Weight	Air Inlet Thread	Rec'd Hose Size	Avg. Air Consumption
16 oz	16-1/2"	3.5 lbs	1/4"	3/8"	6.5 cfm



APGG1

Air Operated Grease Gun

One-handed grease gun delivers 1500 to 9000 psi each time the trigger is pressed. Loads three ways and has E-Z air vent cap. Equipped with 1/4" NPT fitting.

Grease Reservoir Capacity	Length	Weight	Air Inlet Thread	Rec'd Hose Size	Avg. Air Consumption
16 oz	14-3/4"	3.25 lbs	1/4"	3/8"	0.5 cf per stroke



MP-290-ST

Air Operated Caulking Gun

Produces a constant flow for an even bead. Ideal for construction and automotive applications.

Max Air Pressure 65 psi.

Tube Size	Length	Weight	Air Inlet Thread	Rec'd Hose Size	Avg. Air Consumption
2" dia. x 8-1/2" long	12-1/2"	2.55 lbs	1/4"	3/8"	0.75 cf per stroke



MP-AS8-ST

Air Operated Paint Spray Gun

High production spray gun designed to handle all lacquers, enamels, and any automotive refinishing materials.

Feed Type	Fluid Nozzle Size	Cup Capacity	Max PSI	Height	Length	Weight	Air Inlet Thread	Rec'd Hose Size	Avg. Air Consumption
Suction	5/8"	1 liter	50-70	11-1/2"	5"	2.3 lbs	1/4"	3/8"	8 cfm



MP-4160-L07
Linear

MP-4160-S07
Swing

4160 Series Linear & Swing Style Lapping Tools

Ergonomic, lightweight and well-balanced design used for deburring or finishing slots, ribs and other intricate parts. Linear stroke is designed for draw-filling narrow areas. Ideal for any mold and die shop's polishing bench.



6mm x 70mm 800 Grit
Ceramic Stone included

Model	Stroke	Free Speed	Length	Weight	Air Inlet Thread	Rec'd Hose Size	Avg. Air Consumption
MP-4160-L07	0.7"	19,000 spm	7.3"	0.44 lbs	1/4"	3/8"	1.6 cfm
MP-4160-S07	0.7"	18,000 spm	7.3"	0.44 lbs	1/4"	3/8"	1.6 cfm



MP-1000A-ST

Reciprocating File

Small, lightweight "Super Hand" performs with the power and efficiency of much larger tools. Ideal for filing, descaling, grinding, chamfering and polishing. Great for curves.

Strokes Per Minute	Stroke	Shank Diameter	Length	Weight	Air Inlet Thread	Rec'd Hose Size	Avg. Air Consumption
3700	23/64"	1/4"	7-1/8"	2.2 lbs	1/4"	3/8"	8.5 cfm

Files also available:

- 9A222** Rat Tail File (set of 5)
- 9A223** Triangular Taper File (set of 5)
- 9A224** Half Round File (set of 5)
- 9A225** Flat Bastard File (set of 5)




MP-0815

Reciprocating Gasket Remover

Easy to handle, lightweight and compact. Ideal for removing gaskets, tile, glue, resin, old grease and paint.

Blows Per Minute	Bore	Stroke	Length	Weight	Air Inlet Thread	Rec'd Hose Size	Avg. Air Consumption
4500	0.5"	2.25"	9-3/4"	1.5 lbs	1/4"	3/8"	4.5 cfm



MP-AP650-ST

Punch/Flange Tool

Two-in-one quarter-paneling tool is ideal for crimping or flanging panels together. Also great for punching clean holes for any operation.

Punch Hole Size	Flange Capacity	Length	Weight	Air Inlet Thread	Rec'd Hose Size	Avg. Air Consumption
3/16"	14 Gauge	10"	2.9 lbs	1/4"	3/8"	4 cfm

**MP-9361**

Scribe Equipped with Stylus Only. Accepts chisels, available separately or in MP-9361K-ST Kit

MP-9361

Engraving Pen

Writes on a variety of materials, such as steel up to RC-64, glass, plastic and wood. Can be used for deburring and trimming, and is excellent for removing broken studs. A must for paleontologists and aircraft parts manufacturers. Includes hose, filter, #7177 stylus and plastic carrying case.

**MP-9361K-ST**

Scribe Kit

Includes Stylus, three different chisels, chisel adapter and extra air fitting.



Replacement Parts

7177

Stylus

10-100108

Chisel Adapter

10-100110

Blank Chisel

10-100111

Angle Chisel

10-100112

Flat Chisel

Blows Per Minute	Bore	Stroke	Length	Weight	Air Inlet Thread	Rec'd Hose Size	Avg. Air Consumption
13,500	0.228"	0.323"	5"	5 oz	1/8"	1/4"	1.1 cfm

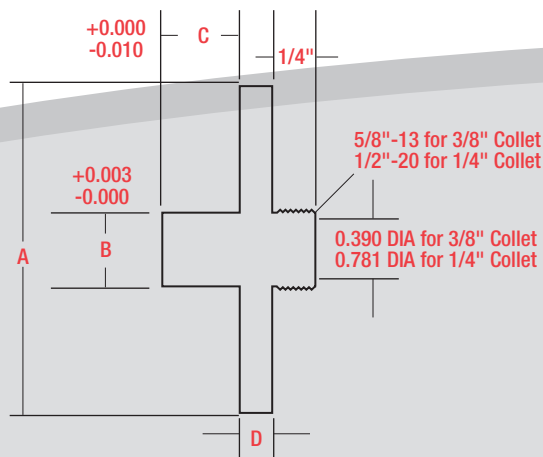
**MP-GR2510****MP-GR2510A**

1/4" Front Exhaust Hand-Held Routers

Ideal for trimming and cutting plastic parts, removing flashing from injection molded parts, wood, aluminum and fiberglass. Lightweight and easily maneuvered in tight areas. Perfect for one-hand operation. Steel and Aluminum "A" models available.

Model	Collet Size	Free Speed	Maximum HP	Length	Weight	Air Inlet Thread	Rec'd Hose Size	Avg. Air Consumption	Housing Material
MP-GR1810	1/4"	18,000 rpm	.9	6-1/4"	3.25 lbs	1/4"	3/8"	12 cfm	Steel
MP-GR1810A-14	1/4"	18,000 rpm	.9	6-1/4"	2.50 lbs	1/4"	3/8"	12 cfm	Aluminum
MP-GR2510	1/4"	25,000 rpm	.9	6-1/4"	3.25 lbs	1/4"	3/8"	12 cfm	Steel
MP-GR2510A	1/4"	25,000 rpm	.9	6-1/4"	2.50 lbs	1/4"	3/8"	12 cfm	Aluminum

Router Guide	Collet Size	Dimensions in Inches			
		A	B	C	D
GR-2531	3/8"	1-1/2"	1/2"	3/8"	1/8"
GR-2402	1/4"	1"	3/8"	3/8"	1/8"
GR-2420	1/4"	1"	5/8"	1/8"	1/8"





Cleco Roller and Hex Body Installation Tools

Used to install and remove most brands of cylindrical and hex body Clecos quickly and effortlessly with a factory setting to prevent overtightening. It features a lockable reverse button on the top of the tool, a variable speed trigger and quiet operation.



Shown with Cleco fastener (not included)



W931CB
Roller Body
Installation Tool

Model	Free Speed	Set Torque	Length	Weight	Air Inlet Thread	Rec'd Hose Size	Avg. Air Consumption
MP-CIT-2000	2000 rpm	18 in-lbs	10"	2.5 lbs	1/4"	3/8"	7.5 cfm
MP-TF120H-OP	2000 rpm	55 in-lbs	8"	1.85 lbs	1/4"	3/8"	1 cfm



MP-209



MP-309

Cleco Spring Style Installation Tools

Ideal for aircraft production assembly and mechanics. It features a lockable reverse button on the top of the tool, spring type Cleco installation tool quickly installs button type and side grip temporary fasteners. Additional features include a feather trigger and quiet operation.



Shown with Cleco fastener (not included)

Model	Length	Weight	Air Inlet Thread	Rec'd Hose Size
MP-209	5-1/2"	1.25 lbs	1/4"	1/4"
MP-309	5-1/2"	1.25 lbs	1/4"	1/4"



MP-8009RS-B

3/4" Dia. Rivet Shaver Kit

Heavy-duty rivet shaver ideal for precision shaving of rivet heads. Designed so the skirt face is parallel to the cutter face. Spring loaded nosepiece and stabilizer enables operator to feed cutter to the rivet faster and more accurately. Kit includes all seven skirts shown below. Cutters sold separately.

Free Speed	Max HP	Length	Weight	Air Inlet Thread	Rec'd Hose Size	Avg. Air Consumption
16,000 rpm	1	7-1/2"	3 lbs	1/4"	3/8"	15 cfm



SP8931
5/16"



SP8904
3/8"



SP8903
7/16"



SP8902
1/2"



SP8901
9/16"



SP8930
5/8"



SP8929
3/4"



MP-5150DP-400B-12SQ

5150 Series

1/2" Square Drive Nutrunners

Compact, powerful pistol grip nutrunner uses precision machined planetary gears to generate high torque for fastening applications. Handle exhaust and muffler meet OSHA requirements.

Model	Chuck Capacity	Free Speed	Stall Torque	Length	Weight	Air Inlet Thread	Rec'd Hose Size	Avg. Air Consumption
MP-5150DP-160B-12SQ	1/2"	160 rpm	160 ft-lbs	9-3/4"	5.5 lbs	3/8"	3/8"	6 cfm
MP-5150DP-400B-12SQ	1/2"	400 rpm	44 ft-lbs	8-1/2"	4.6 lbs	3/8"	3/8"	6 cfm



MP-RCD-10

1-1/2" Sq. Railcar Door Opener w/ Stinger

Railcar Door Openers have simplified the otherwise laborious and dangerous process of opening railcar doors with long breaker bars. The RCD is designed for opening the bottom chute doors found beneath the railcars so the car's payload can be unloaded into subterranean storage containers beneath the rails.

Railcar Door Opener equipped with everything you need:

- A special attachment called a stinger custom-fit to railcar door chute receptacles, allowing you to effortlessly open and close the chute doors
- 15-1/2" diameter wheels w/4.80/4.00- 8", flat-free, solid polyurethane tires, knobby tread

The RCD is operated by simply squeezing the lever on the handle. This tool is also equipped with a forward and reverse switch conveniently located on the frame, eliminating the need to bend over to control the direction, further reducing operator fatigue.

Square Drive	Max Torque	Handle Width	Frame Dimensions	Weight	Air Inlet Thread	Rec'd Hose Size	Avg. Air Consumption
1-1/2"	4460 ft-lbs	30"	24-1/2" W x 45-1/2" H x 37" D	250 lbs	3/4" FPT	3/4"	38 cfm



HEX-3 Stinger



MP-6902K7-ST

Utility In-Line Driver

Versatile tool used in the automotive industry. Excellent for cleaning welds, and removing adhesives and rust from work surfaces. Kit includes rubber eraser, two fine and two coarse wire brushes and adaptors.

SM-6902	Utility In-Line Driver	0511	11mm Brush (Fine)
SA-6902RW	Rubber Eraser	0711	11mm Brush (Coarse)
SA-6902WH	Adaptor (11mm)	0523	23mm Brush (Fine)
SA-6902RH	Adaptor (23mm)	0723	23mm Brush (Coarse)

Free Speed	Length	Weight	Air Inlet Thread	Rec'd Hose Size	Avg. Air Consumption
3500 rpm	12"	3.2 lbs	1/4"	3/8"	13 cfm

MP-6902K7-ST Accessories (included)





NPK[®]

**MPT is the Exclusive Importers Since 1959
For North & South America**

Call Today to Order • 800-521-8104

Air Hoist Efficient, High Speed Material Handling

NPK air hoists are engineered to provide high lifting speeds and accurate control. Lightweight, compact design for use in a stationary position, but can also be quickly moved to another location. Air hoists are extremely useful in hazardous environments where electrical hoists are prohibited. Features external brake adjustment, exhaust muffler, built-in lubricator and swivel mounted air inlet.

Extra Rugged Construction

Durable construction for constant, heavy-duty use. Designed for fast-moving production assembly operations and heavy manufacturing industries.

Overload-Proof Air Motor for a Wide Safety Margin

The rotary vane air motor is completely enclosed. Motor is not affected by fumes, dirt or heat. Motor and controls can withstand constant stopping and sudden starting. Can be overloaded or stalled without damage to the hoist. Motor is inherently self-cooling and cannot be burned out.

Safety Hooks and Automatic Limit Stops

Top and bottom hooks have safety snaps and hoist has automatic limit stops to prevent overtravel.

Variable Speed Control

Operator can choose any speed from the slowest creep to full throttle. The heaviest loads can be positioned or raised quickly and accurately. Features an external screw adjustment for lift and descent speeds.

Pendant Type Control

Leaves the operator with one hand free to guide the load with precise control. Preferred compact design and easy handling.


Caution

This equipment is not to be used for lifting, supporting or transporting people, or for lifting or supporting loads over people.



RHL-500
1/2 Ton Capacity

RHL-1000
1 Ton Capacity



Model PCU-1000
w/ guard
(included with
all Pendant
Control Hoists)

Model PCU-1000
(shown w/o guard for detail)

Model	Chain Type	Capacity	Control	Standard Lift	No. of Falls	Std. Load Chain	Headroom	Lift Speed at Capacity	Weight	Rec'd Hose Size	Air Inlet Thread	Avg. Air Consumption
RHL-250 RHL-250P	Link	550 lbs	Pullcord Pendant	8 ft	1	9 ft	17"	88.6 ft/min	35.2 lbs 39.6 lbs	1/2"	3/8"	45.9 cfm
RHL-500 RHL-500P	Link	1100 lbs	Pullcord Pendant	8 ft	1	9 ft	17"	41.3 ft/min	35.2 lbs 39.6 lbs	1/2"	3/8"	45.9 cfm
RHL-1000 RHL-1000P	Link	2200 lbs	Pullcord Pendant	8 ft	2	18 ft	20"	18.7 ft/min	48.4 lbs 51.7 lbs	1/2"	3/8"	45.9 cfm
RHL-2800 RHL-2800P	Link	6160 lbs	Pullcord Pendant	10 ft	2	25 ft	28"	7.2 ft/min	132.0 lbs 136.4 lbs	3/4"	1/2"	60.0 cfm

Extra lift can be installed for an additional charge. Link chain hoists equipped with chain basket. Most parts for the above hoists are interchangeable with ARO, Chicago Pneumatic and Yale hoists.



NBH-400

Riveting Hammers

NPK rivet hammers are among the most popular for aircraft riveting. Easily controlled, slow, heavy blows deliver just the right impact to form the rivet head without excessive work hardening of the rivet or stretching the surrounding metal. Also handy for light chipping, scraping, metal cutting, peening and other hammering applications.

See page 6-10 for rivet sets.

Model	Shank Diameter	Dural Capacity	Steel Capacity	Stroke	Bore	Blows Per Minute	Length	Weight	Air Inlet Thread	Rec'd Hose Size	Avg. Air Consumption
NBH-400	0.401	1/4"	3/16"	3-3/4"	1/2"	1600	8-9/16"	3.1 lbs	1/4"	3/8"	4 cfm
NBH-600A	0.498	5/16"	1/4"	2-11/16"	3/4"	1500	9"	4.4 lbs	1/4"	3/8"	6 cfm



AA-OSPH

Chipping Hammer W/RET HS

Powerful and lightweight for a wide range of applications. Ideal for stone, metal, concrete, foundry, refractory and brick applications. Features a spring style retainer.

Stroke	Bore	Blows Per Minute	Length	Weight	Air Inlet Thread	Rec'd Hose Size	Avg. Air Consumption
3"	11/16"	3200	11-1/16"	5.3 lbs	1/4"	3/8"	12.4 cfm

Available Chisels

- 17300087 Flat Chisel
- 17300075 Point Chisel
- 17300822 Wide Chisel with Spring



DIG-9

Clay Digger

The NPK Dig-9 clay digger is lightweight and easy to operate for excavation and demolition. Ideal for mining hard pan, clay digger hand trimming tunnel work.

See pages 2-13 and 2-14 for chisel and spade accessories.

Shank Type	Retainer Type	Piston Stroke	Bore	Blows Per Minute	Length	Weight	Air Inlet Thread	Rec'd Hose Size	Avg. Air Consumption
7/8" Hex x 3-1/4"	Sleeve	2-1/2"	1-11/16"	1500	18-7/8"	22 lbs	3/8"	1/2"	39 cfm




NHR-00

Micro Needle Scaler

The lightest, slimmest needle scaler in its class. Excellent for removing weld-spatter, rust, paint and other debris from many different and unusual surfaces and in hard-to reach places. Ideal for shipyards, fabrication shops, refineries and foundries. Set of 7 pcs 3mm needles included.

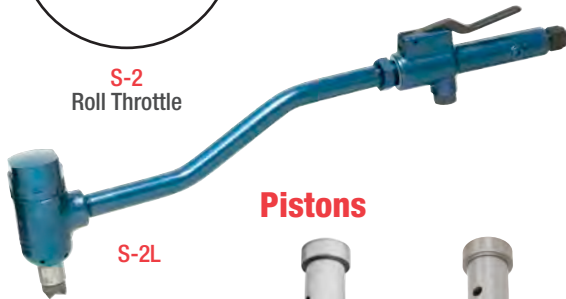
Stroke	Bore	Blows Per Minute	Length	Weight	Air Inlet Thread	Rec'd Hose Size	Avg. Air Consumption
1/2"	9/16"	6500	8-1/2"	1.81 lbs	1/4"	3/8"	2 cfm



17202091
Needles (7)



S-2
Roll Throttle



S-2L

Pistons



H-30203
Standard Steel
Tip Piston



F22B00C550
Optional Carbide
Tip Piston

S-2

Scaling Hammer

Single reciprocating piston delivers rapid blows to remove rust, scale, and old paint. Designed for structural steel and boiler industries.

S-2L

Scaling Hammer

Strong and lightweight with a single reciprocating piston and lever throttle. Delivers rapid vibrating action to remove old paint, rust and scale from structural steel, boilers, tanks and castings. No chisels are required as the hammer piston itself acts as a chisel.

Model	Stroke	Piston Diameter	Blows Per Minute	Length	Height	Weight	Air Inlet Thread	Rec'd Hose Size	Avg. Air Consumption
S-2	9/16"	1-3/16"	3500	19-5/16"	4"	4.6 lbs	3/8"	3/8"	14.1 cfm
S-2L	9/16"	1-3/16"	3500	19-1/2"	4"	5.9 lbs	3/8"	3/8"	14.1 cfm



MS-30L

Lever Type Triplex Scaler

Designed for heavy-duty work such as scaling bridges, ship decks and hulls, railroad cars, structural steel pipe, and roughing concrete. Can be mounted to a frame for multiple tool work. A dead handle is standard and may be replaced with a pipe plug for scaling in close quarters.

Pistons



17510600
Piston (qty 3)



F24B00C550-CP
Carbide Tip
Piston (qty 3)



17515023
Carbide Tip
4-Point
Piston (qty 3)

Stroke	Piston Diameter	Blows Per Minute	Length	Weight	Air Inlet Thread	Rec'd Hose Size	Avg. Air Consumption
3/8"	7/8"	7000	13-1/16"	8.4 lbs	3/8"	1/2"	19.4 cfm

Sand Rammers

B-00A

Sand rammer delivers fast, powerful blows with minimal shock. Extended throttle lever design provides greater ease of handling for ramming small and medium casting flasks molded on the bench. Ideal for the core room. Additional rubber butts available in 1-3/4" to 3-1/4" diameter.



B-00A

B-0A


Sand rammer delivers fast, powerful blows for ramming small, medium and large casting flasks on the bench or floor. Extended throttle lever design provides greater ease of handling with reduced operator fatigue. Additional rubber butts available in 2-1/2" to 4" diameters.



B-0A

B-1A

Fast, hard hitting design to deliver maximum power for smooth, efficient work. Lightweight, provides ease of operation and control. Great for heavy tamping, ramming fire clay and ideal for furnace work. Additional rubber butts available in 2-1/2" to 4" diameters.



B-1A

Model	Butt Diameter	Taper	Bore	Stroke	Blows Per Minute	Length	Weight	Air Inlet Thread	Rec'd Hose Size	Avg. Air Consumption
B-00A	1-9/16" Rubber	S	23/32"	2-3/8"	1600	13-1/4"	4.5 lbs	1/4"	3/8"	7.1 cfm
B-0A	2" Rubber	M	7/8"	2-3/8"	750	14-15/16"	7.0 lbs	1/4"	1/2"	8.8 cfm
B-1A	2-1/2" Rubber	ML	1"	4-1/2"	850	19-1/8"	12.5 lbs	3/8"	1/2"	14.1 cfm

F-2

Long Reach Rammer

Designed with a new automatic valve which eliminates unnecessary maintenance normally encountered with sand and dirt abrasion. Piston is plated for long life. Ideal for foundry work, backfill tamping between foundations and other job site obstructions. Additional rubber butts available in 2-1/2" to 5" diameters.



Butt Diameter	Taper	Bore	Stroke	Blows Per Minute	Length	Weight	Air Inlet Thread	Rec'd Hose Size	Avg. Air Consumption
2-3/4" Rubber	L	1-1/4"	4-3/4"	750	44"	19.8 lbs	3/8"	1/2"	19.4 cfm

NPK Rubber Butts



F40010D700
1-9/16" Dia.
S Taper



F41010D700
2" Dia.
M Taper



F42010D700
2-1/2" Dia.
ML Taper



F53000D700
2-3/4" Dia.
L Taper



F53000D700-278
2-7/8" Dia.
L Taper



F54000D700
3-3/8" Dia.
T Taper

NPK Steel Butts



RG-01420-1.5
1-1/2" Dia.
S Taper



RG-01420
2-1/2" Dia.
S Taper



RG-03420
2-1/2" Dia.
M Taper



F53A00D210
2-3/4" Dia.
L Taper

Call Today to Order • 800-521-8104



SW-12

3/8" Square Drive Angle Impact

Features a friction ring anvil. Used mostly in repair shops and garages. This lightweight impact is distinguished by its low air consumption and exceptional power. Also features an integrated power regulator for easy adjustment. **SW-12P Pin-Type anvil also available.**

Drive	Max Torque	Length	Weight	Air Inlet Thread	Rec'd Hose Size	Avg. Air Consumption
3/8" Friction Ring	165 ft-lbs	4-7/8"	2.8 lbs	1/4"	3/8"	3.5 cfm



NW-800S

3/8" Square Drive Straight Impact

Features a pin-type anvil. Used mostly in manufacturing, repair shops, garages and assembly applications. This lightweight impact is distinguished by its low air consumption and exceptional power.

Drive	Max Torque	Length	Weight	Air Inlet Thread	Rec'd Hose Size	Avg. Air Consumption
3/8" Pin-Type	48 ft-lbs	7"	2.4 lbs	1/4"	3/8"	3.51 cfm



NW-1200BPTS

1/2" Square Drive Pistol Impact

Features a pin-type anvil. This compact, single hammer impact wrench is easily maneuverable for hard-to-reach places, rugged and lightweight. Features built-in 4-step power regulator standard. Frequently used in repair shops, garages and assembly applications.

Drive	Max Torque	Length	Weight	Air Inlet Thread	Rec'd Hose Size	Avg. Air Consumption
1/2" Pin-Type	118 ft-lbs	6-7/8"	4 lbs	1/4"	3/8"	3.5 cfm



NW-1600HARTR

1/2" Square Drive Pistol Impact

Features a combination friction ring and through-hole anvil. Lightweight single hammer impact wrench ideal for automotive repair and assembly applications. Features an ergonomic grip, quick reverse lever and built-in 4-step power regulator standard.

Drive	Max Torque	Length	Weight	Air Inlet Thread	Rec'd Hose Size	Avg. Air Consumption
1/2" Dual Retainer	184 ft-lbs	7-11/16"	5.5 lbs	1/4"	3/8"	5.3 cfm



NAW-1200SPTS

1/2" Square Drive Straight Impact

Features a pin-type anvil. Single hammer impact wrench is used in repair and garage workshops. Features a built-in power regulator to provide four steps of power control. This lightweight impact is distinguished by its low air consumption and exceptional power.

Drive	Max Torque	Length	Weight	Air Inlet Thread	Rec'd Hose Size	Avg. Air Consumption
1/2" Pin-Type	170 ft-lbs	11"	4.3 lbs	1/4"	3/8"	3.5 cfm



NAW-1200

1/2" Square Drive Right Angle Impact

Features a pin-type anvil. Single hammer impact wrench is used in repair and garage workshops. Features four steps of power control. This lightweight impact is distinguished by its low air consumption and exceptional power.

Drive	Max Torque	Angle Height	Length	Weight	Air Inlet Thread	Rec'd Hose Size	Avg. Air Consumption
1/2" Pin-Type	120 ft-lbs	3-1/16"	14-5/16"	6.6 lbs	1/4"	3/8"	3.5 cfm



NWH-320P

1" Square Drive Pistol Impact

This industrial model features a through-hole anvil. Efficient, heavy-duty clutch impact allows fast rundown and high torque output. Very effective in shipyards, bridge building, construction sites and heavy manufacturing plants.

Drive	Max Torque	Length	Weight	Air Inlet Thread	Rec'd Hose Size	Avg. Air Consumption
1" Through-Hole	1325 ft-lbs	15-7/8"	21.5 lbs	3/8"	1/2"	17.7 cfm



NWH-320B

1" Straight Impact

Features a through-hole anvil. Ideal for extra heavy-duty jobs, eliminating the use of hand wrenches. Efficient, heavy-duty clutch allows fast rundown and high torque output. Uses brass end plates for longer wear.

Drive	Max Torque	Length	Weight	Air Inlet Thread	Rec'd Hose Size	Avg. Air Consumption
1" Through-Hole	1325 ft-lbs	15-3/16"	21.38 lbs	3/8"	1/2"	17.7 cfm



NW-5000A

1" Straight Impact Wrench

Features a through-hole anvil. Single hammer impact offers the ultimate power for those tough jobs. Heavy-duty construction for dependability. Features a built-in 4-step power regulator.

Drive	Max Torque	Length	Weight	Air Inlet Thread	Rec'd Hose Size	Avg. Air Consumption
1" Through-Hole	1696 ft-lbs	18-1/4"	36.3 lbs	1/2"	1/2"	15.9 cfm



NAW-19A

3/4" Square Drive Right Angle Impact

Features a through-hole anvil. Right angle impact puts out the right amount of power for fast, effortless nutrunning of 3/4" nuts and bolts. Compact size and easy maneuverability permits nutrunning with minimum clearance. Built-in power regulator. Uses brass end plates for longer wear.

Drive	Max Torque	Angle Height	Length	Weight	Air Inlet Thread	Rec'd Hose Size	Avg. Air Consumption
3/4" Through-Hole	470 ft-lbs	5-13/16"	16-3/8"	23.3 lbs	3/8"	1/2"	17.7 cfm



NAW-32LA

1" Angle Outside Trigger

Features a through-hole anvil. This right angle impact performs with a gear assembly designed to bear heavy pounding. Used anywhere a straight type impact won't reach. Offers the ultimate in power for challenging nutrunning jobs in hard-to-reach areas with minimum clearance. Uses brass end plates for longer wear.

Drive	Max Torque	Angle Height	Length	Weight	Air Inlet Thread	Rec'd Hose Size	Avg. Air Consumption
1" Through-Hole	925 ft-lbs	7-1/2"	19-1/16"	39.6 lbs	1/2"	1/2"	30 cfm



NWH-500

Extra Heavy-Duty Impact Wrench

Features a through-hole anvil. Ideal for extra heavy nutrunning jobs performed by slow and laborious hand wrench methods. Eliminates costly sledging, battering and burning of frozen nuts. Indispensable for production and maintenance jobs in shipyards, steel mills and heavy machinery manufacturing plants. Uses brass end plates for longer wear.

Square Drive	Max Torque	Free Speed	Length	Weight	Air Inlet Thread	Rec'd Hose Size	Avg. Air Consumption
1-1/2" Through-Hole	4425 ft-lbs	3500 rpm	22-5/16"	63.8 lbs	1"	3/4"	43 cfm



NPW-550APTS-T00



NPW-1600APTS-000


NPK's "Pulsus" oil pulse mechanism tools feature a dual chambered air motor that needs no lubrication and provides low vibration, low noise, and high durability. These lightweight, compact tools offer high performance and highly accurate tightening torque with easy torque adjustment. Other features include an ergonomic grip and a quick reverse that can be positioned on either side of the tool for either right or left-handed operation.

Pulsus Wrench Specifications

Model	Drive	Torque Range	Free Speed	Length	Weight	Air Inlet Thread	Rec'd Hose Size	Avg. Air Consumption
NPW-450APTS-000	3/8" Pin-Type	18-31 ft.-lbs	6500 rpm	6-1/16"	2.0 lbs	1/4"	3/8"	10.6 cfm
NPW-550APTS-000	3/8" Pin-Type	20-38 ft.-lbs	6500 rpm	6-1/4"	2.2 lbs	1/4"	3/8"	12.4 cfm
NPW-650APTS-000	3/8" Pin-Type	32-47 ft.-lbs	5500 rpm	6-3/4"	2.3 lbs	1/4"	3/8"	15.9 cfm
NPW-800BPTS-000	3/8" Pin-Type	47-69 ft.-lbs	5300 rpm	7"	3.2 lbs	1/4"	3/8"	17.7 cfm
NPW-1000APTS-000	1/2" Pin-Type	52-81 ft.-lbs	5300 rpm	7-9/16"	4.2 lbs	1/4"	3/8"	19.4 cfm
NPW-1200APTS-000	1/2" Pin-Type	66-101 ft.-lbs	4200 rpm	7-11/16"	5.1 lbs	1/4"	3/8"	21.2 cfm
NPW-1400APTS-000	1/2" Pin-Type	87-123 ft.-lbs	3500 rpm	8-9/16"	6.2 lbs	1/4"	3/8"	28.3 cfm
NPW-1600APTS-000	3/4" Pin-Type	95-155 ft.-lbs	3000 rpm	9-7/16"	7.9 lbs	1/4"	3/8"	31.8 cfm

Automatic Shut-Off Pulsus Wrench Specifications

Model	Drive	Torque Range	Free Speed	Length	Weight	Air Inlet Thread	Rec'd Hose Size	Avg. Air Consumption
NPW-450APTS-T00	3/8" Pin-Type	15-21 ft.-lbs	6000 rpm	7-1/2"	2.9 lbs	1/4"	3/8"	12 cfm
NPW-550APTS-T00	3/8" Pin-Type	19-29 ft.-lbs	6000 rpm	7-1/2"	2.9 lbs	1/4"	3/8"	12 cfm
NPW-650APTS-T00	3/8" Pin-Type	29-40 ft.-lbs	5800 rpm	8-1/8"	3.3 lbs	1/4"	3/8"	16 cfm
NPW-800BPTS-T00	3/8" Pin-Type	42-55 ft.-lbs	5500 rpm	8-3/8"	3.7 lbs	1/4"	3/8"	18 cfm



SD-4

Adjustable Clutch Screwdriver

Industrial screwdriver features a push-to-start mechanism for greater operator control. Adjustable torque control is easily changed by tightening or loosening control spring. Lightweight for industrial applications.

Bit Capacity	Torque Range	Free Speed	Length	Weight	Air Inlet Thread	Rec'd Hose Size	Avg. Air Consumption
3/16"	9-30 in-lbs	2000 rpm	8-3/4"	1.3 lbs	1/8"	3/8"	7.1 cfm



ND-5LPX

1/4" Reversible Screwdriver

Heavy-duty, high speed, high torque impact driver features a rotatable handle exhaust and easy to operate button throttle. Also features a 1/4" slip chuck bit holder for rapid bit change.

Bit Capacity	Torque Range	Free Speed	Length	Weight	Air Inlet Thread	Rec'd Hose Size	Avg. Air Consumption
1/4"	160-200 in-lbs	12,000 rpm	6-1/2"	1.4 lbs	1/4"	3/8"	5.3 cfm



ND-6HSX

1/4" Impact Type Screwdriver

Heavy-duty, high speed, high torque impact driver features a rotatable rear exhaust, straight handle and easy to operate lever throttle. Also features a 1/4" slip chuck bit holder for rapid bit change.

Bit Capacity	Torque Range	Free Speed	Length	Weight	Air Inlet Thread	Rec'd Hose Size	Avg. Air Consumption
1/4"	215-575 in-lbs	9000 rpm	8-3/4"	2.1 lbs	1/4"	3/8"	8.8 cfm



ND-6SDY

1/4" Reversible Screwdriver

Heavy-duty straight impact driver for production fastening applications. Features a built-in power regulator and 1/4" slip chuck bit holder.

Bit Capacity	Torque Range	Free Speed	Length	Weight	Air Inlet Thread	Rec'd Hose Size	Avg. Air Consumption
1/4"	159-442 in-lbs	6000 rpm	7-13/16"	2.6 lbs	1/4"	3/8"	5.3 cfm



NRD-6PBT

1/4" Non-Reversible Heavy-Duty Drill

Ideal for aircraft and sheet metal repair. Lightweight industrial drill with a teasing throttle for starting holes. Exhausts through the handle to avoid blowing debris. Equipped with Jacobs 1B-3/8 medium-duty chuck.

Chuck Capacity	Free Speed	Spindle Thread	Length	Weight	Air Inlet Thread	Rec'd Hose Size	Avg. Air Consumption
1/4"	2400 rpm	3/8"-24	5-7/8"	1.8 lbs	1/4"	3/8"	17.7 cfm



NRD-6SAT

1/4" Non-Reversible Straight Drill

Compact, lightweight drill fits the palm of the hand. Features a lever throttle for safe, easy start up. Ideal for hard-to-reach drilling areas. Planetary gearing provides sufficient torque for light reaming applications. Equipped with Jacobs 1B-3/8 medium-duty chuck.

Chuck Capacity	Free Speed	Spindle Thread	Length	Weight	Air Inlet Thread	Rec'd Hose Size	Avg. Air Consumption
1/4"	2800 rpm	3/8"-24	6-9/16"	1.8 lbs	1/4"	3/8"	17.7 cfm



NRD-10PT

3/8" Non-Reversible Heavy-Duty Drill

Production drill designed for use on assembly and maintenance applications. Bronze end plates ensure long life and durability. Power-to-weight ratio exceeds similar models. Equipped with Jacobs 41BA-3/8 industrial-duty chuck.

Chuck Capacity	Free Speed	Spindle Thread	Length	Weight	Air Inlet Thread	Rec'd Hose Size	Avg. Air Consumption
3/8"	2000 rpm	3/8"-24	6-1/8"	2.4 lbs	1/4"	3/8"	19.4 cfm



NRD-12PA

1/2" Non-Reversible Heavy-Duty Drills

Heavy-duty drill built to take the punishment of continuous production use. Rugged design assures the best possible drilling performance. Smooth operation allows for accurate drilling, reaming and tapping. Adjustable handle included. NRD-12PA equipped with Jacobs 34-06 heavy-duty chuck. NRD-12PAT equipped with Jacobs 33BA-1/2 heavy-duty chuck.

Model	Chuck Capacity	Free Speed	Spindle	Length	Weight	Air Inlet Thread	Rec'd Hose Size	Avg. Air Consumption
NRD-12PA	1/2"	1500 rpm	6JT	7-3/8"	5.7 lbs	1/4"	3/8"	23 cfm
NRD-12PAT	1/2"	1500 rpm	1/2"-20	7-3/8"	5.7 lbs	1/4"	3/8"	23 cfm

Step 1. Select Motor No.

Motor	Free Speed	Capacity	
		Drilling	Reaming/ Tapping
NRD-14R NRD-14RU†	1100 rpm	9/16"	3/8"
NRD-16R NRD-16RU†	900 rpm	5/8"	1/2"
NRD-19R NRD-19RU†	750 rpm	3/4"	5/8"
NRD-22R NRD-22RU†	600 rpm	7/8"	3/4"

†Underwater Motor

Step 2. Select Spindle Option

5C	6C	7C
1M	2M	W

Option Code	Ordering Exceptions
#1 Morse Taper	NRD-14 Series only (Standard: do not specify)
2M	NRD-16 thru NRD-22 (Standard: do not specify)
5C	NRD-14 Series thru NRD-22 Series
6C or 7C	NRD-19 and NRD-22 Series only
W	Includes Breast Plate (Step 4)

Step 3. Select Throttle Option

LW	SCT

Step 4. Select Rear Feed Option

	B

Option Code	Ordering Exceptions
Feed Screw	Standard: do not specify
B	Included with Option W (Step 2)



NRD-19RWSCT

Heavy-Duty Reversible Drills

Ideal for production work, boasting smooth operation for accurate drilling, reaming, tapping and wood boring. Possesses the lugging power to maintain speed when under load. Powerful and efficient for use in railroad shops, shipyards, tool rooms and all types of construction work. Features ball bearing support for long life. Includes dead handle. Equipped with 1/2" air inlet thread requiring avg. air consumption of 39 cfm. Recommended hose size of 1/2".

- Built-in lubricator
- 2 hp motor, 2-3/8" feed length

Example for Ordering

MOTOR NO.	SPINDLE FEED OPTION	THROTTLE OPTION	REAR FEED OPTION	MODEL NO. FOR ORDERING
NRD-19R Step 1	W Step 2	SCT Step 3	** Step 4	NRD-19RWSCT

Step 1. Select Motor No.

Motor	Free Speed	Capacity	
		Drilling	Reaming/ Tapping
NRD-23R NRD-23RU*	500 rpm	15/16"	3/4"
NRD-25R NRD-25RU*	400 rpm	1"	7/8"
NRD-28R NRD-28RU*	350 rpm	1-1/8"	7/8"
NRD-32LR NRD-32LRU*	270 rpm	1-1/4"	1"

*Underwater Motor



NRD-23RSCT

Heavy-Duty Reversible Drills

Heavy-duty reversible drills are preferred for production work as they have absolutely smooth operation for accurate drilling, reaming, tapping and nutrunning. They possess the lugging power to keep their speed when under load. Their power and efficiency make them ideal tools for use in railroad shops, shipyards, tool rooms and all types of construction work. Features ball bearing support for long life. Includes dead handle. Equipped with 3/8" (safety lever throttle) or 1/2" (self-closing roll throttle) air inlet thread requiring avg. air consumption of 50 cfm. Recommended hose size of 1/2".

- Built-in lubricator
- Spindle protection nut (2M and 3M spindles only)
- 3 hp, 4" feed length

Example for Ordering


MOTOR NO.		SPINDLE FEED OPTION		THROTTLE OPTION		REAR FEED OPTION		MODEL NO. FOR ORDERING
NRD-23R Step 1	+	* Step 2	+	SCT Step 3	+	** Step 4	=	NRD-23RWSCT

Step 2. Select Spindle Option



Option Code	Ordering Exceptions
2M	NRD-23 Series (Standard: do not specify)
3M	NRD-25 thru NRD-32 (Standard: do not specify)
W	Includes Breast Plate (Step 4)

Step 3. Select Throttle Option



Step 4. Select Rear Feed Option



Option Code	Ordering Exceptions
Feed Screw	Standard: do not specify
B	Included with Option W (Step 2)

Morse Taper Arbors



Model	Morse Taper	Drive
A0261	2MT	3/8"-24 Threaded
A0264	2MT	1/2"-20 Threaded
A0268	2MT	5/8"-16 Threaded
R33W-151-0.50	2MT	Wood Boring Chuck
R33SW-151A-0.50	3MT	Wood Boring Chuck
2MTX12SQ	2MT	1/2" Square
3MTX12SQ	3MT	1/2" Square
3MTX34SQ	3MT	3/4" Square
33SH-214	3MT	3/4" Square
3MTX1SQ	3MT	1" Square
4MTX1SQ	4MT	1" Square
5MTX1SQ	5MT	1" Square



MP-222 Accessories




Other Manufacturer Accessories



Jacobs® Arbors

Morse taper to Jacobs® taper arbors can be used to adapt any Morse taper drill to accept Jacobs® chucks. These adapters improve drill operation and make drill bit changes quicker.



Jacobs® Taper	#1 Morse Taper Model	#2 Morse Taper Model	#3 Morse Taper Model	#4 Morse Taper Model	#5 Morse Taper Model
1JT	A0101	A0201	A0301	—	—
2JT	A0102	A0202	A0302	A0402	—
3JT	—	A0203	A0303	A0403	A0503
4JT	—	A0204	A0304	A0404	A0504
5JT	—	—	A0305	A0405	A0505
6JT	A0106	A0206	A0306	A0406	—
33JT	A0133	A0233	A0333	A0433	—



RG-383-20 - Front Exhaust

Die Grinder

Features close tolerance-machined aluminum motor housing and extremely durable motor components for extended use in industrial applications. Ideal for the precise, delicate finishing required in handling small points and burrs.

Collet Size	Free Speed	Maximum HP	Length	Weight	Air Inlet Thread	Rec'd Hose Size	Avg. Air Consumption
1/4"	22,000 rpm	0.5	7"	1.3 lbs	1/4"	3/8"	17.7 cfm



NHG-65DLW



NHG-65D
Roll Throttle

Straight Wheel Grinders - Side Exhaust

Ideal for boiler tube applications and grinding or deburring deep, intricate castings. Light, aluminum housing and safety throttle allows for safe, maneuverable grinding. Removes metal fast. NHG-65D Series equipped with wheel guard. Wheel not included.

Model	Throttle Style	Wheel Capacity	Spindle Thread	Free Speed	Max HP	Length	Weight	Air Inlet Thread	Rec'd Hose Size	Avg. Air Consumption
NHG-65D	Safety Roll	2-1/2" x 1/2" x 3/8"	3/8"-16	14,600 rpm	1	12-3/16"	2.9 lbs	1/4"	3/8"	19.4 cfm
NHG-65DLW	Safety Lever	2-1/2" x 1/2" x 3/8"	3/8"-16	14,600 rpm	1	13-5/16"	2.9 lbs	1/4"	3/8"	19.4 cfm
NHG-65LD	Safety Roll	2-1/2" x 1/2" x 3/8"	3/8"-16	14,600 rpm	1	20-1/16"	3.5 lbs	1/4"	3/8"	19.4 cfm
NHG-65DLW	Safety Lever	2-1/2" x 1/2" x 3/8"	3/8"-16	14,600 rpm	1	21-3/16"	3.5 lbs	1/4"	3/8"	19.4 cfm



NHG-65LKLWA-20



NHG-65LKA-20
Roll Throttle

Straight Collet Grinders - Side Exhaust

Lightweight aluminum grinder with narrow housing allows operator access to difficult areas. Ideal for one-hand operation. Integrated safety throttle mechanism ensures operator safety. Not equipped with wheel guard. 6mm collet grinders also available.

Model	Collet Size	Free Speed	Spindle Thread	Maximum HP	Length	Weight	Air Inlet Thread	Rec'd Hose Size	Avg. Air Consumption
NHG-65LKLWA-20	1/4"	19,000 rpm	3/8"-16	1	21-1/4"	3.5 lbs	1/4"	3/8"	19.4 cfm
NHG-65LKA-20	1/4"	19,000 rpm	3/8"-16	1	20-1/8"	3.5 lbs	1/4"	3/8"	19.4 cfm



NHG-100ALW



NHG-100A
Roll Throttle

4" Straight Grinders - Side Exhaust

High speed straight grinder designed for continuous duty production work in grinding, wire brushing and polishing. Powerful, with a quick acting throttle to provide balanced, easy handling for efficient metal removal. For all industrial applications in foundries and shipyards.

Model	Wheel Capacity	Spindle Thread	Free Speed	Maximum HP	Motor Housing Outer Diameter	Length	Weight	Air Inlet Thread	Rec'd Hose Size	Avg. Air Consumption
NHG-100A	4" x 3/4" x 1/2"	1/2"-13	9500 rpm	1	2-1/2"	14-5/16"	5.1 lbs	3/8"	1/2"	23 cfm
NHG-100ALW	4" x 3/4" x 1/2"	1/2"-13	9500 rpm	1	2-1/2"	16-3/16"	5.1 lbs	3/8"	1/2"	23 cfm



NHG-125LW



NHG-125
Roll Throttle

5" Straight Grinders - Side Exhaust

High speed straight grinder designed for continuous duty production work in grinding, wire brushing and polishing. Powerful, with a quick acting throttle to provide balanced, easy handling for efficient metal removal. For all industrial applications in foundries and shipyards.

Model	Wheel Capacity	Spindle Thread	Free Speed	Maximum HP	Motor Housing Outer Diameter	Length	Weight	Air Inlet Thread	Rec'd Hose Size	Avg. Air Consumption
NHG-125	5" x 3/4"	1/2"-12	7500 rpm	1.4	3-1/2"	15-15/16"	7 lbs	3/8"	1/2"	32 cfm
NHG-125LW	5" x 3/4"	1/2"-13	7500 rpm	1.4	3-1/2"	17-13/16"	7 lbs	3/8"	1/2"	32 cfm




NHG-150LW

6" Straight Grinders - Side Exhaust

Powerful grinders for use with resinoid wheels. Designed to be lightweight for easier handling, and powerful for the heaviest work. Speed regulator provides constant speed according to wheel diameter. Perfect for all industrial applications.



NHG-150
Roll Throttle



NHG-150D
D-Handle

Model	Wheel Capacity	Spindle Thread	Free Speed	Maximum HP	Motor Housing Outer Diameter	Length	Weight	Air Inlet Thread	Rec'd Hose Size	Avg. Air Consumption
NHG-150	6" x 1"	5/8"-11	6200 rpm	2	3-1/4"	17-3/16"	10.1 lbs	3/8"	1/2"	39 cfm
NHG-150LW	6" x 1"	5/8"-11	6200 rpm	2	3-1/4"	19-1/8"	10.1 lbs	3/8"	1/2"	39 cfm
NHG-150D	6" x 1"	5/8"-11	6200 rpm	2	3-1/4"	22"	13.6 lbs	1/2"	1/2"	39 cfm

Angle Grinders - Side Exhaust

Small, compact design allows operator to cut and/or grind in the tightest corners and most confined spaces. High rpm is ideal for diamond abrasives.



Model	Wheel Capacity	Arbor	Free Speed	Maximum HP	Length	Weight	Air Inlet Thread	Rec'd Hose Size	Avg. Air Consumption
NGE-050	2" Type 1, Type 27	3/8"	15,000 rpm	0.55	6-1/4"	1.55 lbs	1/4"	3/8"	17 cfm
NGE-050LW	2" Type 1, Type 27	3/8"	15,000 rpm	0.55	6-1/4"	1.55 lbs	1/4"	3/8"	17 cfm

Angle Grinders - Side Exhaust

Small, rugged, versatile angle grinder will do a multitude of jobs with minimal operator fatigue. Heavy enough to remain stable, yet light enough to be maneuvered easily around complex shapes. Wheel not included.



Model	Wheel Capacity	Spindle	Free Speed	Maximum HP	Length	Weight	Air Inlet Thread	Rec'd Hose Size	Avg. Air Consumption
NAG-1FLW	4" Type 27	3/8"-24	12,700 rpm	1.2	9-1/8"	3.5 lbs	1/4"	3/8"	24 cfm
NAG-1FLW-05	5" Type 27	3/8"-24	12,000 rpm	1.2	9-1/8"	3.65 lbs	1/4"	3/8"	24 cfm

Angle Grinders - Rear Exhaust

Features rear exhaust and ability to change abrasive in seconds. No more fumbling with multiple wrenches. Simply depress the spindle locking mechanism on top of the housing and remove the abrasive product. Features a left or right-hand dead handle, 2-step safety lever throttle, and a composite plastic handle. Equipped with dead handle. Wheel not included.



Model	Capacity	Spindle	Free Speed	Maximum HP	Height	Length	Weight	Air Inlet Thread	Rec'd Hose Size	Avg. Air Consumption
NAG-11A-U5	5" Type 27 Wheel	5/8"-11	12,000 rpm	1.2	4-3/8"	9-7/8"	4.5 lbs	3/8"	1/2"	28 cfm
NAG-11A-C4	1" Carbide Burr, 2" Wheel	ER11-1/4" Collet	12,000 rpm	1.2	3-1/8"	9-7/8"	2.9 lbs	3/8"	1/2"	28 cfm



7" Angle Grinders - Side Exhaust

Heavy-duty grinder designed for continuous service. Two-step safety lever throttle allows operator to run full speed for metal removal or throttle down for delicate blending work.

Model	Wheel Capacity	Spindle	Free Speed	Maximum HP	Height	Length	Weight	Air Inlet Thread	Rec'd Hose Size	Avg. Air Consumption
NAG-70A	7" Type 27	5/8"-11	7600 rpm	1.3	4-3/16"	10-1/4"	6.8 lbs	3/8"	1/2"	42.4 cfm
NAG-70ALWSS	7" Type 27	5/8"-11	7600 rpm	1.3	4-3/16"	11-1/8"	6.8 lbs	3/8"	1/2"	42.4 cfm



Angle Grinders - Side Exhaust

Powerful heavy-duty grinder designed to withstand the continuous service encountered in plants. Lever type throttle allows operator to throttle down for delicate work or run full speed for maximum metal removal. Equipped with a lever throttle. Available with wire brush. Wheel not included.

Model	Wheel Capacity	Spindle	Free Speed	Maximum HP	Height	Length	Weight	Air Inlet Thread	Rec'd Hose Size	Avg. Air Consumption
NAG-2ELW	7" Type 27	5/8"-11	7600 rpm	1.8	5-7/16"	12-5/8"	9 lbs	3/8"	1/2"	42.4 cfm
NAG-230ELW-MP	9" Type 27	5/8"-11	5500 rpm	1.8	5-5/16"	12-5/8"	9.5 lbs	3/8"	1/2"	42.4 cfm



NAG-2ELW-WATER

NPK NAG Series - Side Exhaust

7" & 9" Water Feed Grinders

Rugged, powerful, heavy-duty tool for steady production stone grinding. Maintains cutting speed under load. Removes material fast with less operator effort. Equipped with dead handle, guard and 6 ft hose with standard water faucet connector.

Model	Wheel Capacity	Spindle	Free Speed	Maximum HP	Height	Length	Weight	Air Inlet Thread	Rec'd Hose Size	Avg. Air Consumption
NAG-2ELW-WATER	7" Type 27	5/8"-11	7600 rpm	1.8	6-1/8"	12-5/8"	10 lbs	3/8"	1/2"	42.4 cfm
NAG-230ELW-WATER	9" Type 27	5/8"-11	5500 rpm	1.8	6-1/16"	12-5/8"	10.5 lbs	3/8"	1/2"	42.4 cfm



DAC-11

Rotary Cutter - Front Exhaust

Features front exhaust. Ideal for automotive repair, sheet metal and fiberglass industries. Features diamond tipped cutting blade. Great for panel sawing and trimming. Adjustable cutting depth allows for maximum versatility. Extra diamond blades available.

Blade Diameter	Depth of Cut	Free Speed	Maximum HP	Height	Length	Weight	Air Inlet Thread	Rec'd Hose Size	Avg. Air Consumption
2-1/8"	3/8"	13,000 rpm	1	2-1/4"	11-3/4"	3.7 lbs	1/4"	1/4"	16 cfm



80-4HD

4" Fiberglass Trimmer - Side Exhaust

Compact, precision saw for the glass-reinforced plastic industry. Fast, powerful cutting with effective dust extraction. Exhaust air is directed away from the operator.

Blade Diameter	Depth of Cut	Free Speed	Maximum HP	Height	Length	Weight	Air Inlet Thread	Rec'd Hose Size	Avg. Air Consumption
4"	29/32"	12,700 rpm	1.2	3-1/4"	11"	4.5 lbs	1/4"	3/8"	24 cfm



80-5HD

5" Heavy-Duty Fiberglass Trimmer - Side Exhaust

Ideal saw for the glass-reinforced plastic industry. Dust extraction cowl directs exhaust away from the operator.

Blade Diameter	Depth of Cut	Free Speed	Maximum HP	Height	Length	Weight	Air Inlet Thread	Rec'd Hose Size	Avg. Air Consumption
5"	1-13/32"	12,700 rpm	1.2	3-1/4"	11-1/2"	5 lbs	1/4"	3/8"	24 cfm



80-7HD15

7" Heavy-Duty Fiberglass Trimmer - Side Exhaust

Heavy-duty trimmer designed for the glass-reinforced plastic industry. Powerful 1.3 HP motor allows for fast precision cutting. Dust extraction cowl directs exhaust away from the operator.

Blade Diameter	Depth of Cut	Free Speed	Maximum HP	Height	Length	Weight	Air Inlet Thread	Rec'd Hose Size	Avg. Air Consumption
7"	2"	7600 rpm	1.3	5-7/16"	13-3/4"	11.75 lbs	3/8"	1/2"	42.4 cfm



NSG-100

High-Speed Sander - Front Exhaust

Industrial quality compact, perfectly balanced sanders for fine detail applications. Ideal for foundry, casting finishing, paint preparation and high quality body and fender shops.

Capacity	Free Speed	Length	Weight	Air Inlet Thread	Rec'd Hose Size	Avg. Air Consumption
4" Disk	13,000 rpm	6-3/16"	2 lbs	1/4"	1/4"	14.1 cfm



NRV-70

Concrete Vibrators

Powerful, high-frequency vibrators for compaction of concrete to produce dense concrete. Ideal for pours of low slump concrete in walls, columns and close quarters. Rugged, efficient, and easily maneuvered. All vibrators are equipped with 8 ft exhaust hose.

Model	Vibrating Force	Vibrations Per Minute	Head Diameter	Head Length	Head Weight	Air Inlet Thread	Rec'd Hose Size	Avg. Air Consumption
NRV-11	66 kg-F	15,000	1-1/2"	12-7/32"	9.9 lbs	3/8"	3/8"	25 cfm
NRV-30	263 kg-F	15,000	2-1/4"	15-5/32"	16.3 lbs	3/8"	3/8"	35 cfm
NRV-70	658 kg-F	11,500	3"	15-3/4"	25.3 lbs	3/8"	3/8"	45 cfm



JAC-3

Vacuum

Efficient tool for cleaning of dust, metal chips, water and other debris. Ideal for woodworking, metal fabrication and machine shops.

- Compact and lightweight
- Tremendous vacuuming power
- Swivel handle
- No moving parts to wear out
- Built-in suspension bail
- Lock-off throttle lever



Vacuum Force	Rec'd Vacuum Hose	Length	Weight	Air Inlet Thread	Rec'd Hose Size	Avg. Air Consumption
78.74 in H ₂ O	1-1/4"	9-1/16"	1.7 lb	1/4"	3/8"	28.3 cfm

*JAC-3 Vacuum comes with Bag, Exhaust & 2 Different Nozzles



NRT-8P - Handle Exhaust

Reversible Tapper

Industrial model. Double trigger tapper with 2-step quick reverse throttle makes tapping work speedy, leaving a fine finish. Equipped with Jacobs 2-01 medium-duty chuck. Model NRT-8P-JTC with Jacobs Tap Chuck 42-01 available. Tap not included.

Chuck Capacity	Free Speed	Spindle Thread	Length	Weight	Air Inlet Thread	Rec'd Hose Size	Avg. Air Consumption
5/16"	1700 rpm	#1 Jacobs Taper	7-1/8"	2.6 lbs	1/4"	3/8"	19.4 cfm

Jacobs® Tap Chucks

Full range of tap chucks for tapping machines and portable tappers.

- Designed for use with Rubber-Flex® collets
- Positive-drive chuck jaws for superior performance
- Simple quarter-turn of chuck screw to disengage back jaws



Tap Chuck Specifications

Model No.	Tap Capacity	Mount Style	Overall Length	Maximum Diameter	Round Shank Capacity		Available Rubber-Flex® Collets †	Weight
					Minimum	Maximum		
41-01	# 0-1/4"	1JT*	2.00"	0.84"	0.09"	0.25"	J116, J117	2 oz
42-01	#10-5/16"	1JT*	2.50"	1.06"	0.09"	0.38"	J420, J421, J422, J423	6 oz
42-02	#10-5/16"	2 short JT*	2.50"					5 oz
42-24	#10-5/16"	0.3675 Dia.	2.50"					6 oz
42-J8	#0-1/4"	0.375 Sq. Hole	2.31"					6 oz
44-02	5/16-5/8"	2JT*	3.12"	1.47"	0.11"	0.50"	J440, J441, J443	12 oz
44-06	5/16-5/8"	6JT*						
44-J9	#10-1/2"	0.500 Sq. Hole						

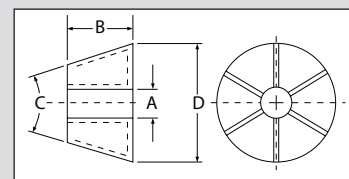
* Jacobs® Taper

† Rubber-Flex® Collets are not included. Must be ordered separately.

Jacobs® Rubber-Flex® Collets

Outperform conventional split-steel collets in gripping power, accuracy and durability.

- Durable one-piece construction
- Precision ground steel jaw inserts ensure maximum grip
- Seals collets and machine spindles to protect from abrasive particles



Rubber-Flex® Collet Specifications

Model No.	Capacity Range (A)		Contact Length (B)	Cone Angle (C)	Outside Dia. (D)	Number of Inserts
	Min.	Max.				
J116 J117	0.094" 0.177"	0.177" 0.256"	0.468"	26°	0.590"	6 8
J420 J421 J422 J423	0.176" 0.139" 0.253" 0.090"	0.320" 0.257" 0.383" 0.180"	0.500"	40°	0.941" 0.941" 0.941" 0.860"	6 6 6 4
J440 J441 J443	0.280" 0.176" 0.110"	0.500" 0.383" 0.280"	0.630" 0.630" 0.620"	45°	1.296" 1.296" 1.180"	6 6 4

Replacement Parts

Model No.	Nut	Rubber-Flex® Collet	Back Jaws	Nut Wrench	Body Wrench
41-01	N410	J116, J117	U400	K400N	K400B
42-01 42-02 42-J8 42-24	N421	J420, J421, J422, J423	U420	K420N	K420B K420B None K420B
44-02 44-06 44-J9	N441	J440, J441, J443	U440	K440N	K420N K420N None

Call Today to Order • 800-521-8104

15-21

Don't Forget Your Essential Air Tool Gear!

- High-Wear & Consumable Parts
- Air Tool Oil & In-Line Lubricators
- Air Hoses & Whip Hose Assemblies
- Portable FRL's & Moisture Separators
- Safety Lock Cables & Clips



Air Movers
(Page 17-5)



Portable FRL's
(Page 17-4)



Portable Moisture Separator
(Page 17-3)

Whip Hoses

1/2" Lubricator Whip Hose Assemblies

Model	Assembly Components			Air Flow @ 70 PSI
	Fitting to Tool	Hose	Lubricator	
MP-2HW-HDS	3/8" MPT	1/2" ID x 6 ft	0-R w/CP Fitting	30 cfm
MP-3HW-HDS	1/2" MPT			



MP-3HW-HDS

1/2" Black Hydraulic Whip Hose Assemblies (300 psi)

Model	Assembly Components		
	Integral Swivel Fitting	Hose	Lubricator
2HW-HYD-OLF	3/8" MPT	1/2" ID x 6 ft	OL-F CP Fitting
3HW-HYD-OLF	1/2" MPT		



2HW-HYD-OLF

Industrial Grade Air Hoses - with Fittings

- Maximum pressures 200/250/300 psi
- Heavy-duty double strand
- High tensile rayon cord
- Tough neoprene
- Oil resistant



Model	Hose ID	Hose OD	Length	Max. PSI	Fittings
AH-5	3/4"	1-5/32"	50 ft	300 psi	CP Fittings

Other sizes also available. All air hoses are industrial grade construction.

Safety Lock Cables

Helps prevent injury due to broken hose connections. Spring-powered loops provide a firm grip on the hose. Bleed air pressure from hose before removing safety lock cable.



SLC1

Model	Cable Description (Dia x L)	Fits Hose OD
SLC1	1/8" x 20"	1/2" to 1-1/4"
SLC2	1/4" x 38"	1-1/2" to 3"

Air Tool Oil


A specially formulated high grade lubricating oil for all piston and rotary-type air tools. Lubricates and rustproofs for longer tool life.

OIL-080 – 4 Ounce (12 per case)

OIL-085 – 1 Quart (5 per case)

OIL-014 – 1 Gallon (4 per case)





SAN-EI

San-Ei

AIR WINCHES

Built To Last Since 1936

Call Today to Order • 800-521-8104

San-Ei Air Winches

San-Ei has been manufacturing world-class air winches for more than 75 years. Michigan Pneumatic Tool has been the exclusive importer of San-Ei air winches to the Americas for more than 50 years. Experience the unprecedented quality of San-Ei air winches in your rental fleet. Capacity ranges from 1100 lbs to 22,000 lbs to suit your needs.

Options and features include: short or long drum, manual or automatic brake, pendant controls, drum guards, exhaust mufflers, filter/lubricator kits, support cages and MPT's training, support and service.

Model Identification

Prefix	Capacity	Motor	Drum	Control	Internal Disk Brake	Clutch	External Brake (MP-W series only)	Guard	Support Cage (MP-W series only)	Filter
MP-W or MP-AH	05, 0.5 t 10, 1.0 t 20, 2.0 t 30, 3.0 t 50, 5.0 t 100, 10.0 t 45, 11.0 t	3, DM3 220, DM220 36, DM36	S, Short Drum S1, Standard Drum (Standard Drum only available on MP-AH Series) L, Long Drum	A, Manual Control Throttle (MP-W Series only) Self-closing: shuts off automatically when released. P, Pendant Control Throttle	H, Internal Disk Brake ***, No Code	C, Clutch (Manual Brake Only) *, No Code	AB, Automatic Brake MB, Manual Brake	G, Guard **, No Code	F, Support Cage ****, No Code	S14590, Filter/Lubricator Kit *****, No Code

* Without Clutch
** Without Drum Guard
*** Single Drum Brake
**** Without Support Cage
***** Without Filter / Lubricator Kit


Specifications

Motor Series	Drum	Motor Output	Capacity	Line Speed at Capacity	Cable Capacity	Weight w/o Rope Manual Brake	Weight w/o Rope Auto Brake	Avg. Air Consumption
MP-W05AA3	Short	2.3 hp	1100 lbs	62 ft/min	5/16" x 145 ft 1/4" x 240 ft	97 lbs	104 lbs	71 cfm
MP-W10220	Short	9.6 hp	2200 lbs	121 ft/min	1/2" x 375 ft	566 lbs	588 lbs	191 cfm
	Long				1/2" x 750 ft	608 lbs	635 lbs	
MP-W20220	Short	9.6 hp	4400 lbs	62 ft/min	1/2" x 375 ft 7/16" x 475 ft	586 lbs	608 lbs	191 cfm
	Long				1/2" x 750 ft 7/16" x 950 ft	632 lbs	654 lbs	
MP-W3036	Short	16.0 hp	6600 lbs	62 ft/min	5/8" x 525 ft	1035 lbs	1066 lbs	318 cfm
	Long				5/8" x 1050 ft	1130 lbs	1161 lbs	
MP-W5036	Short	16.0 hp	11,000 lbs	36 ft/min	7/8" x 375 ft 3/4" x 500 ft	1670 lbs	1716 lbs	318 cfm
	Long				7/8" x 750 ft 3/4" x 1000 ft	1890 lbs	1923 lbs	
MP-AH45	Standard	23.0 hp	22,000 lbs	27 ft/min	1-1/4" x 853 ft	N/A	3375 lbs	600 cfm

Figures are shown with supplied air pressure at 90 psi. Capacities rated at half drum.

All San-Ei air winches feature a marine-grade paint specifically designed for use in seaport applications and other harsh environments. With threaded exhaust ports, you can also use the San-Ei air winches indoors and divert the exhaust to the exterior or away from hazardous materials or gases.


MP-W05AA3 Series



Short Drum, Manual Brake

Short Drum, Auto Brake

MP-W10220 Series




Short Drum, Manual Brake

Long Drum, Manual Brake

Short Drum, Auto Brake

Long Drum, Auto Brake

MP-W20220 Series



Short Drum, Manual Brake

Long Drum, Manual Brake


Short Drum, Auto Brake

Long Drum, Auto Brake

MP-W3036 Series



Short Drum, Manual Brake



Short Drum, Auto Brake



Long Drum, Manual Brake




Long Drum, Auto Brake


MP-W5036 Series




Short Drum, Manual Brake



Short Drum, Auto Brake



Long Drum, Manual Brake



Long Drum, Auto Brake

MP-AH45 Series






Drum Guards

Part	Drum	Fits Tool Model
E302-104G	Short	MP-W05 Series
E398-001G	Short	MP-W10220S Series MP-W20220S Series
E398-003G	Long	MP-W10220L Series MP-W20220L Series
E398-005G	Short	MP-W3036S Series
E398-007G	Long	MP-W3036L Series
E305-011G	Short	MP-W5036S Series
E305-013G	Long	MP-W5036L Series
E305-015G	Standard	MP-AH45-100-S1H Series

NOTICE: Do not lift air winches by guards.
Guards were designed to prevent entanglement.



MP-W20220SPAB
Air Winch w/Pendant



MP-W05AA3SACMBG
Air Winch w/Guard

Complete Model Reference

Model Description	Standard Model	Model w/ Pendant	Model w/ Guard	Model w/ Pendant & Guard
1100 lbs, Short Drum, Manual Brake 1100 lbs, Short Drum, Auto Brake	MP-W05AA3SACMB MP-W05AA3SAAB	— MP-W05AA3SPAB	MP-W05AA3SACMBG MP-W05AA3SAABG	— MP-W05AA3SPABG
2200 lbs, Short Drum, Manual Brake 2200 lbs, Short Drum, Auto Brake 2200 lbs, Long Drum, Manual Brake 2200 lbs, Long Drum, Auto Brake	MP-W10220SACMB MP-W10220SAAB MP-W10220LACMB MP-W10220LAAB	— MP-W10220SPAB — MP-W10220LPAB	MP-W10220SACMBG MP-W10220SAABG MP-W10220LACMBG MP-W10220LAABG	— MP-W10220SPABG — MP-W10220LPABG
4400 lbs, Short Drum, Manual Brake 4400 lbs, Short Drum, Auto Brake 4400 lbs, Long Drum, Manual Brake 4400 lbs, Long Drum, Auto Brake	MP-W20220SACMB MP-W20220SAAB MP-W20220LACMB MP-W20220LAAB	— MP-W20220SPAB — MP-W20220LPAB	MP-W20220SACMBG MP-W20220SAABG MP-W20220LACMBG MP-W20220LAABG	— MP-W20220SPABG — MP-W20220LPABG
6600 lbs, Short Drum, Manual Brake 6600 lbs, Short Drum, Auto Brake 6600 lbs, Long Drum, Manual Brake 6600 lbs, Long Drum, Auto Brake	MP-W3036SACMB MP-W3036SAAB MP-W3036LACMB MP-W3036LAAB	— MP-W3036SPAB — MP-W3036LPAB	MP-W3036SACMBG MP-W3036SAABG MP-W3036LACMBG MP-W3036LAABG	— MP-W3036SPABG — MP-W3036LPABG
11,000 lbs, Short Drum, Manual Brake 11,000 lbs, Short Drum, Auto Brake 11,000 lbs, Long Drum, Manual Brake 11,000 lbs, Long Drum, Auto Brake	MP-W5036SACMB MP-W5036SAAB MP-W5036LACMB MP-W5036LAAB	— MP-W5036SPAB — MP-W5036LPAB	MP-W5036SACMBG MP-W5036SAABG MP-W5036LACMBG MP-W5036LAABG	— MP-W5036SPABG — MP-W5036LPABG
22,000 lbs, Standard Drum, Auto Brake	MP-AH45-100-S1H	MP-AH45-100-S1PH	MP-AH45-100-S1HG	MP-AH45-100-S1PHG

Pendant / Remote Control Retro-fit Kits Available.

Exhaust Mufflers

Part	Size	Fits Tool Model
DM3-MFLRKIT	3/4" NPT	MP-W05 Series
DM220-MFLRKIT	1-1/2" NPT	MP-W10220 Series MP-W20220 Series
DM36-MFLRKIT	1-1/2" NPT	MP-W3036 Series MP-W5036 Series
DM45-MFLRKIT	2" NPT	MP-AH45 Series



DM3-MFLRKIT



DM220-MFLRKIT



DM45-MFLRKIT

Filter/Lubricator Kits

Part	Size	Fits Tool Model
S14590-3/4	3/4" NPT	MP-W05 Series
S14590-1	1" NPT	MP-W10220S Series MP-W10220L Series MP-W20220S Series MP-W20220L Series
S14590-1 1/4	1-1/4" NPT	MP-W3036S Series MP-W3036L Series MP-W5036S Series MP-W5036L Series
S14590-2	2" NPT	MP-AH45 Series



S14590-1



S14590-1 1/4



W05SSCMB



W20LSCAB



W50LSCAB

Support Cages

Part	Drum/Brake	Fits Tool Model
W05SSCMB	Short/Manual	MP-W05 Manual Brake Series
W05SSCAB	Short/Auto	MP-W05 Auto Brake Series
W20SSCMB	Short/Manual	MP-W10220S Manual Brake Series, MP-W20220S Manual Brake Series
W20SSCAB	Short/Auto	MP-W10220S Auto Brake Series, MP-W20220S Auto Brake Series
W20LSCMB	Long/Manual	MP-W10220L Manual Brake Series, MP-W20220L Manual Brake Series
W20LSCAB	Long/Auto	MP-W10220L Auto Brake Series, MP-W20220L Auto Brake Series
W30SSCMB	Short/Manual	MP-W3036S Manual Brake Series
W30SSCAB	Short/Auto	MP-W3036S Auto Brake Series
W30LSCMB	Long/Manual	MP-W3036L Manual Brake Series
W30LSCAB	Long/Auto	MP-W3036L Auto Brake Series
W50SSCMB	Short/Manual	MP-W5036S Manual Brake Series
W50SSCAB	Short/Auto	MP-W5036S Auto Brake Series
W50LSCMB	Long/Manual	MP-W5036L Manual Brake Series
W50LSCAB	Long/Auto	MP-W5036L Auto Brake Series
AH45SSCAB	Standard/Auto	MP-AH45-100-S1H Series



Call Today to Order • 800-521-8104



HiVis Manifolds

Eliminate clutter by running just one air hose to your worksite and connect up to eight pneumatic tools at once. Equipped with a gauge to monitor working pressure and a 200 psi pressure relief valve to prevent excess pressure build-up. Top and bottom brackets allow for easy stacking or mounting to skids or other surfaces. Connect or stack multiple manifolds to handle the busiest worksites.

Models featuring Safety Excess Flow Check Valves are HV-5G-4P-SCV and HV-15G-8P-SCV.



HV-5G-4P




HV-15G-8P



HV-5G-4P-SCV



HV-15G-8P-SCV



All Units are Stackable

Model	Number of 3/4" Outlets	Capacity	Working Pressure	Test Pressure	Inlet Size	Tank Diameter	Width w/Fittings	Height	Length	Weight
HV-5G-4P	4	5 gal	200 psi	300 psi	1"	10"	20"	14-1/2"	20"	36 lbs
HV-15G-8P	8	15 gal	200 psi	300 psi	2"	12"	22-1/2"	16-1/2"	44"	72 lbs
HV-5G-4P-SCV	4	5 gal	200 psi	300 psi	1"	10"	25-1/2"	14-1/2"	20"	40 lbs
HV-15G-8P-SCV	8	15 gal	200 psi	300 psi	2"	12"	28"	16-1/2"	44"	80 lbs



HV-S7F



HV-S7F-CARRIER

Moisture Separator - with Automatic Drain Wall Mount or Hand Carry

The HV-S7F moisture separator removes 100% of visible moisture from air lines. It is constructed of high strength steel and features an auto drain valve. Mounts vertically to any wall. The HV-S7F-CARRIER is available in a portable design that delivers clean air in the most confined and remote places. Minimal maintenance required.

Model	Diameter	Height	Weight	Working Pressure
HV-S7F	6"	9-1/2"	11 lbs	100 psi
HV-S7F-CARRIER	9-1/2"	15-1/2"	15.5 lbs	100 psi



HV-6-PAK

Ideal for rental, industrial, bridge work, construction, shipyards and demolition industries; anywhere you need to deliver air to multiple users. The 1-1/2" air inlet delivers air through up to six separate outlets with CP fittings. Each outlet has a manual shut-off valve and moisture separator with auto drain valve, increasing tool life. Rugged steel tubular design can be rolled to the jobsite and tabs allow the unit to be lifted and stacked.

Diameter	Height	Weight	Inlet Size
36"	18"	175 lbs	1-1/2"



HV-TWIN-PAK

The Twin-Pak allows two operators to run tools simultaneously from one air supply. Compact, portable and stackable. Designed to deliver dry, clean, lubricated air. Visible moisture is completely removed and automatically purged by the integrated HV-S7F moisture separator, virtually maintenance-free. The integrated 1LF filter/lubricator combo filters air down to 40 microns and has a 3.7 oz oiler. The excess-flow check valve will shut air off to both tools in the event of a severed air hose or loose hose connection for additional safety.

Height	Length	Depth	Weight
15"	29"	10"	32 lbs



HV-TWIN-PAK-H2Ox2

Air Distribution Manifold - with Water Attachment

The Twin-Pak with water attachment is the only product on the market to provide filtered air, oil, and water to the tool safely for silica dust suppression. Simply connect your air tool to your whip hose as usual, strap the water line alongside the whip hose and tool, then point the nozzle at the work surface and begin working.

Height	Length	Depth	Weight
15"	29"	10"	41.5 lbs



HV-FRL-SMLSTD-50

Portable Filter Regulator Lubricator Stand - with Whip Hose

Designed to deliver clean, consistent and lubricated air, extending tool life and productivity. The base and stand are constructed of powder-coated steel. The top handle provides the operator the ability to move the stand easily. SMLSTD models come equipped with 10' long, 1/2" dia. air hose and 1/2" series quick change coupler.



Included

- 54-5 1/2" Quick Change Plug
- 52-5 3/8" Quick Change Plug

Model	Dimensions	Bowls	Filter	Inlet Pressure	Outlet Pressure	Pressure Gauge	Porting	Flow	Weight
HV-FRL-SMLSTD-375	Steel Base: 9" x 14-1/2" x 17" height including handle	Polycarbonate Bowls w/ Steel Shatterguard	Internal Automatic Drain w/ 5-Micron-Rated Polyethylene Element	15 PSIG Min Pressure w/ 150 PSIG Max	Adjustable up to 125 PSIG	0 to 200 PSIG	3/8" NPT	105 cfm	21 lbs
HV-FRL-SMLSTD-50							1/2" NPT	135 cfm	22 lbs
HV-FRL-SMLSTD-75							3/4" NPT	165 cfm	25 lbs
HV-FRL-LGSTD-100	Steel Base: 10-1/4" x 17-1/4" x 23" height including handle						1" NPT	450 cfm	32 lbs
HV-FRL-LGSTD-125							1-1/4" NPT	625 cfm	33 lbs
HV-FRL-LGSTD-150							1-1/2" NPT	650 cfm	35 lbs
HV-FRL-LGSTD-200							2" NPT	825 cfm	40 lbs

Air "Fan" Movers

Features a heavy-duty, cast aluminum, four blade jet design that is versatile for a wide range of applications. Can be used either as a blower or an exhaustor, and is well-suited for the removal of hazardous fumes or contaminated air from applications such as welding or sand blasting in confined areas.

- Six turbulence-eliminating guide vanes
- Operates at lower RPMs while moving more air
- Heat treated to T6 aircraft aluminum specifications
- Stainless steel fan guard meets OSHA standards
- Use for general ventilation



HV-JF20



HV-JF24

Model	Depth	Outer Diameter	Max Pressure	Weight	Air Inlet Thread
HV-JF20	12"	24-1/2"	150 psi	96 lbs	3/4"
HV-JF24	12"	31-1/4"	150 psi	131 lbs	1"

*Ground wires with clamp included.



*VAM-GW

Also Available

JF20RK Repair Kit

HiVis Air Movers

HiVis venturi style air movers are used in many industrial and construction sites where there is a need to disperse hazardous fumes, move air into a confined space, cool individuals in elevated temperature conditions, or ventilate equipment and machinery with a blast of directed air. Common applications include shipyards, refineries, chemical plants, paper mills and manhole ventilation.

- No moving parts
- Minimal maintenance required
- Can be used as a blower or for exhaust
- Safe in hazardous areas
- Performance-tested
- Lightweight and portable



Model	Overall Length	Base Diameter	Top of Horn Diameter	Bolt Circle Diameter	Base Slot Diameter	Weight	Air Inlet Thread
HV-3AMS	16-3/4"	7-5/16"	6"	6-9/16"	3/8"	5.8 lbs	1/2"
HV-3AM	30-1/2"	7-5/16"	7"	6-9/16"	3/8"	8.5 lbs	1/2"
HV-6AM	44-1/4"	11-1/4"	12-1/2"	10-1/2"	7/16"	22.0 lbs	1"
HV-8AM	46"	14-3/8"	14-1/4"	13-5/8"	1/2"	38.0 lbs	1"
HV-10AM	48"	17"	15-3/4"	15-1/2"	1"	42.0 lbs	1"

*Ground wires with clamp included.

Inlet Pressure - Total Air Flow

Model	40 PSIG	60 PSIG	80 PSIG
HV-3AMS	815 cfm	863 cfm	1076 cfm
HV-3AM	1017 cfm	1135 cfm	1308 cfm
HV-6AM	2385 cfm	2560 cfm	3020 cfm
HV-8AM	3152 cfm	4215 cfm	4810 cfm
HV-10AM	4898 cfm	6182 cfm	7304 cfm

Inlet Pressure - Air Consumption

Model	40 PSIG	60 PSIG	80 PSIG
HV-3AMS	21 cfm	30 cfm	41 cfm
HV-3AM	21 cfm	31 cfm	41 cfm
HV-6AM	43 cfm	60 cfm	81 cfm
HV-8AM	78 cfm	108 cfm	142 cfm
HV-10AM	134 cfm	189 cfm	252 cfm

Call Today to Order • 800-521-8104

17-5



Steel Pipe Clamps

The HV-512029960 clamp ensures a 90° cut through pipes ranging from 4" to 12-3/4" in diameter when using industry standard reciprocating saws. The HV-512029960 pipe clamp can accommodate pipes up to 24" in diameter when using Part No. 512019030 extension chain.

Used for utilities, pipelines, heavy industry, refineries, chemical plants.

All HiVis clamps fit industry standard saws from these manufacturers: CS Unitec, Fein, Michigan Pneumatic, Widder

Models Available:

Large Pipe Clamps

HV-512029960 12-3/4" Capacity

Small Pipe Clamps

HV-512079910 6" Capacity




HV-512029960



HV-512079910





Air Tool Accessories

Call Today to Order • 800-521-8104



MP-2BAL



MP-4BAL

Tool Balancers

Applied ergonomics makes load weightless. Features reinforced hanging bracket with safety hook for ceiling mounting and extra holes for safety chain attachments.

Model	Tension Range	Cable Travel	Min. Hook to Hook Distance	Cable Material	Weight
MP-2BAL	0-2 lbs	5 ft	11-1/2"	Uncoated Material	1.2 lbs
MP-4BAL	2-4 lbs	5 ft	11-1/2"	Uncoated Material	1.25 lbs



MP-BD01



MP-BD03



BG20

Hubbell Balancers

Applied ergonomics makes load weightless. Features reinforced hanging bracket with safety hook for ceiling mounting and extra holes for safety chain attachments. Locking models available. Made in the USA.

Model	Tension Range	Cable Travel	Min. Hook to Hook Distance	Cable Material	Weight
MP-BD01	0.5-1.5 lbs	6 ft	9-1/2"	Coated Steel	1.3 lbs
MP-BD03	1.5-3 lbs				1.3 lbs
MP-BD05	3-5 lbs				1.5 lbs
MP-BG07	5-10 lbs	8 ft	13-7/8"	Coated Steel	6 lbs
MP-BG10	8-12 lbs				7 lbs
MP-BG15	10-15 lbs				8 lbs
MP-BG20	16-23 lbs				8 lbs



MP-SW-1

Low Range Balancer

Lightweight Steel Construction

Standard reel type spring balancer for light loads.

- Balance range 1.1-3.3 lbs
- 3/32" diameter steel cable

Tension Range	Cable Travel	Min. Hook to Hook Distance	Weight
1.1-3.3 lbs	3.9 ft	9-1/4"	1.1 lbs



BL05



BL08

Heavy-Duty Tool Balancers

Rugged, compact, precision-engineered tool balancers designed to improve productivity while reducing maintenance costs of small tools and operator fatigue. Smooth tension through the full cable length and adjustment knob for tension control ensures the safest, most reliable tool balancer. Keeps tools ready with no lifting and no wasted motion.

- Heavy-duty all steel construction
- Simple external tension adjustment
- Adjustable cable stop for convenient operation
- Ready for immediate installation with tool clip
- Automatic safety lock
- Self-contained main spring
- Steel cable with nylon sheath

Model	Tension Range	Cable Travel	Min. Hook to Hook Distance	Cable Material	Weight
MP-BL02	1.0-3.5 lbs	8 ft	10-1/4"	Nylon	2.75 lbs
MP-BL05	2.0-4.5 lbs		10-1/4"		2.75 lbs
MP-BL08	4.5-8.0 lbs		10-1/4"		3.0 lbs
MP-BL10	6.5-13.5 lbs		12-5/8"		3.0 lbs
MP-BL15	11.0-19.0 lbs		12-5/8"		3.5 lbs
MP-BL25	18.0-25.0 lbs		12-5/8"		3.5 lbs



Call Today to Order • 800-521-8104

18-3

MP-SW Series Zero Gravity Balancers

Features a tapered cable drum. Zero gravity balancers are designed to provide a consistent resistance when the operator pulls against the loaded balancer. Externally adjustable.



MP-SW-6.5

Medium-Duty Balancers

Tapered drum spring balancer for production use. The tapered drum minimizes tension build-up as the cable is extended. Ideal for small assembly operations.

- Cast aluminum construction
- Balance range 2.2-14.3 lbs
- 1/8" diameter steel cable
- 360° swivel hook

Model	Tension Range	Cable Travel	Min. Hook to Hook Distance	Weight
MP-SW-3	2.2-6.6 lbs	4.2 ft	11-3/8"	3.0 lbs
MP-SW-5	5.5-11.0 lbs			3.3 lbs
MP-SW-6.5	6.6-14.3 lbs			3.5 lbs



MP-SW-9

Heavy-Duty Balancers

Ideal for jobs up to 33 lbs where reel style balancers fail. The tapered drum minimizes tension build-up as the cable is extended.

- Cast aluminum construction
- Balance range 9.9-33 lbs
- 3/16" diameter steel cable
- 360° swivel hook

Model	Tension Range	Cable Travel	Min. Hook to Hook Distance	Weight
MP-SW-9	9.9-19.8 lbs	4.2 ft	13-1/4"	7.4 lbs
MP-SW-15	19.8-33.0 lbs			8.3 lbs



MP-SW-30

Heavy-Duty High Capacity Balancers

Designed for automobile assembly, meat packing and steel manufacturing plants. The tapered drum minimizes tension build-up as the cable is extended.

- Cast aluminum construction
- Balance range 33-154 lbs
- 7/32" diameter steel cable
- 360° swivel hook

Model	Tension Range	Cable Travel	Min. Hook to Hook Distance	Weight
MP-SW-22	33.0-48.4 lbs	4.9 ft	16-5/8"	15.9 lbs
MP-SW-30	48.4-66.0 lbs			16.7 lbs
MP-SW-40	66.0-88.0 lbs			21.5 lbs
MP-SW-50	88.0-110.0 lbs			22.8 lbs
MP-SW-60	110.0-132.0 lbs			25.5 lbs
MP-SW-70	132.0-154.0 lbs			25.9 lbs



Portable Lubricators

Model	Pipe Size	Air Flow	Weight	Length	Max O.D.	Oil Capacity
100250	1/4"	5-15 cfm	2.5 oz	2-1/2"	1"	5cc
300250	1/4"	8-20 cfm	3.5 oz	2-1/2"	1-1/4"	9cc
300375	3/8"	10-30 cfm				
400250	1/4"	8-20 cfm	5.0 oz	3-1/4"	1-5/8"	22cc
400375	3/8"	10-30 cfm				
400500	1/2"	25-65 cfm				



Air Tool Inlet Regulators

Ideal for restricting the air flow to tools not equipped with built-in regulators. Model 894 CP style regulator features brass construction and a spring loaded ratchet, which prevents unintentional setting changes.

- Easy to install, easy to use
- Provides precise regulation of air

894 – 1/4" NPT

5711 – 1/4" NPT

038-0.375 – 3/8" NPT

038-0.500 – 1/2" NPT



5712-F

1/4" Regulator with Pressure Gauge

Ideal for restricting air flow to tools with 1/4" pipe thread. Features a built-in pressure gauge for perfect control of power. Handy, sturdy design and easy to attach.



Regulator Pressure Gauges

- Quality air gauge designed for use with any air tool
- Metal case with glass lens



PG1 – 1/8" MPT, back mount, 0-160 psi, 1-1/2" dial

PG2 – 1/4" MPT, back mount, 0-200 psi, 2" dial

PG3 – 1/4" MPT, bottom mount, 0-160 psi, 2" dial

Other sizes and pressure ranges available

Air Line Pressure Gauges

- For constant reading of line pressure
- 1/4" male bottom connection
- Large indicator dial
- Chrome plated case

Model	Range	Dial Size
GB14100	0-100 psi	2"
GB14160	0-160 psi	
GB14200	0-200 psi	
GB14300	0-300 psi	
GB16160	0-160 psi	2-1/2"
GB16200	0-200 psi	
GB16300	0-300 psi	
GB17600	0-600 psi	3-1/2"



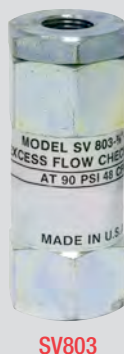
GB14300

Other sizes and pressure ranges available

Safety Excess Flow Check Valves

- OSHA approved
- Tamper-proof construction
- Allows full, unrestricted air flow
- Automatically shuts off air flow in case of sudden air line break, protecting personnel and property
- Automatic reset after line repair

Model	Inlet Size	Outlet Size
SV802	1/4" FPT	1/4" FPT
SV803	3/8" FPT	3/8" FPT
SV804	1/2" FPT	1/2" FPT
SV200F-85	2" FPT	2" FPT
SV806	3/4" MPT	3/4" FPT
SV808	1" MPT	1" FPT



SV803

Full Flow Brass Ball Valves

For control of air, water and oil in hoses or pipelines up to 400 psi. Features a brass valve body, brass stems, stainless steel ball and die cast aluminum handle with a vinyl sleeve. Equipped with female threaded ends and full port design.

Model	Pipe Size
21104	1/4"
21106	3/8"
21108	1/2"
21112	3/4"
21116	1"
21120	1-1/4"



21112

Call Today to Order • 800-521-8104

18-5

Miniature Assemblies - with Gauge

MPT miniature assemblies include a filter, regulator, lubricator and gauge. Ideal where space is at a premium, and a must for maximum protection of air operated equipment. Filters feature a 5 micron sintered plastic element.

F50-1 – 1/8" Filter

F50-2 – 1/4" Filter

R55-1 – 1/8" Regulator

R55-1G – 1/8" Regulator & Gauge

R55-2 – 1/4" Regulator

R55-2G – 1/4" Regulator & Gauge

L50-1 – 1/8" Lubricator

L50-2 – 1/4" Lubricator



FRL-55-2

Complete Assembly	Pipe Size	Capacity	Pressure
FRL-55-1	1/8"	1-1/2 oz	0-100 psi
FRL-55-2	1/4"		

Complete Assemblies - with Gauge

MPT trio assemblies include a filter, regulator, lubricator and gauge. An efficient, compact and permanent control assembly specially designed to provide maximum protection for air operated equipment, allowing tools to produce at peak operating efficiency. *High Capacity.



FRL-108W-4

Model	Pipe Size
FRL-108W-2	1/4"
FRL-108W-3	3/8"
FRL-108W-4	1/2"
FRL-180-6*	3/4"
FRL-180-8*	1"

Regulators

MPT regulators reduce high primary air pressure to a secondary air pressure of 0-200 psi. This simple, accurate pressure reduction device provides stable air pressure within a recommended range for maximum operating efficiency. Ideal for controlling the speed and power of air equipment. To order with gauge, please specify "G" after the part number. *High Capacity.

Model	Pipe Size
R100-2	1/4"
R100-3	3/8"
R100-4	1/2"
R100-6	3/4"
R180M-8*	1"



R100-4G

Lubricators

MPT lubricators automatically introduce an oil mist into the compressed air stream. Oil lubricates all precision working parts of air operated equipment, eliminating wear and allowing tools to produce at peak operating efficiency with minimal unscheduled downtime. Works with pipe scale, water and sludge in the bowl. L28W features external oil adjustment. *High Capacity.

Model	Pipe Size	Capacity
L28W-2	1/4"	8 oz
L28W-3	3/8"	8 oz
L28W-4	1/2"	8 oz
L100-6*	3/4"	16 oz
L100-8*	1"	16 oz



L100-8

Filters

MPT filters eliminate the dangers of corrosive damage to compressed air equipment by effectively removing pipeline impurities such as scale, dirt, rust and moisture from the air stream. Designed to prevent abrasive damage. Water is drained off through a petcock. Maximum working pressure 150 psi. Features a 5 micron sintered plastic element. *High Capacity.

Model	Pipe Size	Capacity
F100-2	1/4"	8 oz
F100-3	3/8"	8 oz
F100-4	1/2"	8 oz
F100-6*	3/4"	16 oz
F100-8*	1"	16 oz



F100-4

Filters - with Automatic Drain

MPT airline filters with automatic drain automatically discharge water and contaminants from a filter for maximum protection of air operated equipment. Eliminates filter overflow. Features a 5 micron sintered plastic element. Other sizes available up to 2".

Model	Pipe Size	Capacity
FD100-2	1/4"	8 oz
FD100-3	3/8"	8 oz
FD100-4	1/2"	8 oz
FD100-6*	3/4"	16 oz
FD100-8*	1"	16 oz



FD100-4



Industrial Grade Air Hoses - with Fittings

- Maximum pressures 200/250/300 psi
- Heavy-duty double strand
- High tensile rayon cord
- Tough neoprene
- Oil resistant



Model	Hose ID	Hose OD	Length	Max. PSI	Fittings
AH-1	1/4"	1/2"	25 ft	200 psi	1/4" MPT
AH-2	1/4"	1/2"	50 ft		
AH-3	3/8"	11/16"	25 ft		
AH-4	3/8"	11/16"	50 ft		
AH-44	1/2"	7/8"	25 ft	250 psi	1/2" MPT
AH-45	1/2"	7/8"	50 ft		1/2" MPT
AH-5	3/4"	1-5/32"	50 ft	300 psi	CP Fittings
AH-6	1"	1-7/16"	50 ft	200 psi	CP Fittings

Other sizes also available. All air hoses are industrial grade construction.

Air Inlet Hose Swivels

Model	Fitting to Tool	Hose Connection	Note
L-1-E	7/8"-24 thread	1/2" hose barb	Swivel Only
L-2	7/8"-24 thread	3/8" MPT	
L-4	7/8"-24 thread	3/8" FPT	
L-5	3/8" MPT	1/2" hose barb	
L-3-E	1/2" MPT	1/2" hose barb	
L-8	3/4" MPT	1/2" MPT	

Safety Lock Cables

Helps prevent injury due to broken hose connections. Spring-powered loops provide a firm grip on the hose. Bleed air pressure from hose before removing safety lock cable.



Model	Cable Description (Dia x L)	Fits Hose OD
SLC1	1/8" x 20"	1/2" to 1-1/4"
SLC2	1/4" x 38"	1-1/2" to 3"

Portable Air Line Lubricators

Designed to supply oil to air tools where it is not practical to use stationary lubricators. Can be installed as far away as 25 feet. Oil flows into the line each time the tool is started. An easy and inexpensive way to keep air tools operating at peak efficiency. Features adjustable oil flow, visible oil supply and rugged casting for use in severe conditions.



0-R



02000PR
Pressure Relief Cap



LRK
Repair Kit

Model	Oil Capacity	Pipe Size	Rec'd Air Flow @70PSI	Max. PSI	Length	Height	Weight
0-R	1.4 oz	1/2"	30 cfm	500	4-1/2"	2-1/4"	0.88 lbs
1-R	3.7 oz	3/4"	70 cfm	260	6"	2-3/4"	1.50 lbs
2-R	11.0 oz	3/4"	70 cfm	300	7"	3-1/2"	2.00 lbs
2A-R	11.0 oz	1"	70 cfm	300	7"	3-1/2"	2.00 lbs
3-R	16.0 oz	1"	150 cfm	250	10"	3-3/4"	4.25 lbs

Air Tool Oil

A specially formulated high grade lubricating oil for all piston and rotary-type air tools. Lubricates and rustproofs for longer tool life.

OIL-080 – 4 Ounce (12 per case)

OIL-085 – 1 Quart (5 per case)

OIL-014 – 1 Gallon (4 per case)



For use on all chipping hammers and rivet busters. Designed to eliminate hose kinking or twisting for greater operator efficiency.



Screened Inlet Bushings

Keeps rust and other air line debris from contaminating your tools. Manufactured from solid steel with screens pressed into the bushing.



Model	Description
1989	1/4" MPT x 1/4" FPT
1990	1/4" MPT x 3/8" FPT
1991	3/8" MPT x 1/4" FPT
1992	3/8" MPT x 3/8" FPT
1993	3/8" MPT x 1/2" FPT
1994	1/2" MPT x 3/8" FPT
1995	1/2" MPT x 1/2" FPT

Call Today to Order • 800-521-8104

18-7

Whip Hoses

Whip hose assemblies accessorize every chipping hammer and rivet buster in the relevant industrial and rental market today. Whip hoses make the use and application of the chipping hammer and rivet buster easier.

1/2" Black Hydraulic Whip Hose Assemblies (300 psi)

Model	Assembly Components		
	Integral Swivel Fitting	Hose	Lubricator
1HW-HYD	1/4" MPT	1/2" ID x 6 ft	O-R w/CP Fitting
2HW-HYD	3/8" MPT		
3HW-HYD	1/2" MPT		

Model	Assembly Components		
	Integral Swivel Fitting	Hose	Lubricator
1HW-HYD-OLF	1/4" MPT	1/2" ID x 6 ft	OL-F CP Fitting
2HW-HYD-OLF	3/8" MPT		
3HW-HYD-OLF	1/2" MPT		

Model	Assembly Components	
	Integral Swivel Fitting	Hose
14HW-HYD	1/4" MPT - 1/2" MPT	1/2" ID x 6 ft
38HW-HYD	3/8" MPT - 1/2" MPT	
12HW-HYD	1/2" MPT - 1/2" MPT	



3/4" Black Hydraulic Whip Hose Assemblies (300 psi)

Model	Assembly Components		
	Integral Swivel Fitting	Hose	Lubricator
WH-755-1R-HYD	CP Fitting	3/4" ID x 5 ft	1-R w/CP Fitting
WH-755-2R-HYD	CP Fitting		

1/2" Yellow Wire Braided Whip Hose Assemblies (500 psi)

Model	Assembly Components		
	Fitting to Tool	Hose	Lubricator
1HW-Y500HDS-14	1/4" MPT	1/2" ID x 6 ft	O-R w/CP Fitting
2HW-Y500HDS-38	3/8" MPT		
3HW-Y500HDS-12	1/2" MPT		

Model	Assembly Components		
	Swivel Fitting to Tool	Hose	Lubricator
1HW-Y500HDS-14-OLF	1/4" MPT	1/2" ID x 6 ft	OL-F w/CP Fitting
2HW-Y500HDS-38-OLF	3/8" MPT		
3HW-Y500HDS-12-OLF	1/2" MPT		
L-3-OLF-Y500HDS	L-3-E (1/2" MPT Swivel)		

Model	Assembly Components	
	Swivel Fitting to Tool	Hose
L-3-Y500HDS	L-3-E (1/2" MPT Swivel)	1/2" ID x 6 ft





Whip Hoses

1/2" Lubricator Whip Hose Assemblies

Model	Assembly Components			Air Flow @ 70 PSI
	Fitting to Tool	Hose	Lubricator	
MP-1HW-HDS	1/4" MPT	1/2" ID x 6 ft	0-R w/CP Fitting	30 cfm
MP-2HW-HDS	3/8" MPT			
MP-3HW-HDS	1/2" MPT			
MP-4HW-HDS	L-1-E swivel (7/8"-24 thread)			
MP-4HW-0.500-HDS	L-3-E swivel (1/2" MPT)			



3/4" Lubricator Whip Hose Assemblies

Model	Assembly Components			Air Flow @ 70 PSI
	Fitting to Tool	Hose	Lubricator	
WH-755-1R	3/4" CP Fitting	3/4" ID x 5 ft	1 -R w/CP Fitting	70 cfm
WH-755-2R			2-R w/CP Fitting	



Industrial Grade 10 ft Whip Hoses - with Fittings on Both Ends

- Maximum pressure 200 psi/250 psi/300 psi
- Oil resistant

Model	Hose ID	Hose OD	Length	Max. PSI	Fittings
WH-2	1/4"	1/2"	10 ft	300 psi	1/4" MPT
WH-4	3/8"	11/16"		300 psi	1/4" MPT
WH-6	1/2"	7/8"		250 psi	1/2" MPT
WH-7	1/2"	7/8"	10 ft	250 psi	1/4" MPT x CP
WH-8					3/8" MPT x CP
WH-9					1/2" MPT x CP
WH-94					1/2" MPT x 3/8" MPT
WH-10					1/2" MPT x 3/4" MPT
WH-11	1/2"	7/8"	10 ft	250 psi	1/2" MPT x L-1-E
WH-12					1/2" MPT x L-3-E
WH-13					3/4" MPT x L-1-E
WH-14					3/4" MPT x L-3-E



Industrial Grade 10 ft Whip Hoses - with Swivels

Model	Fitting to Tool	Hose Connection	Note
L-1-WHIP	7/8"-24 thread	1/2" hose barb	Swivel with 1/2" x 10 ft whip hose and CP fitting
L-5-WHIP	3/8" MPT		
L-3-WHIP	1/2" MPT		

Industrial Grade 5 ft Whip Hoses - with Swivels

Model	Fitting to Tool	Hose Connection	Note
WH5-3/8	3/8" L-5	1/2" hose barb	Swivel with 1/2" x 5 ft whip hose and CP fitting
WH5-1/2	1/2" L-3-5		
WH5-7/8	7/8" L-1-E		



In-line Lubricators with Integral Filter



1L-F

Model	Oil Capacity	Pipe Size	Rec'd Air Flow @70PSI	Max. PSI	Height
OL-F	1.4 oz	1/2"	30 cfm	500	2-1/4"
1L-F	3.7 oz	3/4"	70 cfm	260	2-3/4"

Winter Grade Oil - with De-Icing Additive

Designed for extreme weather conditions down to -45° F. Eliminates freezing while lubricating tools. Can be used in conventional air line lubricators or applied directly into the tool's air inlet.

Convenient "flip up" pour top (4 oz and pint bottles only)

ATL004W – 4 Ounce (12 per case)

ATL016W – 1 Pint (12 per case)

ATL128W – 1 Gallon (4 per case)



In-line Manifolds

- Supply up to six air hoses from one station, using up to six different style couplers
- Mount to workbench or wall
- Permits use of air by more than one mechanic




D3406

3063

Model	Inlet Size	Outlet Size	No. of Ports
D3404	1/4"		
D3406	3/8"	1/4"	3
D3408	1/2"		
3043	3/8"	1/4"	4
3063	3/8"	1/4"	6

Self-Storing Coiled Nylon Air Hoses

- Rugged construction
- Extends and retracts like a telephone cord
- Improves safety and efficiency
- Saves space
- Oil and abrasion resistant
- Lightweight
- 200 psi working pressure
- Reusable male fittings



Features 360° Swivel Fittings

1/4" Coiled Hose

Model	Length	Storage Length
N14-12B	12 ft	5"
N14-25B	25 ft	10"
N14-50B	50 ft	20"

3/8" Coiled Hose

Model	Length	Storage Length
N38-12B	12 ft	5"
N38-25B	25 ft	10"
N38-50B	50 ft	20"

1/2" Coiled Hose

Model	Length	Storage Length
N12-12B	12 ft	5"
N12-25B	25 ft	10"
N12-50B	50 ft	20"

In-Line Air Filters

Protects air tools from rust, scale and dirt. Reduces expensive repairs and prolongs tool life. Designed for installation on air line at the point of use. Features a 40 micron sintered bronze filter element.

Model	Inlet Size	Outlet Size	Length
9072	1/4" FPT	1/4" MPT	2-5/16"
9073	3/8" FPT	3/8" MPT	2-5/16"
9074M	1/2" FPT	1/2" MPT	3-1/4"
9076M	3/4" FPT	3/4" MPT	3-1/4"
9074	1/2" FPT	1/2" FPT	3-1/4"
9076	3/4" FPT	3/4" FPT	3-1/4"



9074



9074M

360° Swivels

Bi-directional 360° rotation universal joint keeps air hoses straight and untwisted. Increases the maneuverability of air tools and decreases operator fatigue.

922A – 1/4" NPT (Aluminum)

933ST – 3/8" NPT (Steel)

933A – 3/8" NPT (Aluminum)

944A – 1/2" NPT (Alum/Steel)



Mini Oilers

These oilers thread securely on to the air inlet of the air tool, delivering oil to the tool each time the throttle is actuated.

Model	Material	Thread	Capacity
1414AL	Aluminum	1/4" x 1/4"	5cc
1414BR	Brass	1/4" x 1/4"	5cc
3838BR	Brass	3/8" x 3/8"	7.5cc



1414AL



1414BR



3838BR



Stainless Worm Gear Hose Clamps

Model	Minimum Diameter	Maximum Diameter
HS6	7/16"	25/32"
HS8	1/2"	29/32"
HS10	9/16"	1-1/16"
HS12	11/16"	1-1/4"
HS16	13/16"	1-1/2"
HS20	13/16"	1-3/4"
HS24	1-1/16"	2"
HS28	1-5/16"	2-1/4"
HS32	1-9/16"	2-1/2"



K-Series Band Clamps & Tools

Model	ID
K3-CLAMP	13/16"
K311-CLAMP	1-3/8"
K4-CLAMP	1"
K5-CLAMP	1-1/4"
K6-CLAMP	1-1/2"
K7-CLAMP	1-3/4"
K8-CLAMP	2"
K9-CLAMP	2-1/4"
K10-CLAMP	2-1/2"
K11-CLAMP	2-3/4"
K12-CLAMP	3"



F38 Clamp Tool (not shown)
(F-Series clamps only)

F40 Clamp Tool (not shown)
(K-Series clamps only)

Neoprene Swivel Pigtail Assemblies

With female fitting and male swivel.



Model	Hose Size ID	Length	Fittings
RP0418S RP0436S	1/4"	18" 36"	1/4" NPT
RP0618S RP0624S RP0636S	3/8"	18" 24" 36"	3/8" NPT

Couplers, Connectors & Fittings

Proper Selection Guidelines

1/4" Series: Recommended for tools requiring up to 25 cfm of air, such as small drills, screwdrivers and air hammers using a 1/4" and 3/8" air hose.

3/8" Series: Recommended for tools requiring up to 50 cfm of air, such as drills up to 1/2", impact wrenches 3/8" to 5/8", die grinders and chipping hammers using a 3/8" hose.

1/2" Series: Recommended for tools requiring up to 90 cfm of air, such as drills up to 1-1/4", impact wrenches 3/4" to 1-1/4", grinders 4" to 8", and heavy chipping and riveting hammers using a 1/2" hose.

Foster industrial couplers feature the standard industrial interchange design most widely used in the industry. Please specify the same series size couplers and plugs when ordering. Plugs of one series size will not fit couplers of another size. Other types and styles of couplers and connectors are available.

Quick Change Couplers

with Male Pipe Thread

Model	Series	Thread Size
2903	1/4"	1/8" MPT
3103	1/4"	1/4" MPT
3303	1/4"	3/8" MPT
4104	3/8"	1/4" MPT
4304	3/8"	3/8" MPT
4504	3/8"	1/2" MPT
5105	1/2"	3/8" MPT
5305	1/2"	1/2" MPT
5505	1/2"	3/4" MPT



Quick Change Couplers

with Female Pipe Thread

Model	Series	Thread Size
2803	1/4"	1/8" FPT
3003	1/4"	1/4" FPT
3203	1/4"	3/8" FPT
4004	3/8"	1/4" FPT
4204	3/8"	3/8" FPT
4404	3/8"	1/2" FPT
5005	1/2"	3/8" FPT
5205	1/2"	1/2" FPT
5405	1/2"	3/4" FPT



Quick Change Plugs

Steel with Male Pipe Thread

Model	Series	Thread Size
12-3	1/4"	1/8" MPT
10-3	1/4"	1/4" MPT
14-3	1/4"	3/8" MPT
40-4	3/8"	1/4" MPT
42-4	3/8"	3/8" MPT
44-4	3/8"	1/2" MPT
52-5	1/2"	3/8" MPT
54-5	1/2"	1/2" MPT
56-5	1/2"	3/4" MPT



Quick Change Plugs

Steel with Female Pipe Thread

Model	Series	Thread Size
13-3	1/4"	1/8" FPT
11-3	1/4"	1/4" FPT
15-3	1/4"	3/8" FPT
41-4	3/8"	1/4" FPT
43-4	3/8"	3/8" FPT
45-4	3/8"	1/2" FPT
53-5	1/2"	3/8" FPT
55-5	1/2"	1/2" FPT
57-5	1/2"	3/4" FPT



Quick Change Couplers

with Hose Stem

Model	Series	Hose I.D.
3603	1/4"	1/4"
3703	1/4"	3/8"
4604	3/8"	1/4"
4804	3/8"	3/8"
4904	3/8"	1/2"
5705	1/2"	3/8"
5805	1/2"	1/2"
5905	1/2"	3/4"



Quick Change Plugs

Steel with Hose Stem

Model	Series	Hose I.D.
16-3	1/4"	1/4"
17-3	1/4"	3/8"
46-4	3/8"	1/4"
48-4	3/8"	3/8"
49-4	3/8"	1/2"
59-5	1/2"	3/8"
60-5	1/2"	1/2"
61-5	1/2"	3/4"



Barbed Hose Stems

Brass

Model	Thread Size	Hose I.D.
M-3	1/8" MPT	1/4"
M-4	1/8" MPT	5/16"
M-5	1/8" MPT	3/8"
M-6	1/4" MPT	3/16"
M-7	1/4" MPT	1/4"
M-8	1/4" MPT	5/16"
M-9	1/4" MPT	3/8"
M-11	1/4" MPT	1/2"
M-12	3/8" MPT	1/4"
M-13	3/8" MPT	3/8"
M-14	3/8" MPT	1/2"
M-15	3/8" MPT	3/4"
M-16	1/2" MPT	3/8"
M-17	1/2" MPT	1/2"
M-19	1/2" MPT	3/4"



Barbed Hose Stems

Steel

Model	Thread Size	Hose I.D.
3501	1/8" MPT	1/4"
3502	1/4" MPT	1/4"
3503	1/8" MPT	3/8"
3504	3/8" MPT	1/4"
3505	1/4" MPT	3/8"
3506	3/8" MPT	3/8"
3508	1/2" MPT	3/8"
3509	1/4" MPT	1/2"
3510	3/8" MPT	1/2"
3511	3/4" MPT	1/2"
3512	1/2" MPT	1/2"
3513	1/2" MPT	3/4"
3514	3/4" MPT	3/4"
3518	1" MPT	1"



Can be used in conjunction with Dixon universal coupling hose clamps.

Universal Couplings

Male Thread

Model	Male Thread
UM-25-M	1/4"
UM-37-M	3/8"
UM-50-M	1/2"
UM-75-M	3/4"
UM-100-M	1"



Universal Couplings

Female Thread

Model	Female Thread
UF-25-M	1/4"
UF-37-M	3/8"
UF-50-M	1/2"
UF-75-M	3/4"
UF-100-M	1"



Universal Couplings

Hose End

Model	Hose I.D.
UH-37-M	3/8"
UH-50-M	1/2"
UH-62-M	5/8"
UH-75-M	3/4"
UH-100-M	1"





**High Flow
Quick Change Couplers**
with Male Pipe Thread

Model	Body	Thread Size
2CJM2-B	1/4"	1/4" NPT
2CJM3-B	1/4"	3/8" NPT
3CJM3-B	3/8"	3/8" NPT
3CJM4-B	3/8"	1/2" NPT



**High Flow
Quick Change Couplers**
with Female Pipe Thread

Model	Body	Thread Size
2CJF2-B	1/4"	1/4" NPT
2CJF3-B	1/4"	3/8" NPT
3CJF3-B	3/8"	3/8" NPT
3CJF4-B	3/8"	1/2" NPT



**High Flow
Quick Change Plugs**
with Male Pipe Thread

Model	Body	Thread Size
CJ2M2-LG	1/4"	1/4" NPT
CJ2M3-LG	1/4"	3/8" NPT
CJ3M3	3/8"	3/8" NPT
CJ3M4	3/8"	1/2" NPT



**High Flow
Quick Change Plugs**
with Female Pipe Thread

Model	Body	Thread Size
CJ2F2-LG	1/4"	1/4" NPT
CJ2F3-LG	1/4"	3/8" NPT
CJ3F3	3/8"	3/8" NPT

1/4" Body = 37 cfm of flow
3/8" Body = 67 cfm of flow

Compatible with CEJN™ 320 series

**N-Series
Interchange Female Couplers**
with Male Pipe Thread

Model	Body	Thread Size
4NM3	1/2"	3/8" NPT
4NM4	1/2"	1/2" NPT
4NM6	1/2"	3/4" NPT
4NM8	1/2"	1" NPT



4NM4

**N-Series
Interchange Female Couplers**
with Female Pipe Thread

Model	Body	Thread Size
4NF3	1/2"	3/8" NPT
4NF4	1/2"	1/2" NPT
4NF6	1/2"	3/4" NPT
4NF8	1/2"	1" NPT

**N-Series
Interchange Male Plugs**
with Male Pipe Thread

Model	Body	Thread Size
N4M3	1/2"	3/8" NPT
N4M4	1/2"	1/2" NPT
N4M6	1/2"	3/4" NPT
N4M8	1/2"	1" NPT



N4M6

**N-Series
Interchange Male Plugs**
with Female Pipe Thread

Model	Body	Thread Size
N4F3	1/2"	3/8" NPT
N4F4	1/2"	1/2" NPT
N4F6	1/2"	3/4" NPT
N4F8	1/2"	1" NPT

**N-Series
Interchange Male Plugs
with Safety Locks**
with Male Pipe Thread

Model	Body	Thread Size
N4M4-LS	1/2"	1/2" NPT
N4M6-LS	1/2"	3/4" NPT



N4M6-LS

**N-Series
Interchange Male Plug
with Safety Lock**
with Female Pipe Thread

Model	Body	Thread Size
N4F6-LS	1/2"	3/4" NPT

**P-Series
Interchange Male Couplers**
with Male Pipe Thread

Model	Body	Thread Size
4PM3	1/2"	3/8" NPT
4PM4	1/2"	1/2" NPT
4PM6	1/2"	3/4" NPT
4PM8	1/2"	1" NPT



4PM6

**P-Series
Interchange Female Couplers**
with Female Pipe Thread

Model	Body	Thread Size
4PF4	1/2"	1/2" NPT
4PF6	1/2"	3/4" NPT

Universal Coupling Accessories



AC1
Safety Lock Clip



AWR-4
Rubber Gasket for
Universal Coupling



UD-301-M
Universal "Dead-End"
Coupling



UW-300-M
Universal 3-Way Coupling

Universal Couplings

Hose Clamps

Model	Hose I.D.	For Hose O.D.
CD	3/8"	11/16" to 7/8"
B5	1/2"	1-1/16" to 1-3/16"
BU9	3/4"	1-5/32" to 1-5/16"
B14	1"	1-11/16" to 1-15/16"



Double Bolt Hose Clamps

Model	Hose I.D.	For Hose O.D.
J48	3/4"	1-1/8" to 1-3/16"
JX49	1"	1-7/16" to 1-17/32"
DL14	1-1/4"	1-5/8" to 1-13/16"
DL20	1-1/2"	1-3/4" to 2-3/64"



Barbed Hose Stems

Steel



Model	Hose O.D.
DMA	1/4" x 1/4"
DMB	3/8" x 3/8"
DM1	1/2" x 1/2"
DM6	3/4" x 3/4"
DM11	1" x 1"

Couplings

Brass

Model	FPT
PF2072	1/8"
PF2074	1/4"
PF2076	3/8"
PF2078	1/2"
PF2079	3/4"
PF2080	1"
PF20842	1/4" x 1/8"
PF20862	3/8" x 1/8"
PF20864	3/8" x 1/4"
PF20884	1/2" x 1/4"
PF20886	1/2" x 3/8"



Reducer Bushings

Brass

Model	MPT	FPT
PF20942	1/4"	1/8"
PF20962	3/8"	1/8"
PF20964	3/8"	1/4"
PF20982	1/2"	1/8"
PF20984	1/2"	1/4"
PF20986	1/2"	3/8"
PF209124	3/4"	1/4"
PF209126	3/4"	3/8"
PF209128	3/4"	1/2"
PF209168	1"	1/2"
B21612	1"	3/4"



Swivel Barbed Hose Stems

Brass



Model	MPT	Hose I.D.
M7S	1/4"	1/4"
M13S	3/8"	3/8"
M17S	1/2"	1/2"

Adapters

Brass

Model	MPT	FPT
H0202	1/8"	1/8"
H0402	1/4"	1/8"
H0404	1/4"	1/4"
H0604	3/8"	1/4"
H0606	3/8"	3/8"
H0806	1/2"	3/8"
H0808	1/2"	1/2"
H0809	3/4"	3/4"
H0810	1"	1"



Hex Nipples

Brass

Model	MPT	FPT
PF22222	1/8"	1/8"
PF22242	1/8"	1/4"
PF22244	1/4"	1/4"
PF22264	1/4"	3/8"
PF22266	3/8"	3/8"
PF22286	3/8"	1/2"
PF22288	1/2"	1/2"



Swivel Fittings

Brass

Model	MPT	FPT
25US	1/4"	1/4"
38US	3/8"	3/8"





BLS

Safety Air Blow Gun

The first air duster ever made with a conical air curtain system to protect workers from injury. OSHA approved.

- 1/4" male inlet
- Eliminates blowing metal chips
- Adjustable air curtain angle
- Designed for safety and efficiency



336-RT

Rubber-Tip Blow Gun

- Handy hang-up hook
- Rugged construction
- 1/4" female inlet
- Ideal for use on delicate surfaces
- Extension blow guns available



801S


Safety Brush Blow Guns

Exclusive 2-in-1 safety brush blow gun features a standard blow gun with a choice of built-in wire, nylon or horsehair brushes for fast, easy air-blast cleaning. Blow brush conforms to OSHA standards. Replacement brushes available.

801S – Safety blow gun with steel brush

802S – Safety blow gun with nylon brush

803S – Safety blow gun with horsehair brush



TGC-090

Tire Inflation Gauge

Rugged, compact, lightweight and sturdy. Designed for cars and trucks. Features aluminum casting and solid brass dial calibrated from 10-90 psi in 2 lb increments.

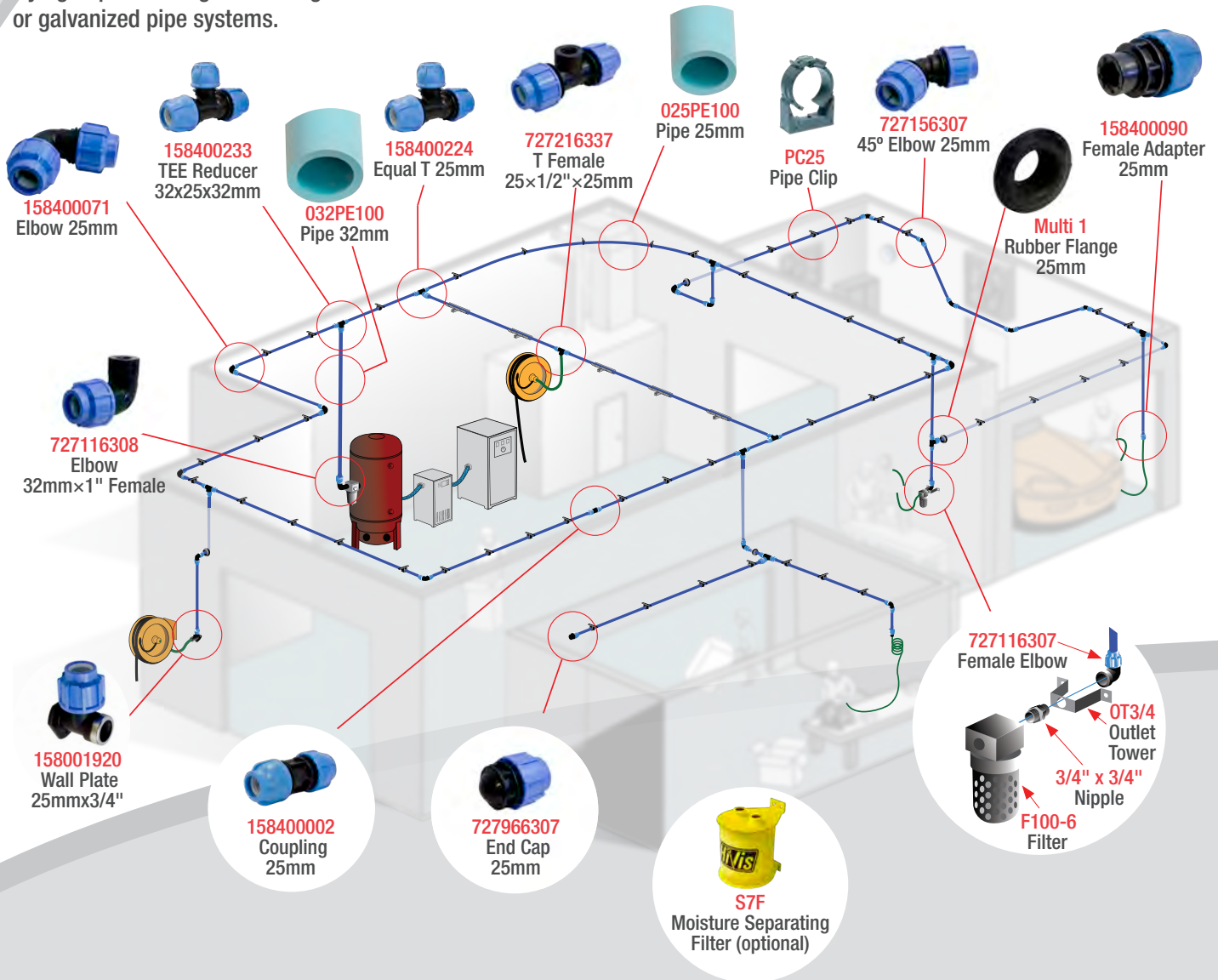
High Performance Compressed Air Pipe System

High-Density Polyethylene Compressed Air Pipe Systems are made of a high-performance ductile plastic tested to pass tough California OSHA standards. The plastic insulates your air supply from ambient air, much like insulation in a cooler. The temperature transfer that causes condensation to form in aluminum and iron pipe systems is substantially reduced, allowing you to reduce airborne moisture at all times.

HDPE pipe systems have a dramatically higher flow rate than any other system—the smooth interior allows 25-30% better flow than competing pipe systems. The low friction loss, high flow characteristics mean the air flows faster, which will help you maintain the CFM to do the job right. This translates into savings, as one of the highest costs in compressed air is often related to the friction losses when trying to push enough air through old-fashioned black iron or galvanized pipe systems.

HDPE pipe installation is simple and cost-effective as it requires no special tools. There are no threads to cut or joints to sweat, resulting in one-tenth the labor of black iron or copper pipes. Compared to aluminum pipe setups that require special drilling and cutting systems, HDPE pipe systems reduce labor times by half. Imagine a high-performance leak-free system set up in days, rather than weeks.

High-Density Polyethylene systems were originally designed for natural gas pipelines and are the pipe systems of choice for over 90% of all installations today across North America. Even when exposed to pressures exceeding 460 psi for 1000 hours or when struck by blunt objects under pressure, HDPE pipe maintains its integrity. HDPE pipe systems are the natural choice for compressed air safety and efficiency.








HDPE PIPE - in 6 meter (19.75 ft) lengths

025PE100	Pipe PE100 6m x 25mm (Flow Rate Equal to 1" Iron)
032PE100	Pipe PE100 6m x 32mm (Flow Rate Equal to 1.5" Iron)
040PE100	Pipe PE100 6m x 40mm (Flow Rate Equal to 2" Iron)
063PE100	Pipe PE100 6m x 63mm (Flow Rate Equal to 3" Iron)





	Couplings
158400002	Coupling 25mm
158400003	Coupling 32mm
158400004	Coupling 40mm
158400006	Coupling 63mm


	Reducing Couplings
158400155	Reducing Coupling 32 - 25mm
727906347	Reducing Coupling 40 - 25mm
727906346	Reducing Coupling 40 - 32mm
727906356	Reducing Coupling 63 - 32mm
727906357	Reducing Coupling 63 - 40mm


	Female Adapters (For Male thread, use Common pipe nipples in Brass, Stainless or galvanized)
158400090	Female Adapter 25mm x 1/2"
727916307	Female Adapter 25mm x 3/4"
727916336	Female Adapter 25mm x 1"
727916341	Female Adapter 32mm x 3/4"
158400094	Female Adapter 32mm x 1"
727916346	Female Adapter 40mm x 1"
158400097	Female Adapter 40mm x 1-1/4"
158400098	Female Adapter 40mm x 1-1/2"
158400104	Female Adapter 63mm to 2"
158400105	Female Adapter 63mm to 2-1/2"


	Tee Equal
158400224	Tee Equal 25mm
158400225	Tee Equal 32mm
727206309	Tee Equal 40mm
158400228	Tee Equal 63mm


	Tee Reducers
158400233	Tee 90° Reducing/Increasing 32-25-32mm
727206338	Tee 90° Reducing/Increasing 25-32-25mm
158400234	Tee 90° Reducing/Increasing 40-32-40mm
727206357	Tee 90° Reducing/Increasing 63-32-63mm


	Tee Female (For Male thread, use Common pipe nipples in Brass, Stainless or galvanized)
727216337	Tee 90° w/ thd. fem. offtake 25mm x 1/2" x 25mm
727216307	Tee 90° w/ thd. fem. offtake 25mm x 3/4" x 25mm
727216342	Tee 90° w/ thd. fem. offtake 32mm x 1/2" x 32mm
727216341	Tee 90° w/ thd. fem. offtake 32mm x 3/4" x 32mm
727216308	Tee 90° w/ thd. fem. offtake 32mm x 1" x 32mm
727216347	Tee 90° w/ thd. fem. offtake 40mm x 3/4" x 40mm
727216346	Tee 90° w/ thd. fem. offtake 40mm x 1" x 40mm
727216345	Tee 90° w/ thd. fem. offtake 40mm x 1-1/2" x 40mm


	Elbows 90°
158400071	Elbow 90° 25mm
158400072	Elbow 90° 32mm
158400073	Elbow 90° 40mm
158400075	Elbow 90° 63mm


	Corner Outlet Elbows
158001012	Elbow 90° with 1/2" female port 25mm
158001013	Elbow 90° with 1/2" female port 32mm
158001014	Elbow 90° with 3/4" female port 32mm

	Female Elbows (For Male thread, use Common pipe nipples in Brass, Stainless or galvanized)
727116337	Elbow 90° with female offtake 25mm x 1/2"
727116307	Elbow 90° with female offtake 25mm x 3/4"
727116336	Elbow 90° with female offtake 25mm x 1"
727116342	Elbow 90° with female offtake 32mm x 1/2"
727116341	Elbow 90° with female offtake 32mm x 3/4"
727116308	Elbow 90° with female offtake 32mm x 1"
727116347	Elbow 90° with female offtake 40mm x 3/4"
727116346	Elbow 90° with female offtake 40mm x 1"
727116345	Elbow 90° with female offtake 40mm x 1-1/2"
727116311	Elbow 90° with female offtake 63mm x 2"


	Composite Wall Plate
158001920	Wall Plate - Composite 25mm x 3/4"

	End Caps
727966307	End Cap 25mm
727966308	End Cap 32mm
727966309	End Cap 40mm
158400084	End Cap 63mm


	Elbows 45°
727156307	Elbow 45° 25mm
727156308	Elbow 45° 32mm
727156309	Elbow 45° 40mm


	Male Adapter
727926347	40mm x 2" Male Adapter


High Performance Compressed Air Pipe System (cont.)

	Reducing Kits - 158 Series Adapters
158400306	Reducing Kit 32 – 25mm
158400308	Reducing Kit 40 – 25mm
158400309	Reducing Kit 40 – 32mm
158400315	Reducing Kit 63 – 40mm


	Reducing Kits - 727 Series Adapters
727826432	Reducing Kit 32 – 25mm
727826435	Reducing Kit 40 – 32mm
727826441	Reducing Kit 63 – 40mm


	Copper Conversion Kits
727826401	Conv. kit, 25mm nut × 22mm O/D copper pipe
727826402	Conv. kit, 32mm nut × 28mm O/D copper pipe


	Pipe Clips
PC25	Closed Pipe Clip – Suit 25mm Pipe
PC32	Closed Pipe Clip – Suit 32mm Pipe
PC40	Closed Pipe Clip – Suit 40mm Pipe
PC63	Closed Pipe Clip – Suit 63mm Pipe


	Outlet Towers*
OT3/4	Outlet tower – 3/4"*
TOT3/4	Twin outlet tower – 3/4"*

*For use with combination of 25mm × 3/4", or 32mm × 3/4" Tee Females
RB3/4 × 1/2"

	Pipe Saddles
SD150-ZS	Pipe saddle suits 25 – 32mm pipe
SD200-ZS	Pipe saddle suits 40mm pipe

	Sealing Tape
BLUE MONSTER	Recommended for all threaded connections to brass, black iron, copper, galvanized pipe, fittings or nipples

	Assembly Wrenches
799198097	Assembly Wrench 25 – 40mm
799198098	Assembly Wrench 63mm

	Pipe Cutter
72355	Ratcheting Pipe Cutter 25 – 40mm

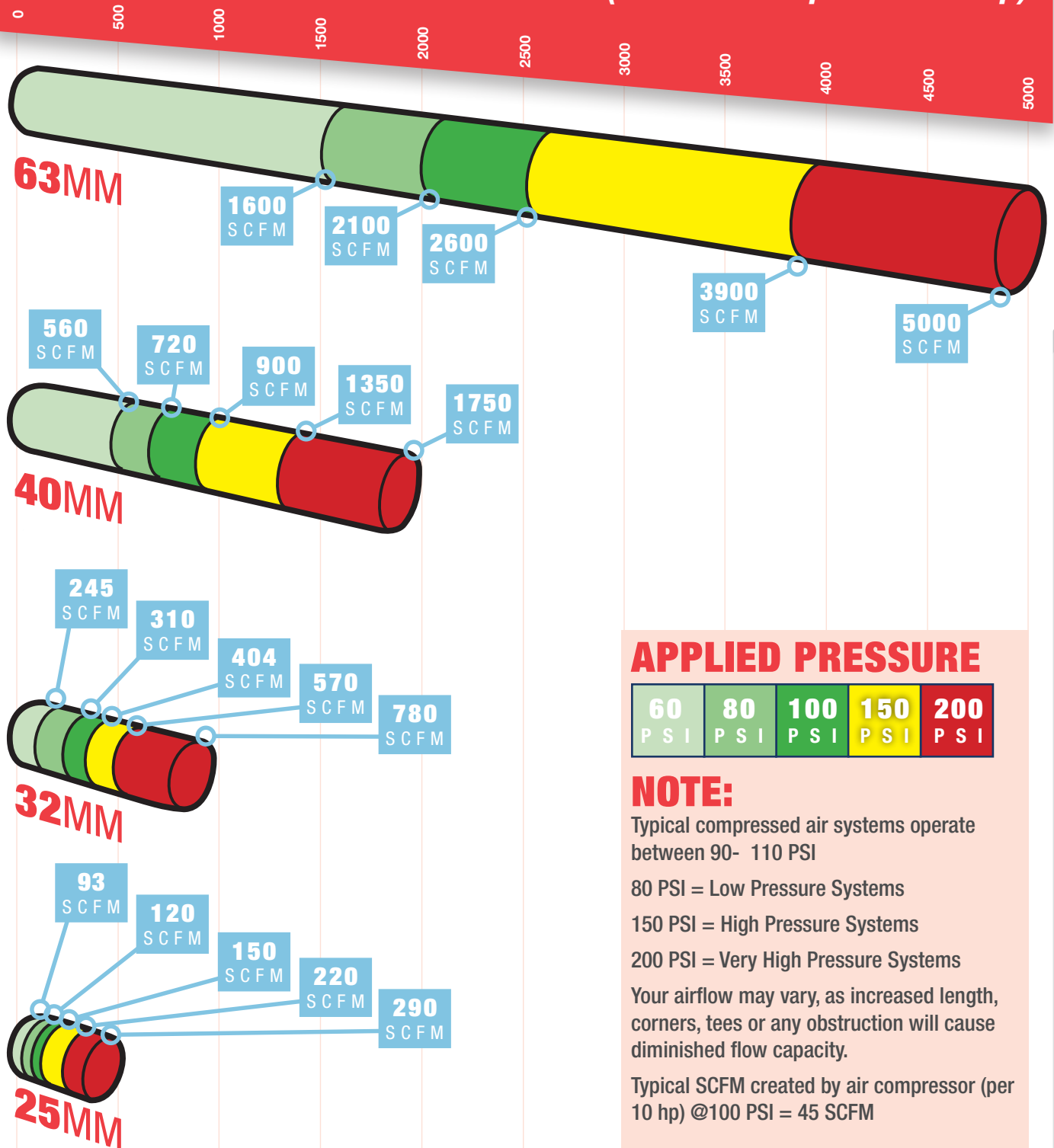
	Rubber Flanges for Screw Cases, Brick / Concrete Walls Etc.
MULTI 1	Multi Seal, Pipe/Hose O/D up to 27mm Hole Required 31.7mm
MULTI 2	Multi Seal, Pipe/Hose O/D up to 33mm Hole Required 44.4mm





AIR FLOW PER 100 FT OF STRAIGHT PIPE

(Includes 5% pressure drop)



APPLIED PRESSURE

60 PSI	80 PSI	100 PSI	150 PSI	200 PSI
-----------	-----------	------------	------------	------------

NOTE:

Typical compressed air systems operate between 90- 110 PSI

80 PSI = Low Pressure Systems

150 PSI = High Pressure Systems

200 PSI = Very High Pressure Systems

Your airflow may vary, as increased length, corners, tees or any obstruction will cause diminished flow capacity.

Typical SCFM created by air compressor (per 10 hp) @100 PSI = 45 SCFM



EST. 1945
MPT is Proudly Celebrating
Over 75 Years of Service!



1971
50 years later, MPT's Catalogs are still
dedicated to bringing you the best selection
of Air Tools at the best prices!

FEATURING TOOLS MANUFACTURED BY



MICHIGAN PNEUMATIC TOOL

Industrial Air Tools

6850 Middlebelt Rd. • P.O. Box 906
Romulus, MI 48174-7406

© 2021 Michigan Pneumatic® Tool, Inc.

